Profiling of Domestic Raw Material Consumption Industries






Final Report

Submitted to
Department of Industry
Tripureshwar, Kathmandu

Submitted by:
Centre for Policy Studies and Rural Development
Kalimati, Kathmandu
2082

Acknowledgement

This is a research study report on "Profiling of Domestic Raw Material Consumption Industries" undertaken for the Department of Industry, Ministry of Industry, Commerce and Supply. There are several benefits of industries based on domestic raw material consumption. Such industries not only reduce the dependence on foreign imports of raw materials but also encourage domestic producers to expand production. Consequently, local economy will get a boost, additional employment opportunities will be created and the country will grow on a sustainable basis.

Nepal has been witnessing an increase in the number of industries and expansion in industrial output over the years. As of 2080 February, a total of 9344 industries consisting of large, medium and small scale have been registered in the Department of Industry. Although information of industries by Nepal Standard Industrial Classification (NSIC) is available, there is lack of data of industries classified by domestic or foreign raw material use. It is precisely to fill this data gap of industries based on domestic raw material use to a greater extent, the present study was undertaken. It is expected that the report would provide some basis for the policy makers in policy formulation encouraging the expansion of domestic raw material based industries towards building a self-reliant economy.

We would like to record our high gratitude to **Rajeshwor Gyawali, Director General** of the Department of Industry, for considering our Centre worthy of accomplishing this task. He provided us analytical support and encouragement at every stage of the study. His comments and suggestions were most helpful in orienting the study in the right direction. During the course of the study we were provided necessary advice and support by **Sunil Kumar Yadav, Director of Planning, Monitoring & Statistics Section** and **Nishesh Maharjan, Mechanical Engineer** of the same section. We are highly thankful to both of them. We highly appreciate the help and cooperation of other officials of DoI, particularly **Binod Regmi**.

We are highly thankful to the industrialists, companies, and Industry Associations for helping us with the required data and information relating to their respective industries. We also thank the team leader and expert members of the study for their effort and inputs that have gone to this report.



Harishankar Bhattarai
Research Director
Centre for Policy Studies and Rural Development, Kathmandu

Table of Contents	
Contents	Page No.
Chapter I: Introduction	1-6
1.1 Background	1
1.2 Rationale of the Work	1
1.3 Objectives of the Study	3
1.4 Scope of the Work	3
1.5 Methodology of the Study	4
1.6 Sample Size of the Study	4
1.7 Limitations and delimitations of the Study	5
Chapter II: Profiles of Selected Industries	7-174
2.1 Tea& Coffee Processing Industries	7
2.2 Cement Industries	19
2.3 Dairy Industries	31
2.4 Herbs Processing Industries	60
2.5 Animal/Poultry Feeds Industries	72
2.6 Food Processing Industries	81
2.7 Miscellaneous Industries	140
Chapter III: Major Findings of Focus Group Discussions and Conclusion	175-177
3.1 Major Findings of the Study	175
3.2 Major Findings of Focus Group Discussions	175
3.3 Conclusion	176
3.4 Way Forward	177
Annex I: Questionnaires	178
Annex II: Some Photos of Discussions With Stakeholders	182

Chapter I
Introduction

1.1 Background

The consumption of domestic raw materials in various industries is crucial for driving economic growth, minimizing reliance on imports, enhancing import substitution, and encouraging sustainable industrial practices. Industries that utilize agricultural products, forest resources, minerals, and renewable energy contribute to the production of goods and services that satisfy local demand, replace imports, and boost exports, thereby reducing the foreign trade deficit. In Nepal, these industries include agriculture-based sectors such as food processing and jute manufacturing, forest-based sectors like paper production and herbal medicine, mineral-based industries such as cement and ceramics, river-based sectors focusing on stone and sand processing, energy-related industries like hydropower and biofuels, as well as handicraft industries that leverage traditional skills and local resources.

In Nepal, these sectors encompass agriculture-based industries such as food processing and jute production, forest-based industries like paper manufacturing and herbal medicine, mineral-based sectors including cement and ceramics, river-based industries concentrating on stone and sand processing, energy-related sectors such as hydropower and biofuels, along with handicraft industries that utilize traditional skills and local resources.

Article 51 (g) of the Constitution of Nepal outlines economic, industrial, and commercial policies that prioritize domestic investment using Nepali labor, skills, and resources to strengthen the national economy. The Industrial Policy-2010 aims to enhance national income and employment by promoting industrial exports through improved quality and competitiveness in production.

Using domestic raw materials in industries offers many benefits, reducing dependence on foreign imports and boosting local production. This leads to economic growth, job creation, and sustainable national development.

1.2 Rationale of the Work

Nepal has experienced a rise in the number of industries and an increase in industrial output over the years. As of February 2080, the Department of Industry has registered a total of 9,344 industries, which include large, medium, and small-scale enterprises.While data on industries is available

according to the Nepal Standard Industrial Classification (NSIC), there is a notable absence of information regarding industries categorized by the use of domestic or foreign raw materials. This study is conducted specifically to address the data deficiency concerning industries that utilize domestic raw materials to a significant extent. It is anticipated that the findings of this report will serve as a foundation for policymakers in formulating strategies that promote the growth of industries reliant on domestic raw materials, thereby contributing to the establishment of a self-sufficient economy.

The Constitution of Nepal outlines strategies to protect and promote various sectors, emphasizing local investments that utilize Nepali labor, skills, and materials for sustainable economic growth. This approach strengthens local businesses and enhances the economy by ensuring efficient resource use.Article 51(g) of the Constitution establishes economic policies to encourage domestic investment, focusing on harnessing Nepali labor and resources to improve the economic framework and promote self-sufficiency.

The 2010 Industrial Policy aims to boost employment and national income by enhancing industrial exports through better production quality and competitiveness, fostering a robust industrial sector that benefits the local workforce.The National Planning Commission's sixteenth plan emphasizes developing agro-based industries to optimize the supply chain for raw materials, aiding manufacturers. This initiative seeks to strengthen manufacturing with locally sourced materials, promoting economic growth and sustainability while reducing imports and increasing exports through improved agricultural productivity.

According to the National Planning Commission's Fifteenth Plan, infrastructure development and investment facilitation would be offered to support industries based on domestic raw materials, such as cement, sugar, footwear, medicines, juices, dairy, tea, pashmina, and handicrafts. Additionally, national priority areas—such as infrastructure and productive sectors that make use of locally accessible resources, skills, and raw materials—would draw foreign direct investment. Additionally, the plan stated that local production of raw materials needed for agro-industries would be promoted in order to stimulate entrepreneurship in these sectors. Similarly, concentrating on import control through the mobilization of public-private-cooperative partnerships (PPCP) in companies with comparative advantages and a competitive capacity based on indigenous raw resources. The sustainable use of regional resources and raw materials in industries reliant on agriculture, forests, and minerals will be prioritized. Industries that produce export items using domestic raw materials will be given incentives to embrace new technology and enhance their production procedures. There will have been the

establishment of domestic raw material-based industries, the production of industrial goods, the creation of jobs, the replacement of imports, and the encouragement of exports.

The Sixteenth Plan emphasizes the critical role of leveraging local raw materials alongside modern technology to boost the industrial sector's contribution to the Gross Domestic Product (GDP) through its growth and expansion. To realize this vision, it is vital to create an environment conducive to the establishment of industries focused on processing agricultural products and those that can utilize agricultural produce as their primary raw materials.

Furthermore, the plan calls for the implementation of initiatives designed to promote the export of traditional skills, crafts, and products made from Nepali raw materials. Supporting micro, small, and medium enterprises is also essential to foster economic development and enhance the overall industrial landscape.The Sixteenth Plan has highlighted the importance of utilizing local raw materials and modern technology to enhance the industrial sector's contribution to GDP through its development and expansion. To achieve this, it is essential to facilitate the establishment of industries that process agricultural products and those that utilize agricultural produce as raw materials.

Additionally, it is necessary to implement programs aimed at promoting the export of traditional skills, artifacts, and products derived from Nepali raw materials, as well as to support micro, small, and medium enterprises.

1.3 Objectives of the Study

General Objective: To create a profile of industries utilizing domestic raw materials and categorize them based on sectors, geographic distribution and scale of production.

Specific Objective: To analyze the types, sources and quantities of raw material consumed

1.4 Scope of the Work

Based on the TOR provided by Department of Industry the work has following scope:

I. Identify the products which use domestic raw material as major source of input during manufacturing

II. Create the profile of such industry incorporating the following information:

- Industry Name

- Address of Industry: Address including district and Province
- Industry Type: Classification (e.g.; manufacturing, agriculture, etc.)
- Size of the Industry: Scale of operation (e.g., small, medium, large)
- Annual Production capacity of Industry
- Capital of Industry
- Number of Employment generated:
- Name of Domestic Raw material used: Share of domestic raw materials to the total raw materials used:
- Sourcing methodology of raw materials: (How raw materials are procured)
- Raw Material Efficiency (Tentative yield rates)

III. Study current market conditions affecting the availability and cost of raw materials

1.5 Methodology of the Study

The development of profiles for industries that rely on domestic raw materials primarily relied on secondary data sourced from the department of industry supplemented primary data gathered directly from these industries.

Primary data and information were systematically gathered through questionnaires distributed to a carefully selected sample of industries. These industries were specifically identified as those that incorporate local raw materials into their production processes. The sample of the industries consuming domestic raw materials were selected purposively because there were no exact data of industries that uses domestic raw materials. Likewise, those industries that uses domestic raw materials as major raw material were taken as sample.

To enhance the data collection process, the research team conducted on-site visits to these industrial facilities, where they engaged in Focused Group Discussions (FGD). These discussions aimed to explore the types of domestic raw materials utilized by the industries and to address the various challenges they encounter in relation to sourcing and using these raw materials.

1.6 Sample Size of the Study

The research has involved a comprehensive analysis of 140 different industries, categorized into three size groups: 12 large industries, 23 medium-sized industries, and 105 small industries.

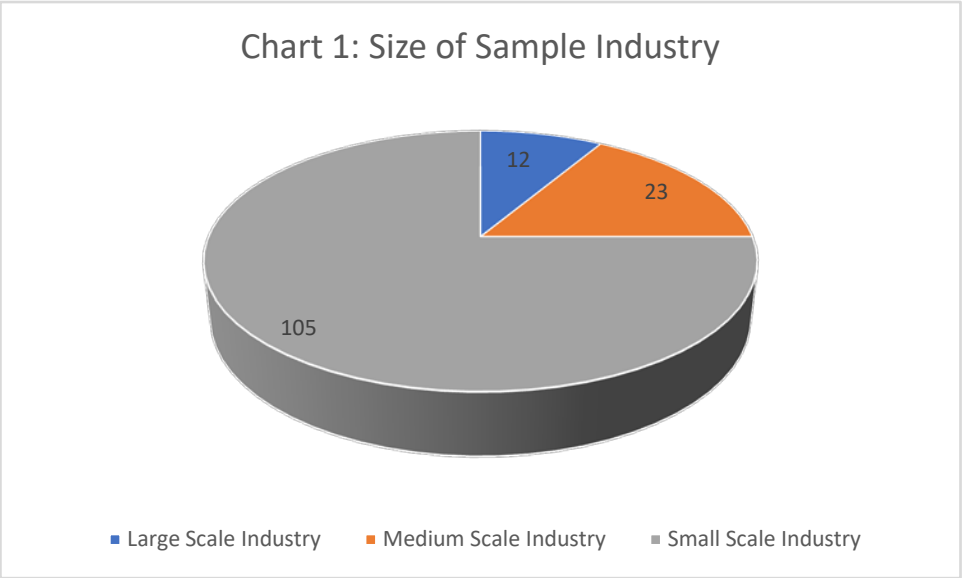

In terms of provincial distribution, the industries are spread across various provinces, with 40 located in Koshi, 32 in Gandaki, 28 in Lumbini, 16 in Madhesh, 15 in Bagmati, five in Sudurpaschim, and four in Karnali province. This detailed profiling provides valuable insights into the industrial landscape across these regions.

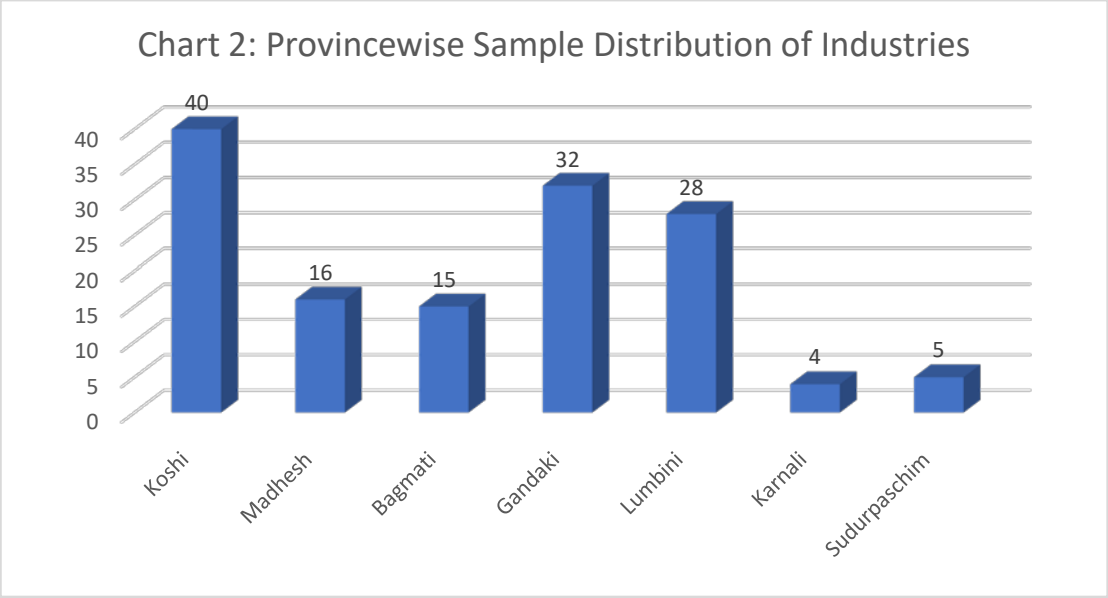

1.7 Limitations and delimitations of the Study

The research has encompassed a representative industry, and the report relies on the data and information supplied by them. Thus far, no cross-verification of the data has been conducted. Likewise, the list of industries are taken from the publications of Department of Industry but the data from the department of the Cottage and Small Industries have not been incorporated.

This research has included data regarding industries that utilize domestic raw materials, including tea and coffee processing, cement, dairy, herbs processing, animal feed, and food processing industries. However, there are additional sectors, such as those focused on wood and wood products, brick and tile manufacturing, and drinking water production, that also rely on domestic raw materials. Due to resource constraints, a comprehensive profiling of these industries remains a challenge.

Furthermore, the identification of local raw materials has proven to be quite perplexing. For instance, in Nepal, farmers cultivate wheat, maize, and paddy, while traders also import these products. Industries utilize these agricultural products as raw materials. Distinguishing between these products is quite challenging. During interaction meetings with industrialists, they expressed the same confusion.This study has drawn conclusions regarding the source of raw materials based on the information supplied by industrialists.

Chapter II

Profiles of Selected Industries

2.1 Tea and Coffee Industries

2.1.1 Background

A study conducted by the Department of Industry indicates that the first private tea plantation in the Terai region was established in 1959, registered under the name Bhudhakaran Tea Estate. In 1966, the Government of Nepal established the Nepal Tea Development Corporation to support the growth of the tea industry. Initially, tea leaves produced in Nepal were sold to factories located in Darjeeling. It was not until 1978 that the first factory for processing tea leaves was established in Ilam, followed by the establishment of another factory in the Jhapa district a few years later.

The Government of Nepal established the National Tea and Coffee Development Board to revitalize the stagnant tea industry between 1987 and 1993, alongside institutions like the Nepal Tea Planters' Association and the Himalayan Orthodox Tea Producers' Association. A shift towards privatization began in 1997, with the privatization of plantations and factories previously run by the Nepal Tea Development Corporation. From the late 1990s to the early 2000s, international NGOs like Winrock, SNV, and GiZ collaborated with Nepal's tea sector, recognizing its potential to alleviate rural poverty. By the early 21st century, the tea industry had commercialized but still struggled with global branding and marketing integration. In 2000, the Government of Nepal approved the National Tea Policy under the National Tea and Coffee Development Board Act of 1992.

As per the statistical data from the Department of Industry (DOI), there are68 tea and coffee manufacturers and processors industries in Nepal. The majority of tea manufacturers and processors industries are located in Koshi Province. Tea cultivation occurs in 10 districts, while processing takes place in 12 districts. Approximately 50 percent of the manufacturers and processors are situated in Jhapa District, around 25 percent in Ilam District, about 10 percent in Dhankuta, and the remaining in other districts. Likewise, coffee processing industries are concentrated mainly in Bagmati and Gandaki Province.

Table 2.1: List of Tea and Coffee manufacturers and processors industries

SN	Industry Name	Registration Date	Province	District	Total Capital (Rs In Million)	Product & Annual Capacity	Employment
1	Mangaldham Tea State Pvt.Ltd	2054-05-20	Koshi	Jhapa	70	Tea, Tea Farming And Processing 380 Mt	390
2	Himalayan Organic Coffee Ind. Pvt. Ltd.	2056-02-04	Lumbini	Gulmi	11	Coffee 38 Mt., Coffee Tree Plantation 300000 Nos	30
3	Mudhe Khola Tea Estate Pvt.Ltd	2054-02-12	Koshi	Ilam	76	Tea Farming And Processing 300000 Kgs	508
4	Antu Chiya Udyog Pvt.Ltd	2053-11-22	Koshi	Ilam	85	Tea, Tea Farming And Processing 91200 Kgs	57
5	M.D. Multy Processing Pvt.Ltd	2053-11-28	Koshi	Jhapa	62	Tea, Tea 650 Mt, Herbs 50 Mt, Ginger, Turmeric And Other 100 Mt	556
6	North Nepal Tea Estate Pvt.Ltd	2053-12-05	Koshi	Panchathar	50	Tea, Tea Farming And Processing (Orthrodox) 175 Mt	341
7	Manglung Chiya Bagan Ltd	2053-12-21	Koshi	Ilam	70	Tea, Tea Farming And Processing 400 Mt	1,574
8	Ilam Tea Producers Pvt.Ltd	2053-12-07	Koshi	Ilam	30	Tea Processing 150000 Kg	40
9	Dakshankali Tea Estate Pvt.Ltd	2054-03-18	Koshi	Jhapa	65	Tea , Tea Farming And Processing 424667 Kgs	193
10	Jhapa Tea State Pvt. Ltd.	2056-04-09	Koshi	Jhapa	65	Tea 4200000 Kg	118
11	Chinari Tea State	2056-04-28	Koshi	Jhapa	87	Refined Tea	84
12	Maibeni Chiya Bagan Pvt. Ltd.	2056-02-07	Koshi	Ilam	133	Tea, Tea Farming And Processing 900 Mt	110
13	Aroma Tea Estate Pvt.Ltd	2053-11-08	Koshi	Jhapa	106	Tea, Tea Farming And Processing 363 Mt	315
14	Hariyali Tea Garden Pvt. Ltd.	2056-05-04	Koshi	Tehrathum	68	Tea, Tea Farming And Processing 300 Mt	46
15	Saurav Chiya Udhyog Pvt. Ltd.	2056-10-06	Koshi	Jhapa	34	Tea (Green Leaf 100000 Kg., Tea (Dry Leaf 300000 Kg.	85
16	Hadiya Real Tea Estate Pvt.Ltd	2053-05-20	Koshi	Jhapa	20	Tea Processing 160 Mt	256
17	Star Tea Industries P. Ltd	2065-10-01	Koshi	Jhapa	50	Processing Tea 800 Mt	60
18	Gorkha Lahari Pvt.Ltd - Sakha Unit1	2064-04-28	Bagmati	Makwanpur	10	Tea Packging 1000000 Kg	16
19	Top Of The World Coffee Pvt.Ltd	2064-06-01	Bagmati	Lalitpur	7	Coffee 20000 Kg	15
20	Sunkoshi Tea Industries Pvt. Ltd.	2064-10-07	Koshi	Jhapa	67	Tea Processing 1000 Mt	70

SN	Industry Name	Registration Date	Province	District	Total Capital (Rs In Million)	Product & Annual Capacity	Employment
21	Greenland Coffee Industry Pvt.Ltd	2065-01-10	Bagmati	Kavre	5	Coffee Plantation & Processing 26250 Kg	33
22	Krishna Tea Ind.Pvt. Ltd.	2061/62	Koshi	Jhapa	117.53	Ctc 12000 Mt	73
23	Jagadamba Tea Processing Pvt.Ltd	2061/62	Koshi	Jhapa	91.9	Tea 1050 M.T.	88
24	Shanti Nagar Tea Estate Pvt. Ltd.	2061/62	Koshi	Jhapa	60	Tea 147000 Kg	75
25	Harati Tea Estate Pvt. Ltd.	2062/63	Koshi	Dhankuta	250	Tea Processing 1013760 Kg	82
26	Rakura Tea Processing Industries Pvt Ltd	2064/65	Koshi	Jhapa	67	Tea Processing 1000 Mt	70
27	Swami Sadananda Tea State P. Ltd.	2064/65	Koshi	Jhapa	40	Tea Product	50
28	Mangal Dham Tea State P.Ltd.	2064/65	Bagmati	Kavre	70	Tea Product	55
29	Dharmik Coffee Udyog	2064/64	Bagmati	Kavre	5	Coffee Processing 30000 Kg	33
30	Siddhi Binayak Tea Industries Pvt.Ltd	2066/67	Koshi	Ilam	47	Leaf Tea 162 Mt, Broken Tea 162 Mt, Foning Tea 108 Mt	24
31	Himalayan Tea and Agro P Ltd	2066/67	Koshi	Ilam	100	Orthodox Tea Processing	75
32	Himalayan Tea And Agro Nepal Pvt. Ltd.	2070/71	Koshi	Ilam	100	Orthodox Tea Processing 750 Mt	103
33	Ganapati Tea Internation Pvt. Ltd.	2066/67	Koshi	Jhapa	20	Tea Processing	45
9	Asha Fare Coffee Pvt.Ltd	2066/67	Bagmati	Lalitpur	5	Coffee Processing And Production - 35 Mt	17
35	Everest Lauda Coffee Industries Pvt.Ltd	2066/67	Bagmati	Kathmandu	7	Coffee Processing & Production 40 Mt	17
36	Samal Valley Tea Estate Pvt.Ltd	2068/69	Koshi	Ilam	49	Orthodox Tea 400 Mt	85
37	Dharti Tea State Pvt.Ltd	2068/69	Koshi	Ilam	45	Tea-80mt, Essential Oil 8 Kl	85
38	Tara Gaun Tea Estate Pvt. Ltd.	2069/70	Koshi	Ilam	49	Manufacturing And Export Of Orthodox Tea 540 Mt	34
39	Kanyam Tea Farming And Processing Industries Pvt. Ltd.	2070/71	Koshi	Jhapa	49	Orthodo X Tea 360 MT, CTC Tea 360 MT	110
40	Arjundhara Tea Processing P Ltd	2070/71	Koshi	Jhapa	80	Tea 400 MT	60
41	The Original Coffee Pvt. Ltd.	2070/71	Bagmati	Kathmandu	5	Coffee Capsul 28 Mt	15
42	King Coffee Pvt. Ltd.	2070/71	Sudurpaschim	Dadeldhura	10	Coffee Beans 25 Mt	27
43	Happy Farmer Organic Pvt. Ltd.	2070/71	Bagmati	Chitwan	10	Roasted Coffee Beans 15 Mt	28
44	Himalaya Tea Estate Siranchok Gorkha Pvt. Ltd.	2071/72	Gandaki	Gorkha	45	Orthodox Tea 125 M.T.	287
45	Fikkal Tea & Coffee Company Pvt. Ltd.	2072/73	Koshi	Ilam	50	Ctc 75 Mt, Orthodox 275 Mt, Coffee 20 Mt	60
46	Parajuli Tea Industries Pvt. Ltd.	2072/73	Koshi	Jhapa	191	Ctc Tea 1400 M.T., Green Tea 800 M.T., Orthodox Tea 300 M.T.	129
47	Everest Tea Factory Pvt. Ltd.	2072/73	Bagmati	Sindhupalchok	37	Tea 130 MT	55

SN	Industry Name	Registration Date	Province	District	Total Capital (Rs In Million)	Product & Annual Capacity	Employment
48	Nature Himalaya Tea Industries Pvt. Ltd.	2072/73	Koshi	Jhapa	141	Ctc Tea 215 M.T., Orthodox Tea 855 M.T	60
49	Himalayan Grace Pvt. Ltd.	2072/73	Bagmati	Lalitpur	25	COFFEE BEANS 15 MT & Other Vegetable	25
50	Yu De Coffee Plantatio Company Pvt. Ltd.	2072/73	Bagmati	Kavre	25	Coffee Beans 2 Mt	37
51	Nepal Green High Tech Pvt. Ltd. Branch Unit-1	2072/73	Bagmati	Dhading	10	Coffee Bean 20mt	27
52	Pahadi Coffee Industries Pvt. Ltd.	2072/73	Bagmati	Lalitpur	15	Coffee Processing 100 Mt	15
53	Alpine Coffee Estate Pvt. Ltd.	2072/73	Bagmati	Kathmandu	30	Processed Coffee 10000 Kg	24
54	Classic Terai Tea Industries Pvt. Ltd.	2073/74	Koshi	Jhapa	49	C.T.C. Tea 400000 Kg, Green Tea 15000 Kg, Orthodox Tea 25000 Kg	49
55	Himalayan Tea Industry Pvt. Ltd.	2073/74	Koshi	Jhapa	48	Tea 34 Mt, Coffee 100 Mt	34
56	Nepa Tea Industries P Ltd	2074/75	Koshi	Jhapa	130	Orthodox Tea 600 M.T., Ctc Tea 600 M.T., Green Tea 200 M.T.	85
57	Charge Nepal P Ltd	2075/76	Gandaki	Lamjung	3	Processed Coffee 9 Mt	15
58	Ratna Coffee and Processing Centre P Ltd	2075/76	Gandaki	Kaski	5	Processed Coffee 15 Mt	15
59	Everest Tea Factory Pvt. Ltd. (Branch 1)	2075/76	Bagmati	Kathmandu	1,300	Green Tea 250 Mt, Oolong Tea 250 Mt, Ctc 500 Mt	315
60	Nayabazar Krishi Farm P Ltd	2076/77	Koshi	Ilam	135	Ctc Tea 75 M.T., Orthodox Tea 275 M.T., Coffee 20 M.T.	54
61	Mangalam Tea Estate Pvt. Ltd.	2077/78	Koshi	Jhapa	148	Ctc Tea 1000 Mt	45
62	Agricultural Estate Nepal Pvt. Ltd.	2077/78	Bagmati	Nuwakot	150	Roasted Coffee 30 M.T.	100
63	The Organic Valley Pvt. Ltd.	2077/78	Bagmati	Lalitpur	20	Coffee 10 M.T., Dried Ginger 40 M.T., Turmeric Powder 15 M.T., Buckwheat Powder 35 M.T.,	20
64	Aarubari Krishi Farm P Ltd	2078/79	Gandaki	Gorkha	135	Orthodox Tea 20 Mt., Coffee 20 Mt., Wall Nut 200 Mt.,	54
65	Green Khushi Coffee Pvt.Ltd	2080/81	Gandaki	Kaski	20	Processed Coffee Beans 30 Mt	23
66	Beanalaya Brew	2080/81	Gandaki	Parvat	20	Processed Coffee 30 Mt	25
67	Dexin Manufacturing Nepal Unit- 1	2080/81	Lumbini	Kapilvastu	20	Coffee Production 7500 Kg, Cocoa Chocolate 1250 Kg,	23
68	Alpine Coffee Estate Unit 1	2080/81	Bagmati	Lalitpur	77	Coffee-Roasted Beans 60000 Kg	15

Source : Department of Industry

2.1.2 Field based findings

In Nepal, the main raw material utilized in the tea industry consists of tea leaves obtained from the Camellia sinensis plant. In particular, the young and tender leaves, along with the buds from the upper part of the plant, are favored for conversion into various tea types. These leaves undergo processing to produce different grades of tea, such as orthodox tea, green tea, and CTC tea.

Likewise, in Nepal, the main raw material for the coffee industry consists of Arabica coffee beans. These beans are grown at elevated altitudes, generally ranging from 1,000 to 1,600 meters above sea level, in areas characterized by suitable topography, climate, soil, rainfall, and temperature. Notable varieties include Bourbon, Typica, Caturra, and Catimor, among others.

Among the 68 tea industries in Nepal, 9 were chosen as a sample. Based on the information shared by Nepali tea industrialists, they make use of 100 percent of raw materials sourced locally. They indicated that all the sampled industries procure raw materials directly from the market. Additionally, they have encountered issues related to electricity, labor, market conditions, poor road infrastructure, and bank loans. Some of them mentioned that there may be occasional shortages of raw materials.





The Nepali tea sector encounters numerous challenges, such as difficulties with certification, branding, the identification of new export markets, and a deficiency in modern technology.Moreover, there are concerns regarding labor shortages, elevated costs linked to organic certification, as well as shortages of fertilizers and issues with irrigation.In addition, the industry faces the problem of mislabeling Nepali tea as Darjeeling, which adversely affects brand recognition and marketability.

The coffee industry in Nepal encounters numerous challenges, such as the effects of climate change, outbreaks of pests and diseases, and inadequate branding and marketing strategies.Moreover, farmers contend with low productivity, elevated costs, and restricted market access, which are further complicated by the requirement for organic certification.Additionally, the industry faces issues related to unethical practices, including the sale of imported beans as if they were Nepali coffee, which undermines the reputation and pricing of locally sourced beans.

2.1.2 Profile of Sample Tea Industries

Name of Industry:	Siddha Devi Tea Estate	Date of Establishment: 2078 BS
Address: Province: Koshi, District: Ilam, Municipality: Ilam		
Type of Industry	**Manufacture of food products (Tea)**	
Size of Industry	Medium	
Capital of Industry:	Rs. 7 Crores	
Type of Ownership	Private Limited	
Name of major Products	**Annual Production Capacity**	**Production in 2080/81**
Product 1: Tea	40000 Kg	31000 Kg
Value of annual outputs (2080/81 BS)	Rs 50 Lakh	
Number of employment generated	71	
Electricity Consumption /Cost (2080/81 BS)	Unit: 40678	Rs: 480000
Domestic Raw Material Used	**Quantity (2080/81)**	**Share of Domestic Raw Material to the total raw material used**
Raw Material 1: Green Tea leaves (Camillia Sinensis)	80,000 Kg	100 percent
Cost of Total Raw Material	Rs. 42 Lakh	
Sourcing methodology of raw material used:	Direct purchase from supplier	
Availability of raw Material	Easily Available in Market	
Raw Material Efficiency:	50 percent	
Major Problems faced by industry	Electricity, Labor, Market, Bad roads	
Contact Information	Name: Jamuna Ramdam Phone Number: 9801240969 Email: siddhadevitea2020@gmail.com	

Name of Industry:	**Mist Valley Tea Industry Pvt.Ltd**	**Date of Establishment: 2000 AD**
Address: Province: Koshi, District: ILam, Municipality: Deumai		
Type of Industry	Manufacture of food products(Tea)	
Size of Industry	Small	
Capital of Industry:	Rs. 3 Crore	
Type of Ownership	Private Limited	
Name of major Products	**Annual Production Capacity**	**Production in 2080/81**
Product 1: Black Tea	100000 kg	90000 kg
Product 2: Green Tea	100000 kg	200 kg

Value of annual outputs (2080/81 BS)	Rs 7.54 Crore	
Number of employment generated	30	Skilled: , Semi-skilled: Unskilled: , Clerical:
Electricity Consumption /Cost (2080/81 BS)	Unit: 55000	Rs: 600000
Domestic Raw Material Used	**Quantity (2080/81)**	
Raw Material 1: Tea leaves (Black tea)	460000 Kg	100 percent
Raw Material 2: Tea leaves (Green Tea)	8000 Kg	100 percent
Cost of Total Raw Material	Rs. 3.5 Crore	
Sourcing methodology of raw material used:	Direct purchase from supplier	
Availability of raw Material	Available in Market	
Raw Material Efficiency:	80 percent	
Major Problems faced by industry	Electricity, Water, Labor, Raw Materials, Transportation, Market	
Contact Information	Name: Sahej Limbu Phone Number: 9860303851 Email: tea@mistvalley.com.np	

Name of Industry:	**Mai Tea Private Limited**	**Date of Establishment: 2058 BS**
Address: Province: Koshi, District: Ilam, Municipality: Maipokhari		
Type of Industry	Manufacture of Tea products	
Size of Industry	Small	
Capital of Industry:	Rs. 22179000	
Type of Ownership	Private ltds	
Name of major Products	**Annual Production Capacity**	**Production in 2080/81**
Product 1: Orthodox Black Tea	150000 kg	32500 kg
Value of annual outputs (2080/81 BS)	Rs. 9800000	
Number of employment generated	20	
Electricity Consumption /Cost (2080/81 BS)	Unit: 5000	Rs. 51500
Domestic Raw Material Used	**Quantity (2080/81)**	**Share of Domestic Raw Material to the total raw material used**
Raw Material 1: Green Tea leaves	137800 kg	100 percent
Cost of Total Raw Material	Rs 6800000	
Sourcing methodology of	Direct purchase from	

raw material used:	suppliers	
Availability of raw Material	Available in market but not easily	
Raw Material Efficiency:	90 percent	
Major Problems faced by industry	Raw material, Market, Labour ,Electricity	
Contact Information	Name: Prem Subba, Phone Number: 9801104252 Email:maitea409@gmail.com	

Name of Industry:	**Gorkha Tea Estate Pvt Ltd**	**Date of Establishment: 2007 AD**
Address: Province: Koshi, District: Ilam, Municipality: Suryodaya		
Type of Industry	Manufacture of food products(Tea)	
Size of Industry	Small	
Capital of Industry:	Rs. 17000000	
Type of Ownership	Private Limited	
Name of major Products	**Annual Production Capacity**	**Production in 2080/81**
Product 1: ORGANIC BLACK	80,000 KG	75000 KG
Product 2: TEA (ORTHODOX)	74,900 KG	70000 KG
Value of annual outputs (2080/81 BS)	Rs 4.0 Crore	
Number of employment generated	50	
Electricity Consumption /Cost (2080/81 BS)	Unit: 81500	Rs: 8,00,000.00
Domestic Raw Material Used	**Quantity (2080/81)**	**Share of Domestic Raw Material to the total raw material used**
Raw Material 1: FRESH ORGANIC GREEN LEAF (TEA)	3,35,000 KG	100 percent
Cost of Total Raw Material	Rs. 2.8 Crore	
Sourcing methodology of raw material used:	Direct purchase from supplier	
Availability of raw Material	Available but not easy	
Raw Material Efficiency:	35 percent (Recovery Percentage)	
Major Problems faced by industry	Market, Transportation, Raw Materials, Labor, Water, Electricity	
Contact Information	Name: MR. UDAYA KUMAR CHAPAGAIN Phone Number: 9851078467 Email: gorkhateaestate.270@gmail.com	

Name of Industry:	Suryodaya Organic Chiya Udhyog Pvt. Ltd.	Date of Establishment: 2006 AD
Address: Province :Koshi, District: Ilam, Municipality: Suryodaya		
Type of Industry	Manufacture of food products(Tea)	
Size of Industry	Small	
Capital of Industry:	Rs. 27551452	
Type of Ownership	Private Limited	
Name of major Products	**Annual Production Capacity:**	**Production in 2080/81**
Product 1: Orthodox black Tea	71000 KG	65000 KG
Product 2: Orthodox green tea	5000 KG	5000 KG
Value of annual outputs (2080/81 BS)	Rs 24837058	
Number of employment generated	5	
Electricity Consumption /Cost (2080/81 BS)	Unit: 54518.34	Rs: 575850
Domestic Raw Material Used	**Quantity (2080/81)**	**Share of Domestic Raw Material to the total raw material used**
Raw Material 1: Green Tea leaf	176829 KG	100 percent
Cost of Total Raw Material	Rs 12500000	
Sourcing methodology of raw material used:	Public procurement process	
Availability of raw Material	Easily Available in Market	
Raw Material Efficiency:	90 percent	
Major Problems faced by industry	Market	
Contact Information	Name: Milan Kumar khadka Phone Number: 9806090195 Email: suryodayatea@gmail.com	

Name of Industry:	Kanyam chiya utpadak Sahakari Sanstha Ltd.	Date of Establishment:2063BS
Address: Province: Koshi, District: Ilam, Municipality: Suryodaya		
Type of Industry	Manufacture of soft drinks	
Size of Industry	Small	
Capital of Industry:	Rs. 3 crore	
Type of Ownership	Cooperative	
Name of major Products	**Annual Production Capacity**	**Production in 2080/81**

Product 1: Orthodox Black tea	125000 Kg	123000 Kg
Product 2: Orthodox green tea	5000 KG	3000 KG
Value of annual outputs (2080/81 BS)	Rs. 35380572	
Number of employment generated	7	
Electricity Consumption /Cost (2080/81 BS)	Unit:133000	Rs:815000
Domestic Raw Material Used	**Quantity (2080/81)**	**Share of Domestic Raw Material to the total raw material used**
Raw Material 1:Green leaves	545724 Kg	100%
Cost of Total Raw Material	Rs. 2.5 Crore	
Sourcing methodology of raw material used:	Direct purchase from supplier	
Availability of raw Material	Easily Available in Market	
Raw Material Efficiency:	80 percent	
Major Problems faced by industry	Water, Labor, Market, Bank Loan	
Contact Information	Name: Surya Bahadur Khadka Phone Number: 9842636351 Email: kanyamteacooperative135@gmail.com	

Name of Industry:	**Green Valley Tea Pvt. Ltd.**	**Date of Establishment: 2075BS**
Address: Province: Koshi, District: Ilam, Municipality: Ilam		
Type of Industry	Manufacture of Tea	
Size of Industry	Small	
Capital of Industry:	Rs. 3 Crore	
Type of Ownership	Private Limited	
Name of major Products	**Annual Production Capacity:**	Production in 2080/81:
Product 1: Orthodox Tea	150000 Kg	110590 Kg
Product 2: Green Tea	10000 Kg	3198 Kg
Product 3: White Tea	3000 Kg	410 Kg
Value of annual outputs (2080/81 BS)	Rs 55330287	
Number of employment generated	40	
Electricity Consumption /Cost (2080/81 BS)	Unit:	Rs:
Domestic Raw Material Used	**Quantity (2080/81)**	**Share of Domestic Raw Material to the total raw material used**

Raw Material 1:Green Leaves	524122 Kg	100%
Cost of Total Raw Material	Rs. 3.4 Crore	
Sourcing methodology of raw material used:	Direct purchase from supplier	
Availability of raw Material	Available But not Easy	
Raw Material Efficiency:	75 %	
Major Problems faced by industry	Electricity, Labor, Raw Material, Transportation, Market, Bank Loan	
Contact Information	Name: Laxmi Karna, Phone Number: 9852671763 Email: greenvalley2075@gmail.com	

Name of Industry:	**Green Ilam Tea Industries Pvt. Ltd.**	**Date of Establishment: 2075BS**
Address: Province: Koshi, District: Ilam, Municipality: Ilam		
Type of Industry	Manufacture of food prducts	
Size of Industry	Small	
Capital of Industry:	Rs. 3 Cr	
Type of Ownership	Private Limited	
Name of major Products	**Annual Production Capacity**	**Production in 2080/81**
Product 1: Orthodox Tea	150000 Kg	124526 Kg
Product 2:		
Value of annual outputs (2080/81 BS)	Rs 30 Crore	
Number of employment generated	40	
Electricity Consumption /Cost (2080/81 BS)	Unit: 8000	Rs: 80000
Domestic Raw Material Used	**Quantity (2080/81)**	**Share of Domestic Raw Material to the total raw material used**
Raw Material 1:Green Leaves	586003 Kg	100%
Cost of Total Raw Material	Rs. 18.7 Crore	
Sourcing methodology of raw material used:	Direct purchase from supplier	
Availability of raw Material	Available But not Easy	
Raw Material Efficiency:	80 %	
Major Problems faced by industry	Electricity, Labor, Raw Material, Transportation, Market, Bank Loan	
Contact Information	Name: Laxmi Karna Phone Number: 9852671763 Email: greenvalley2075@gmail.com	

Name of Industry:	Sirise Chiya Udhyog	Date of Establishment:2077
Address: Province: Koshi, District: Ilam, Municipality: Maijogmai		
Type of Industry	Manufacture of food products (Tea)	
Size of Industry	Small	
Capital of Industry:	Rs. 1 Crore	
Type of Ownership	Partnership	
Name of major Products	**Annual Production Capacity**	**Production in 2080/81**
Product 1: Orthodox Tea	100000 Kg	27703 Kg
Value of annual outputs (2080/81 BS)	Rs 13653361	
Number of employment generated	10	
Electricity Consumption /Cost (2080/81 BS)	Unit: 4500	Rs: 50000
Domestic Raw Material Used	**Quantity (2080/81)**	**Share of Domestic Raw Material to the total raw material used**
Raw Material 1:Green leaves	137198 Kg	100%
Cost of Total Raw Material	Rs. 62 lakh	
Sourcing methodology of raw material used:	Direct purchase from supplier	
Availability of raw Material	Available but not easy	
Raw Material Efficiency:	70 %	
Major Problems faced by industry	Electricity, Labor, Raw Materials, Transportation, Bank Loan, Market	
Contact Information	Name:Pandab Prasad Timisina Phone Number: 9852622622 Email: sirisechiya.np@gmail.com	

2.2 Cement Industries

2.2.1 Background

In 1972, Nepal established its inaugural cement manufacturing industry, Himal Cement Industry Ltd., which has an annual production capacity of 120,000 MT. This venture was a collaboration between West Germany and the Nepal Industrial Development Corporation, and it was set up in Chobar, Kathmandu.In 1976, Hetuada Cement Industry Ltd. was founded in the Makwanpur district as a significant public enterprise. In 1978, the government, in partnership with the Japan International Cooperation Agency (JICA), carried out a feasibility study and advised the establishment of a cement industry in the Udayapur district of Nepal. In 1987, Udayapur Cement Industry Ltd. was established at Jaljale in Udayapur district.The Industrial Enterprises Act of 1992, together with the Foreign Investment and Technology Transfer Act of 1992 (FITTA), which was amended in January 1996, allowed for manufacturing investments with complete foreign ownership in various industries. The manufacturing sector saw an influx of private investment due to favorable government policies, leading to the approval of Butwal Cement Mills Pvt. Ltd., National Cement Pvt. Ltd., and two other industries for establishment during the eighth five-year plan (1992-93 to 1996-97).

2.2.2 Expansion of Cement Industries

Nepal's cement sector is witnessing considerable expansion, characterized by a notable quantity of registered and functioning cement plants, which encompass both integrated and clinker-based milling operations. The nation has progressed towards achieving self-sufficiency in cement manufacturing, boasting a production capacity that surpasses local demand. Nevertheless, in spite of this capacity, the actual output remains inadequate, requiring certain imports to fulfill the overall requirement.

According to the data available in DOI, there are a total of 127 cement industries in Nepal. Of them, 80 were large scale, 46 were medium scale, one small scale industry..

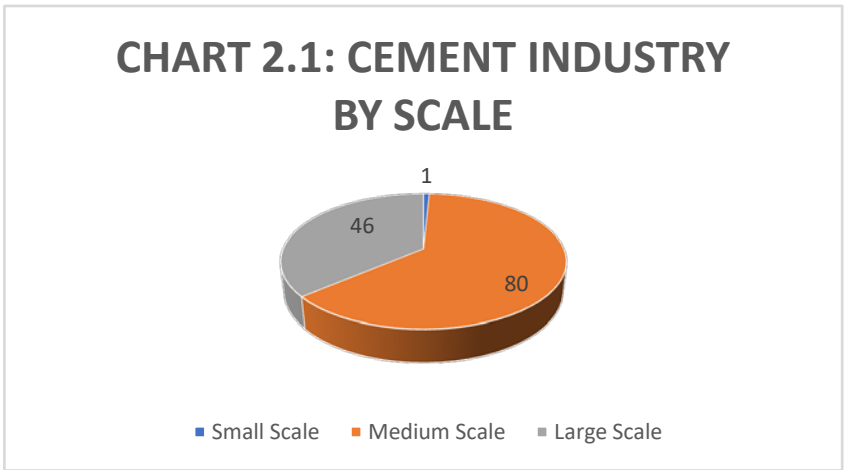

The cement industry is primarily located in the Lumbini province, which hosts 52 industries. This is followed by Madhesh with 25 industries, Koshi with 21, Bagmati with 16, Gandaki with 9, Karnali with 3, and a single industry in Sudurpaschim Province.

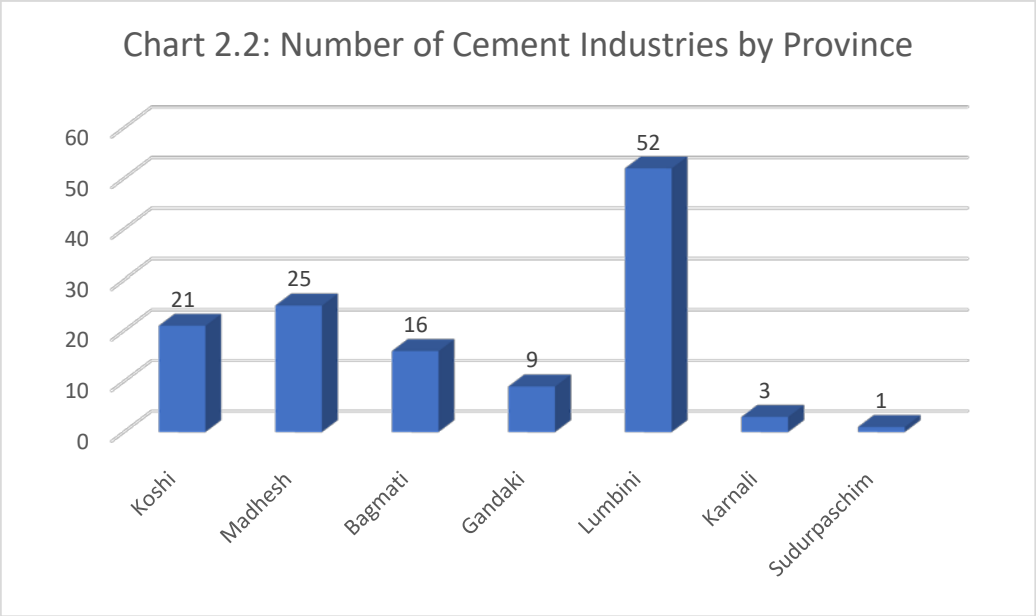

2.2.3 Raw Material Used in Cement Industries

In Nepal, the cement sector is significantly dependent on local raw materials, chiefly limestone and clay/shale, which are crucial for the manufacturing of cement. Furthermore, smaller amounts of additional materials such as silica, iron ore, and bauxite may be incorporated to enhance the chemical composition and strength of the cement.



Limestone: Nepal is home to significant limestone reserves, estimated at 1.39 billion tons, with a considerable amount verified as usable. Limestone serves as the main source of calcium carbonate, which is an essential component in cement.

Clay/Shale: Clay and shale are abundantly found in Nepal and play a vital role in the cement production process.

Silica, Iron Ore, and Bauxite: These materials serve as additional components to improve the properties of cement.

Gypsum: Although some gypsum may be imported, Nepal also has its own domestic gypsum reserves. Gypsum is important for controlling the setting time of cement, ensuring adequate workability during construction.

Coal: Coal is utilized as fuel for the kilns in cement manufacturing, and several cement plants also employ coal for the co-generation of electricity.

2.2.4 List of Cement Industries

In 1972, Himal Cement was founded as Nepal's inaugural cement industry. However, it struggled to keep up with the establishment of similar industries. By 1990, only three cement industries had been established. In 1996, Butwal Cement Industry was founded, and by 2003 AD, nearly 20 cement industries had been established. From 2003 to the present, more than 100 cement industries have been established in Nepal.

Table 2.2 Cement Industries Registered before 2003 AD

SN	Name of Industry	Date of Establishment	District	Province
1	Himal Cement Industry	1972	Kathmandu	Bagmati
2	Hetauda Cement Industry	1976	Makwanpur	Bagmati
3	Udayapur Cement Industry	1987	Udaypur	Koshi
4	Butwal Cement Industry	1996	Nawalparasi	Gandaki
5	Lumbini Cement Industry	1996	Rupandehi	Lumbini
6	National Cement	1996	Morang	Koshi
7	Surya Cement Industry	1996	Sunsari	Koshi
8	Balaji Cement Industry	1997	Dhading	Bagmati
9	Kanak Cement Industry	1999	Makwanpur	Bagmati
10	Mittal Cement Industry	1999	Jhapa	Koshi
11	Cosmos Cement Industry	2000	Dhanusha	Madhesh
12	Buddha Cement Industry	2000	Kapilbastu	Lumbini
13	Pashupati Cement Industry	2000	Kapilbastu	Lumbini
14	Laxmi Cement Industry	2000	Banke	Lumbini

15	Vijaya Cement Industry	2001	Kapilbastu	Lumbini
16	Chitwan Cement Industry	2001	Nawalparasi	Gandaki
17	Jagadamba Cement Industry	2001	Rupandehi	Lumbini
18	Narayani Cement Industry	2001	Bara	Madhesh
19	Manakamana Cement Industry	2001	Siraha	Madhesh
20	Buddha Cement Industry	2001	Rupandehi	Lumbini
21	Krishna Cement Industry	2002	Bara	Madhesh
22	Brija Cement Industry	2002	Rupandehi	Lumbini
23	Bishwakarma Cement Industry	2002	Bara	Madhesh
24	Suprim Cement Industry	2003	Rupandehi	Lumbini

Table 2.3 Cement Industries' information about production capacity and employment generation

SN	Industry Name	Province	District	Establishment Date	Total Capital	Annual Production Capacity	Employment	Contact/ KVA
1	National Cement Pvt.Ltd	Koshi	Morang	2053	70	CEMENT PRODUCTION 60000 MT	76	
2	Mittal Cement Industry. Pvt. Ltd.	Koshi	Jhapa	2/7/2056	83	CEMENT CLINKER BASED PORTLAND 30000 MT	62	
3	Nigale Cements Pvt.Ltd	Koshi	Dhankuta	10/29/2064	700	Clinker Based Cements 90000 Mt Ordinary Portland Cement 6230	266	Suresh Chandra Tayal
4	Manasha Cement Industries Pvt.Ltd	Koshi	Jhapa	7/18/2066	113.86	Opc Cement 15000 Mt, Psc Cement 15000mt	80	Nitesh Kumar Agrawal
5	Routa Udayapur Cement Udyog Pvt.Ltd	Koshi	Udaypur	12/24/2067	2000	Portland Cement 383.040 Mt	300	Mahesh Regmi
6	Kanchanjanga Cement Udyog Pvt.Ltd	Koshi	Jhapa	4/19/2068	90.6	Ordinary Portland Cement 20900 Mt	15	Min Prakash Mainali
7	Mega Cement Industries Pvt. Ltd.	Koshi	Jhapa	11/11/2071	500	OPC 20000 MT, PPC 60000 MT, PORTLAND SLAG CEMENT 10000 MT,	60	Rajesh Kumar Agrawal
8	Sunrise Cement Pvt. Ltd.	Koshi	Jhapa	11/14/2072	450	PPC 30000 M.T., PORTLAND SLAG CEMENT (PSC) 90000 M.T., OPC 30000 M.T.	60	Om Prakash Agrawal
9	Sahara Cement P Ltd	Koshi	Jhapa	2075/76	591	OPC 150000 MT, PPC 100000 MT, PSC 50000 MT	78	
10	Janaki Cement Industries Pvt. Ltd.	Koshi	Sunsari	10/19/2074	425.4	PPC 60000 M.T., PSC 60000 M.T., OPC 60000 M.T.	60	
11	Paras Industries P Ltd	Koshi	Morang	2075/76	1511	OPC 420000 MT, PPC 240000 MT, PSC 237000 MT	196	

SN	Industry Name	Province	District	Establishment Date	Total Capital	Annual Production Capacity	Employment	Contact/ KVA
12	Surya Cement Pvt.Ltd	Koshi	Sunsari	6/9/2053	90	CEMENT PRODUCTION 120000 MT	121	
13	Koshi Cement Udhyog Pvt. Ltd.	Koshi	Sunsari	5/14/2062	78.11	General Portland Cement 10500 Mt, Pajolana 12000	69	Dr. Purushottam Adhikari
14	Sourya Cements Limited	Koshi	Udaypur	11/15/2064	1989	Ordinary Portland Cement 346500 Mt Industrial Lime 45000Mt	265	
15	Morang Cement Industries Pvt.Ltd	Koshi	Morang	12/6/2066	486.7	Ordinary Portland Cement -22000 Mt, Psc-55000mt, Opc- 55000	100	Purushottam Sanghai
16	Morang Cement Industry Pvt. Ltd.	Koshi	Morang	2074-02-31	1523	OPC 300000 M.T., (PPC, 150000 M.T., PSC 150000 M.T.	220	Purusottam Sanghai
17	Adhunik Cement Pvt. Ltd.	Koshi	Morang	5/1/2074	1560.7	OPC 262000 M.T., PPC 218000 M.T., PSC 174000 M.T.	610	
18	A Plus Cement Pvt. Ltd.	Koshi	Jhapa	4/20/2075	408	PPC 60000MT, OPC 60000 MT, PSC 60000 MT	60	
19	Kabeli Cement Industries Pvt. Ltd.	Koshi	Jhapa	9/2/2075	500	OPC 150000 MT, PPC 100000 MT, PSC 50000 MT	76	
20	Shyam Mineral Industries Pvt. Ltd.	Koshi	Jhapa	2062/63	50	Op Cement, 60000 Mt	82	Bhakti Pd. Sitaula
21	Sourya Mines and Minerals	Madhesh	Siraha	2074/75	13600	OPC 330000 M.T., PPC 330000 M.T., PSC 330000 M.T.	436	
22	Ambe Cement Pvt.Ltd	Madhesh	Parsa	4/15/2061	108.6	Portland Cement Clinker Based 90000 M.T.	58	
23	Shree Cement Industry Pvt. Ltd.	Madhesh	Parsa	9/5/2061	250	OPC 18000 MT, PPC 72000 MT	84	
24	Maruti Cements Ltd.	Madhesh	Siraha	9/10/2062	970	Clinker 327750 MT, PPC 207000 MT, PSC 138000 MT	226	Sarad Goyal
25	Maruti Cements Branch Industry 1	Madhesh	Siraha	2075/76	2579	OPC 660000 MT, Clinker for sale 13200 MT	587	
26	Shuva Shree Jagadamba Cement Mills	Madhesh	Parsa	6/24/2064	99.98	OPC, PPC 120000 MT	84	Bishnu Prasad Neupane
27	Shubha Shree Jagdamba Cement Mills Branch Unit -1	Madhesh	Parsa	2070/71	47.5	Cement Addative 12000 MT	37	
28	Rmc Cement Pvt.Ltd	Madhesh	Bara	11/5/2066	500	OPC 94500 Mt, PSC 34800 MT	249	Rajesh Kumar Agrawal
29	International Cement Pvt.Ltd	Madhesh	Parsa	11/12/2067	150	OPC -20000 MT, PPC 11000 MT	97	Sandeep Kumar Agrawal
30	Eastern Cosmos Cement Pvt.Ltd	Madhesh	Morang	1/27/2068	300	Cement 90000 Mt	102	Prabal Jung Pandey
31	Reliance Supertech Cement P. Ltd.	Madhesh	Bara	11/28/2070	500	PSC 125000 MT, OPC 25000 MT	60	
32	Annapurna Cement Company Pvt. Ltd.	Madhesh	Morang	12/30/2073	3705	PPC 60000 M.T., PSC 7500 M.T., OPC 22500 M.T.	130	Saket Murarka

SN	Industry Name	Province	District	Establishment Date	Total Capital	Annual Production Capacity	Employment	Contact/ KVA
33	Nepal Ultra Tech Cements Pvt. Ltd.	Madhesh	Morang	8/8/2072	743	PPC 60000 M.T., PSC 180000 M.T., OPC 60000 M.T.	95	Manoj Kumar
34	Unitake Cement Pvt.Ltd	Madhesh	Bara	8/4/2066	508	Clinker Based Cement - 132000 Mt	225	Rishi Agrawal
35	Baba Cement Pvt.Ltd	Madhesh	Parsa	9/26/2067	150	OPC 20000 MT, PSC 1000 MT	130	Binod Kumar Khandelwal
36	Chatan Cement Industry Pvt.Ltd	Madhesh	Bara	1/30/2068	100	OPC 30000 Mt	90	Rabindra Bahadur Singh
37	Nava Durga Group of Industries	Madhesh	Saptari	2070/71	96.9	OPC 15000 MT, PPC 15000 MT	60	
38	Maruti Cements Ltd Unit 1	Madhesh	Siraha	5/14/2069	828.8	Clinker 327750 MT, PPC 207000 MT, PSC 138000 MT	226	
39	Shubha Shree Jagdamba Cement Mills Branch Unit - 1	Madhesh	Parsa	2071-03-32	475	Additive 12000 MT	37	Bishnu P Neupane
40	Dhanusha Cement Industries Pvt. Ltd.	Madhesh	Dhanusha	3/11/2075	780	OPC 150000 M.T., PPC 150000 M.T., PSC 150000 M.T.	105	
41	Maruti Cements Limited Branch Unit 1	Madhesh	Siraha	8/23/2075				
42	Shivam Cement Pvt.Ltd	Madhesh	Bara	2063/63	115	Cement 155000 M.T.	185	Sandeep Kumar Sarada
43	Shivam Cement Pvt.Ltd	Bagmati	Makawanpur	5/9/2061	115	Cement 155000 M.T.	185	
44	Om Cement Pvt. Ltd.	Bagmati	Chitwan	4/30/2062	94.78	OPC Cement, 39600 Mt	84	Pawan Kumar Mittal
45	Kp Cement Industries Pvt. Ltd.	Bagmati	Dhading	10/19/2062	149.86	Opc Cement 43000 Mt	308	Keshab Pd. Upreti
46	United Cements Pvt.Ltd	Bagmati	Dhading	8/4/2064	1980	Clinker Cements - 242550 Mt, PPC 123750 Mt	266	Mr Kisan Lal Dugad
47	Araniko Anbukhaireni Cement Industries Pvt. Ltd.	Bagmati	Dhading	7/1/2072	1512	OPC 60000 M.T., PPC 60000 M.T., PSC 60000 M.T., PLC 120000 M.T.	308	
48	Mangala Cement Udhyog Pvt. Ltd.	Bagmati	Dhading	5/1/2073	430	OPC 60000 M.T., PPC 80000 M.T., PSC 20000 M.T.	129	Shiva Shankar Mishra
49	Riddhi Sidhhi Cement Pvt. Ltd.	Bagmati	Makwanpur	11/20/2071	4800	OPC 196350 MT, PPC 99000 MT, PSC 97350 MT	250	
50	Balaji Cement Udyog	Bagmati	Dhading	2/22/2054	113	CEMENT, PORTLAND AND SLAG CEMENT 30000 MT	79	
51	Kanak Cement Pvt. Ltd.	Bagmati	Makwanpur	1/5/2056	92	CEMENT 120000 MT.	99	
52	Sagarmatha Cements Pvt.Ltd	Bagmati	Makwanpur	2/17/2064	1000	ORDINARY CEMENT 163721 MT, CLINKER CLINKERISATION 6825 MT	286	Surendra Kumar Goyal
53	Gurans Cement Pvt. Ltd.	Bagmati	Makwanpur	4/19/2072	226	CRUSHED LIMESTONE 108000 M.T.	95	Manoj K Kedia

SN	Industry Name	Province	District	Establishment Date	Total Capital	Annual Production Capacity	Employment	Contact/ KVA
54	Bajra Cement Pvt. Ltd.	Bagmati	Chitwan	1/11/2074	486	OPC 60000 M.T., PPC 80000 M.T., PSC 40000 M.T.	129	Shiva Shankar Mishra
55	Huaxin Cement Narayani Pvt. Ltd.	Bagmati	Dhading	8/29/2074	14826	OPC 560000 M.T., PPC 240000 M.T., PSC 400000 M.T., CLINKER 1095000 M.T.	314	
56	Garud Cement Industries Pvt. Ltd.	Bagmati	Kathmandu	10/20/2075	4892	OPC 623700 MT, PSC 267300 MT	378	
57	C.G.Cement Industry Pvt.Ltd	Gandaki	Nawalparasi	2/5/2068	800	OPC 48000mt, PSC 19200	126	Nirvan Kumar Choudhary
58	Hongshi Shivam Cement Pvt. Ltd.	Gandaki	Nawalparasi	8/28/2072	37355.5	OPC 920000 TONNES, PPC 1380000 TONNES	600	
59	Delta Cement Pvt.Ltd	Gandaki	Nawalparasi	12/18/2065	250	Clinker 99000 Mt, Opc 62370mt, Psc 22968 Mt,Ppc2296 8 Mt	120	Bonod K Shrestha
60	Nepal Jagadamba Cement Industries Pvt. Ltd	Gandaki	Nawalparasi	8/12/2074	2250	OPC 165000 M.T., PPC 297000 M.T., PSC 33000 M.T.	200	
61	Siddhi Laxmi Cement Pvt. Ltd.	Gandaki	Nawalparasi	11/9/2074	820	OPC 120000 M.T., PPC 120000 M.T., PSC 120000 M.T.	100	
62	Pancharatna Cement Industries	Gandaki	Tanahun	2062/63	40	Cement 15000 MT		
63	Atharva Cement Pvt. Ltd.	Gandaki	Syangja	5/28/2075	1500	OPC 150000 MT, PPC 159000 MC. Clicker 88900 MT	250	
64	Vijaya Cement Pvt. Ltd.	Lumbini	Kapilbastu	10/3/2057	975	OPC 120000 MT, PPC 160000 MC. Clicker 88900 MT	190	Vikash Kedia
65	Siddhartha Cement Udyog	Lumbini	Rupandehi	11/1/2060	1175	OPC 150000 MT, PPC 140000 MC. Clicker 88900 MT	210	
66	Ghorahi Cement Industries	Lumbini	Dang	5/5/2065	1250	Clinkar 363000mt	112	Purushotam Lal Sanghai
67	ARANIKO ANBUKHAIRENI CEMENT INDUSTRIES PVT. LTD.	Lumbini	Dang	2072/73	1512	OPC 60000 M.T., PPC60000 M.T., PSC 60000 M.T., PLC 120000 M.T.	308	
68	Ghorahi Cement Industry P Litd (Industry 1)	Lumbini	Dang	2074/75	8642.6	CLINKER 940350 M.T., OPC 210000 M.T., PSC 90000 M.T., PPC 120000 M.T.	301	
69	Ghorahi Cement Industries (Cement Packaging)	Lumbini	Dang	2078/79	210.4	CEMENT 120000 MT	48	1000 KVA
70	Ghorahi Cement Industries Pvt. Ltd. Branch 1	Lumbini	Dang	5/9/2074	8946	OPC 54000 M.T., PPC 36000 M.T., CLINKER 880500 M.T.	251	Purusottam Sanghai
71	Ghorahi Cement Industry Limited	Lumbini	Banke	2078/79	210.4	CEMENT 120000 MT.	48	1000 KVA

SN	Industry Name	Province	District	Establishment Date	Total Capital	Annual Production Capacity	Employment	Contact/ KVA
72	Ghorahi Cement Industries (Cement Packaging)	Lumbini	Nawalparasi	2078/79	303.6	OPC CEMENT PACKEGING 165000 MT., PPC CEMENT PACKEGING 165000 MT.	48	1500 KVA
73	Rolpa Cement	Lumbini	Rolpa	6/13/2065	999	Clinker 189000ton, Captive Use 59850mt, Sale 129150mt, Opc	4000	Deepak Bahadur Singh
74	Sonapur Cements Pvt.Ltd	Lumbini	Dang	10/6/2065	1980	Clinker Cement 115500mt Opc 27720 Mt, Ppc 79200 Mt,Psc - 4550	300	Nipesh Tayal
75	Bishal Cement Industry Pvt.Ltd	Lumbini	Rupandehi	3/20/2067	350	Ordinary Portland Cement Opc 24000 Mt, Portland Pozzolana Ct	79	Chandra Prasad Khatiwada
76	Ganapati Cement Ind= Pvt.Ltd	Lumbini	Kapilbastu	9/20/2067	100	Opc Cement - 20000mt,Ppc - 10000mt	85	Sushil Kumar Agrawal
77	Sarbottam Cement Pvt.Ltd	Lumbini	Rupandehi	8/28/2068	4000	Clinker 241800mt, Op Cemet 90000mt	238	Bishnu Prasad Naupane
78	Jaya Bageshwori Cement Pvt. Ltd.	Lumbini	Banke	7/20/2069	300	Ordinary Portland Cement (Opc) 90000 MT	161	Parameshwor Lal Agrawal
79	Mahashakti Cement Pvt. Ltd.	Lumbini	Kapilbastu	5/11/2070	250	OPC 15000 MT,PPC 105000 MT	65	
80	Arghakhachi Cement Pvt. Ltd. Unit -2	Lumbini	Kapilbastu	9/16/2072	1900	OPC CEMENT 100000 MT, PPC CEMENT 90000 MT, PSC CEMENT 90000 MT, CLINKER 50000 MT		
81	Bhugarbha Cement Udhyog Pvt. Ltd.	Lumbini	Kapilvastu	1/12/2074	1157	ORDINARY PORTLAND CEMENT (OPC) 60000 M.T., PORTLAND POZZOLANA CEMENT (PPC) 150000 M.T.	265	Pashupati Murarka
82	Shuva Laxmi Cement Udhyog Pvt. Ltd.	Lumbini	Kapilbastu	7/1/2072	78.7	OPC 150000 M.T., PPC 150000 M.T.	71	Pitambar Gaire
83	Maiher Cement Pvt.Ltd (Goenka Cement)	Lumbini	Rupandehi	2066/67	199	Ordinary Portland Cement Opc40000mt, Ppc 100000mt, Psc 40000	47	Mr Amrit Kumar Goyanka
84	Kailash Cement Pvt. Ltd.	Lumbini	Rupandehi	10/8/2061	69.8	Cement 45000 Mt	47	
85	Jay Bageshwori Cement Industry	Lumbini	Banke	8/18/2063	100	Cement15000 Mt	117	Parameshwor Lal Agrawal
86	Jayakali Cement Udyog Pvt.Ltd	Lumbini	Rupandehi	2/10/2064	100	OPC & PPC 12000 MT	97	Govindaram Sariya
87	Ganesh Cement Udyog	Lumbini	Rupandehi	3/20/2067	350	Ordinary Portland Cement Opc 90000 Mt	174	Umesh Kumar Sinthi
88	C.G.Cement Industry Palpa Pvt.Ltd	Lumbini	Palpa	4/30/2068	1200	Ordinary Portland Cement -69000mt	226	Nirvan Kumar Choudhary
89	Kapilbastu Cement Udyog Pvt.Ltd	Lumbini	Kapilbastu	6/26/2068	985	Ordinary Portland Cement 108000mt, Ppc 180000mt	111	Purushotam Lal Sanghai

SN	Industry Name	Province	District	Establishment Date	Total Capital	Annual Production Capacity	Employment	Contact/ KVA
90	Kapilbastu Cement Udyog Pvt.Ltd	Lumbini	Kapilbastu	2074/75	2180.7	OPC 250000 M.T., PPC 250000 M.T., PSC 100000 M.T.	220	
91	Palpa Cement Industries Pvt.Ltd	Lumbini	Nawalparasi	8/29/2068	3000	Linker Production 327750, Op Cement200000mt, Ppc70000mt, Psc	226	Shrawan Kumar Agrawal
92	Shreeram Cement Pvt. Ltd.	Lumbini	Rupandehi	5/14/2069	250	OPC 18000 MT, PPC 72000 MT	100	Mahesh Kandu
93	Shuvashree Agni Cement Uddyog Pvt. Ltd.	Lumbini	Arghakhachi	3/31/2071	4500	CLINKER 279510 M.T., OPC 33000 M.T., PPC 33000 M.T., PSC 33000 M.T.	190	
94	Balaji Cement Industries Pvt. Ltd.	Lumbini	Kapilbastu	10/13/2073	544	OPC 146000 M.T., PPC 200000 M.T., PSC 50000 M.T.	120	Rahul K Agrawal
95	Shikhar Cement Udhyog Pvt. Ltd.	Lumbini	Kapilbastu	11/24/2073	650	PPC 120000 M.T., PSC 120000 M.T., OPC 120000 M.T.	60	Amit Agrawal
96	Atal Cement Pvt. Ltd.	Lumbini	Kapilbastu	1/3/2074	597.9	PPC 250 Tonnes/Day, Opc 250 Tonnes/Day, Psc 250 Tonnes/Day	87	
97	Kapilvastu Cement Udyog Pvt. Ltd.	Lumbini	Kapilbastu	5/28/2074	2180	OPC 250000 M.T., PPC 250000 M.T., PSC 100000 M.T.	220	
98	Tianyi Cement Industries	Lumbini	Nawalparasi	7/26/2074	1900	OPC 107142 MT, PPC 86301 MT, PSC 60000 MT	277	
98	Arun Cement Industries Pvt. Ltd.	Lumbini	Dang	11/13/2074	1900	OPC 378500 M.T., PPC 378500 M.T., PSC 100000 M.T., PLC 100000 M.T.	156	
100	Gaurishankar Cement P Ltd	Lumbini	Kapilbastu	2078/79	5905.5	Cement Clinker 726000 MT	340	20000 KVA
101	I.M.S. Cement Pvt. Ltd.	Lumbini	Kapilbastu	11/28/2074	680	OPC 180000 M.T.	55	
102	Krishna Raj Cement Industries Pvt. Ltd.	Lumbini	Kapilbastu	1/11/2075	485	OPC 30000 M.T., PPC 30000 M.T.	90	
103	B.S. Cement Industries Pvt. Ltd.	Lumbini	Palpa	6/2/2075	172	Limestone 324000 MT	29	
104	Synergy Cement Pvt. Ltd.	Lumbini	Kapilbastu	8/10/2075	9786	Clinker 838200 MT, OPC 330000 MT, PPC 330000 MT. PSC 330000 MT	399	
105	Brij Additive	Lumbini	Rupandehi	2079/80	151	Low Pc Admixture 7200 Mt., Mid Pc Admixture 3000 Mt., High Pc Admixture 1800 Mt., Grout Admixture 3000 Mt., Cement Grout 3000 Mt., Tile Admixture 3000 Mt., Waterproof Admixture 3000 Mt.	42	200 KVA
106	Makalu Cement Industries	Lumbini	Arghakhachi	2080/81	705	PPC 60000 MT, OPC 105000 MT, PSC 60000 MT	218	
107	Makalu Cement Industries	Lumbini	Arghakhachi	2080/81	176.8	Limestone 420000 MT	48	

SN	Industry Name	Province	District	Establishment Date	Total Capital	Annual Production Capacity	Employment	Contact/ KVA
108	Dang Cement Industries Pvt. Ltd	Karnali	Salyan	12/15/2061	6200	Cement 997920 Mt., Clinker 237600 Mt, Lime Stone	273	Surya Bd. K.C.
109	Muktishree Cement Industries Pvt. Ltd.	Karnali	Surkhet	12/7/2069	2000	Opc-336000 MT	332	
110	Surya Tara Cement Industry	Karnali	Surkhet	2078/79	14275	Opc 574200 Mt., Ppc 287100 Mt., Portland Slag Cement (Psc) 95700 Mt., Clinker 28504 Mt.	600	22000 KVA
111	Sangrila Cement	Sudurpaschim	Kailali	5/3/2065	140	Ordinary Portland Cement 40000 mt, Pozzoulana 35000 mt	47	Shyam Sundar Agrawal
112	Aarungkhola Multipurpose Industry Pvt. Ltd	Lumbini	Rupandehi	2079/80	440	Fibre Cement Board 22500 Nos.	118	1500 KVA
113	Dynasty Industry Nepal P Ltd	Lumbini	Rupandehi	2065/66	1100	Op Cement 367500 Mt Clinker 350000 Mt	73	Mr Pashupati Murar

2.2.5 Findings of Field Survey

Data from three cement industries were gathered for this study. The information concerning domestic raw materials employed by the cement industries was determined to be homogeneous. The primary raw materials utilized in the cement industries are sourced from Nepal.

Raw materials are acquired through quotations by the cement industries, and the challenges encountered by these industries include inconsistent electricity supply, inadequate transportation infrastructure, issues with raw materials, and market conditions.

The cement industry in Nepal encounters numerous challenges, such as elevated energy consumption, dependence on coal, environmental issues, and problems with capacity utilization. These elements affect production expenses, environmental sustainability, and the overall well-being of the industry.

2.2.6 Profile of Sample Cement Industry

Name of Industry:	Shivam Cements ltd.	Date of Establishment: 2003 AD
Address: Province: Bagmati, District: Makawapur, Municipality: Hetauda		
Type of Industry	Manufacture of cement	
Size of Industry	Large	
Capital of Industry:	700 Crore	
Type of Ownership	Public Ltd.	
Name of major Products	**Annual Production Capacity**	**Production in 2080/81**
Product 1: Cement (OPC 53 grade)	3000 Tons per day	751700 MT

Product 2: Cement (OPC 43 grade)		
Product 3: Clinker	1900 Tons perday	521353 MT
Value of annual outputs (2080/81 BS)	Rs. 770 Crore	
Number of employment generated	320	Skilled: , Semi-skilled: Unskilled: Clerical:
Electricity Consumption /Cost (2080/81 BS)	Unit:	Rs.
Domestic Raw Material Used	**Quantity (2080/81)**	**Share of Domestic Raw Material to the total raw material used**
Raw Material 1: Limestone	610000MT	100 percent
Raw Material 2: Clay	150000MT	100 percent
Sourcing methodology of raw material used:	Through Quotation	
Availability of raw Material	Available in the matket but not easy	
Raw Material Efficiency:	70 percent	
Major Problems faced by industry	Raw material, Market,Electricity,Transportation	
Contact Information	Name: Lekhanath Aryal Phone Number: 015706804 Email: info@shivamcement.com	

Name of Industry:	**Shaurya Cement Industries Ltd.**	**Date of Establishment:**
Address: Province: Madhesh, District: Siraha, Municipality: Mirchayaha		
Type of Industry	Manufacture of Cement	
Size of Industry	Large	
Capital of Industry:	Rs. 700 Crore	
Type of Ownership	Public ltd.	
Name of major Products	**Annual Production Capacity**	**Production in 2080/81**
Product 1: OPC cement	630000 MT	600000 MT
Product 2: PPC cement	315000 MT	290000 MT
Product 3: PSC cement	150000 MT	120000 MT
Value of annual outputs (2080/81 BS)	Rs.	
Number of employment generated	275	Skilled: , Semi-skilled: Unskilled: Clerical:
Electricity Consumption /Cost (2080/81 BS)	Unit:	Rs.
Domestic Raw Material Used	**Quantity (2080/81)**	**Share of Domestic Raw Material to the total raw material used**

Raw Material 1: Limestone		100 percent
Raw Material 2: Clay		100 percent
Sourcing methodology of raw material used:	Through Quotation	
Availability of raw Material	Available in the matket but not easy	
Raw Material Efficiency:	70 percent	
Major Problems faced by industry	Raw material, Market , Transportation, Electricity	
Contact Information	Phone Number: 014441235 Email: info@shauryacements.com	

Name of Industry:	**Udayapur Cement Industry Ltd.**	**Date of Establishment: 2024 B.S**
Address: Province: Koshi, District: Udayapur, Municipality: Gaighat		
Type of Industry	Manufacture of cement	
Size of Industry	Large	
Capital of Industry:		
Type of Ownership	Public Ltd.	
Name of major Products	**Annual Production Capacity:**	**Production in 2080/81**
Product 1: OPC cement	330000 MT	270000 MT
Product 2:		
Value of annual outputs (2080/81 BS)	Rs. 3780 Crore	
Number of employment generated	450	Skilled: , Semi-skilled: Unskilled: Clerical:
Electricity Consumption /Cost (2080/81 BS)	Unit: 8000 KW	Rs.
Domestic Raw Material Used	**Quantity (2080/81)**	**Share of Domestic Raw Material to the total raw material used**
Raw Material 1: Limestone	330000 MT	100 percent
Raw Material 2: Clay	70000 MT	100 percent
Raw Material 3: Iron Ore	4000 MT	
Raw Material 4 : Gypsum	10500MT	100 percent
Sourcing methodology of raw material used:	Through Quotation	
Availability of raw Material	Available in market but not easily	
Raw Material Efficiency:	70 percent	
Major Problems faced by industry	Raw material, Market, Electricity, Transportation	
Contact Information	Phone Number: 035411017 Email: info@ucil.org.np	

2.3 Diary Industries

2.3.1 Background

The systematic dairy development initiatives in Nepal commenced only after the year 1952. The founding of a Yak cheese factory in Langtang, located in the Rasuwa district, with the support of the Food and Agriculture Organization (FAO) in 1953 is regarded as the inaugural activity in the dairy development sector of Nepal.

Nepal's milk production is projected to reach 2.05 million metric tons. The dairy industry represents the most significant sub-sector within Nepalese livestock production.

Approximately 28% of the national GDP is derived from the agriculture and livestock sectors. Nevertheless, the contribution of the dairy sector to the agricultural GDP of Nepal accounts for 8% of the national GDP.

2.3.2 Dairy Industries in Nepal

As reported by the Dairy Association Nepal, there exists a total of 379 dairy industries within the country. Among these, the highest concentration is found in Bagmati Province, which boasts 134 dairy operations. Following Bagmati, Koshi Province has 107 dairy industries, while there are 54 dairy industries in Lumbini Province.Madhesh Province has 25 dairy industries, and Gandaki Province contributes 22 to the total. In Karnali Province, there are 15 dairy industries, and Sudurpaschim Province has 21 established and functioning dairy operations.

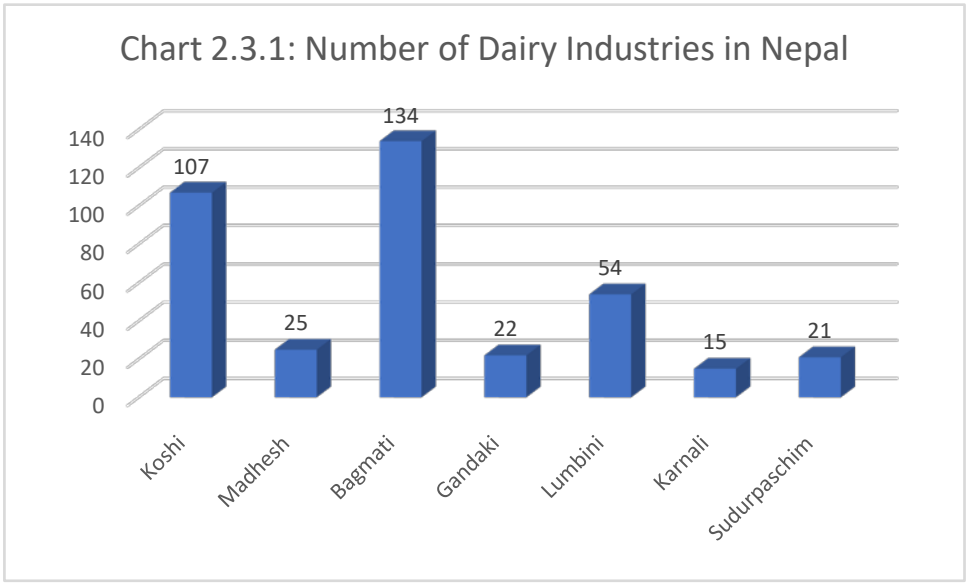

There are a total of 379 dairy industries in Nepal. Nepal is home to a total of 379 dairy industries. Among these, 266 are classified as cottage industries, 83 as small-scale industries, 27 as medium-scale industries, and three as large-scale industries.

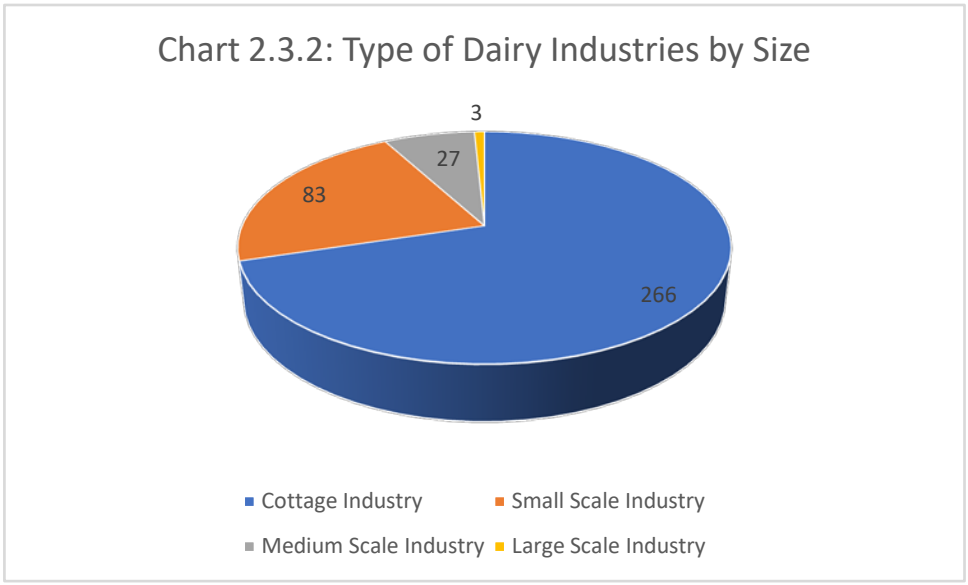

Table 2.3.1 List of Dairy Industries

SN	Name of Dairy Industry	Province	District	Dairy type		Actual operation in lean season	Actual operation in flush season	Product Manufacture	Contact Person/ Number
				Install capacity (Ltr)	Type by Size				
1	Himalaya Dairy	Gandaki	Baglung	2000	Small	1000	1500	Milk, Paneer, Ghee, Yoghurt	Ram Bahadur 9860439791
2	Shree Ram Dairy	Gandaki	Baglung	500	Cottage	250	450	Milk, Youghurt	Hari Sapkota 9849019944
3	Kamadehenu Dairy	Lumbini	Banke	1000	Small	7	10	Milk, Yoghurt, Ghee	9843200153
4	Shree Krishna Dairy	Lumbini	Banke	50	Cottage	82	54	Milk, Yoghurt, Ghee	9847929160
5	Jaya Bageswari Milk Utapadan Kendra	Lumbini	Banke	1100	Small	1100	1100	Yoghurt,Paneer, Muhi,Ghee, Ice Cream, Churpi	Dandapadi Paudal 9848103234
6	Anupam Dairy Industry	Lumbini	Banke	1000	Cottage	800	1000	Dudh, Yoghurt, Mahi, Paneer, Chhurpi	Sunil Shah 9858024374
7	Banke	Lumbini	Banke	1000	Cottage	400	500	Milk, Paneer, Ghee, Yoghurt	Vabu 9845033895
8	Milan Dairy	Madhesh	Bara	1000	Cottage	1000		Milk, Yoghurt, Paneer, Ghee	Phanindra Timilsina 9845288221
9	Muskan Dairy	Madhesh	Bara	200	Cottage	100	300		Rabindra Pd. Jaisawal 9845709464
10	Manroma Dairy	Madhesh	Bara	1600	Small	1500		Milk, Yoghurt, Paneer, Ghee	9845709469
11	Sital Dairy	Madhesh	Bara	300	Cottage	300	386	Udghs	Pradip 876556786

SN	Name of Dairy Industry	Province	District	Dairy type		Actual operation in lean season	Actual operation in flush season	Product Manufacture	Contact Person/ Number
				Install capacity (Ltr)	Type by Size				
12	Gaumukhi	Lumbini	Bardiya	50	Cottage	50	52	54	Rita Rana 9847921560
13	Harit Agro Farm	Lumbini	Bardiya	1500	Small	1000	1200	Dudh, Yoghurt, Icecrem,Lassiter 's	Nitesh 988654222
14	Sanam Dairy	Bagmati	Bhaktapur	4000	Small	20000	50000	Ghee	Ram Hari 9849215374
15	Sanju Dairy	Bagmati	Bhaktapur	10000	Small	8000	9000	Ghee Paneer Yoghurt	Sanju 9841039178
16	New Kamana Dairy	Bagmati	Bhaktapur	200	Cottage	200	200	Ghee	9862383901
17	Divshwori Dairy	Bagmati	Bhaktapur	150	Cottage	100	150	Yoghurt, Ghee, Paneer,	Om Prajuli 9849170291
18	Kalika Dairy	Bagmati	Bhaktapur	20000	Medium	13000	15000	Milk Butter Yoghurt Ice Cream	Shiva Prasad Tyata 9851059909
19	Modern Dairy	Bagmati	Bhaktapur	6000	Small	7000	5000	Dudh Yoghurt Mohi Panner,Butter	Sujan Bazagain 9841180537
20	Bhaktapur Dairy Pvt. Ltd	Bagmati	Bhaktapur	10000	Small	3500		Pastuaurised Milk	
21	Kalika Dairy Co. Pvt. Ltd	Bagmati	Bhaktapur	20000	Medium	15000		Process Milk , Yoghurt, Paneer, Ghee	
22	Kharipati Dairy Pvt. Ltd	Bagmati	Bhaktapur	20000	Medium	15000		Process Milk , Yoghurt, Paneer, Ghee	
23	Nava Pravat Dairy Pvt. Ltd	Bagmati	Bhaktapur	20000	Medium	14000		Process Milk , Yoghurt, Paneer, Ghee	
24	Sainju Dairy Pvt Ltd	Bagmati	Bhaktapur	20000	Medium	13000		Process Milk , Yoghurt, Paneer, Ghee	
25	Sainju Dairy	Bagmati	Bhaktapur	20000	Medium	10000	10000	Milk Butter, Yoghurt	Durga Ram Sainju 9841972860
26	Kharapati Dairy,	Bagmati	Bhaktapur	30000	Medium	20000	20000	Milk ' Yoghurt, Paaner, Ghee,	Vishwaram Khadka 9851035177
27	Jeena Bikash Dairy	Bagmati	Bhaktapur	12000	Medium	7000		Process Milk , Yoghurt, Paneer, Ghee	
28	Country Food Pvt. Ltd.	Bagmati	Bhaktapur	20000	Medium	12000		Process Milk , Yoghurt, Paneer, Ghee	
29	Samuhik Krishak Dairy Ltd.	Bagmati	Bhaktapur	10000	Small	4500		Process Milk , Yoghurt, Paneer, Ghee	
30	Jagadamba Dairy Pvt. Ltd	Bagmati	Bhaktapur	15000	Medium	8000		Process Milk , Yoghurt, Paneer, Ghee	
31	Shuvalaxmi Dairy Udyog	Sudurpaschim	Dadeldhura	400	Cottage	600	700	Dudh, Yoghurt, Ghee, Mahi, Chhurpi Icecream	Laxmi Prasad Bhandari 9851074915
32	Dudh Dairy	Sudurpaschim	Dadeldhura	400	Cottage	3000	1800	Dudh, Yoghurt, Paneer cecream, Nauni, Ghee, Khuwa	Suman Bhatta 65560575
33	Saileswori Dudha Deri Udhyog	Sudurpaschim	Doti	500	Cottage	150	200	Ghee Yoghurt	Lal Bahadur Dhami 9848549190
34	Belpata D Dugdha Utapadan sahakari Chupara	Karnali	Dailekh	1250	Small	1150	125	Milk, Yoghurt, Paneer, Ghee, Chhrupi	Khagendra Prasad Wagle 9844812321

SN	Name of Dairy Industry	Province	District	Dairy type		Actual operation in lean season	Actual operation in flush season	Product Manufacture	Contact Person/ Number
				Install capacity (Ltr)	Type by Size				
35	Nirman Dudh Dairy	Karnali	Dailekh	500	Cottage	430		Milk, Yoghurt, Paneer, Ghee	Til Kumar Dulal 9824037888
36	Ganesh Dairy	Lumbini	Dang	1000	Cottage	350	800	Paneer Yoghurt Ice Cream	Binil KC 9857820138
37	Sakar Saurav Dairy	Lumbini	Dang	2000	Small	500	800	Ice Cream Paneer Flavour Milk	Sakar Khadka 9858023788
38	Pokharel Dairy	Lumbini	Dang	400	Cottage	150	300	Yougcourt Ice-Cream Sweets	Deepak Pokharel 9847887104
39	Lila Dairy	Lumbini	Dang	500	Cottage	350	400	Yougcourt Paneer Sweets	Liladhar Sharma 9857832107
40	New Pashupati Dairy	Lumbini	Dang	1000	Cottage	300	200	Yougcourt Pustakari	Arjun Basnet 9857822695
41	Sworgadwari Dairy	Lumbini	Dang	600	Cottage	250	600	Yougcourt Paneer Ghee Ice Cream Sweets	Bhushan Subedi 9847965101
42	Rapti Dairy	Lumbini	Dang	100	Cottage	80	150	Ice Cream Milkshake Yoghurt	Gangadhar Bhusal 9847822570
43	Khanal Dairy	Lumbini	Dang	500	Cottage	200	300	Ice Cream Sweets Yoghurt	Naresh Khanal 9847841127
44	Lamahi Dairy	Lumbini	Dang	800	Cottage	300	600	Ice Cream Paneer Yoghurt	Khem Raj Gheemire 9857840454
45	Sakar Saurab Dairy	Lumbini	Dang	1200	Small	700		Milk, Yoghurt, Paneer, Ghee	
46	Khanal Dairy	Lumbini	Dang	800	Cottage	500		Milk, Yoghurt, Paneer, Ghee	
47	Ganesh Dairy Industry	Lumbini	Dang	500	Cottage	300		Milk, Yoghurt, Paneer, Ghee	
48	Rapti Krishna Dairy	Lumbini	Dang	400	Cottage	250		Milk, Yoghurt, Paneer, Ghee	
49	Sworgadwari Dairy	Lumbini	Dang	500	Cottage	400		Milk, Yoghurt, Paneer, Ghee	
50	New Pashupati Duddha Sankalan Kendra	Lumbini	Dang	4000	Small	3000		Milk, Yoghurt, Paneer, Ghee	
51	Pokharel Dairy	Lumbini	Dang	500	Cottage	400		Milk, Yoghurt, Paneer, Ghee	9857822687
52	Sangam Dairy	Lumbini	Dang	300	Cottage	300		Milk, Yoghurt, Paneer, Ghee	
53	Bhairab Dairy	Lumbini	Dang	300	Cottage	200	350	Yoghurt Ghee Paneer Churpi Kulfi	Ramesh Godar 9847099239
54	Shivakali Dairy Milk Industry	Madhesh	Dhanusa	2000	Small	2000		Milk, Yoghurt, Paneer, Ghee	9855028303
55	Laxmi Dairy Industry	Madhesh	Dhanusa	500	Cottage	0		Milk, Yoghurt, Paneer, Ghee	
56	Mithila Dairy	Madhesh	Dhanusa	1500	Small	800	1000	Ghee Yoghurt Pani Lassi	9815406712
57	Gwala Dairy	Madhesh	Dhanusa	2000	Small	800	1000	Dhagi Pani Ghee Ic Cream	Karmachari 984562331
58	Dip Dairy	Madhesh	Dhanusa	400	Cottage	0		Milk, Yoghurt, Paneer, Ghee	

SN	Name of Dairy Industry	Province	District	Dairy type		Actual operation in lean season	Actual operation in flush season	Product Manufacture	Contact Person/ Number
				Install capacity (Ltr)	Type by Size				
59	Janasewa Dairy	Koshi	Ilam	100	Cottage	60	70	Lolipop, Pushtakari	Arjun Dhakal
60	Kanchan Dairy Udhyog	Koshi	Ilam	100	Cottage	50	52	Lolipop, Pushtakari	Kalawati Bamjan
61	Godawari Dairy Industry	Koshi	Ilam	500	Cottage	100	125	Lolipop, Pushtakari	Shubhadra Rai
62	Suntalbari Dairy	Koshi	Ilam	500	Cottage	200	300	Lolipop, Pushtakari	Pabitra Deewan
63	Neupaney Dairy	Koshi	Ilam	500	Cottage	300	400	Churpi, Lolipop	Yam Bdr Neupane
64	Sudip Dudh Bikash Dairy	Koshi	Ilam	100	Cottage	80	100	Churpi, Lolipop	Sudip Ale
65	Gheemire Dudh Bikash Dairy	Koshi	Ilam	100	Cottage	60	70	Churpi, Lolipop	Bed Parsad Gheemire
66	Khanal Dairy	Koshi	Ilam	200	Cottage	100	150	Churpi, Lolipop	Gobinda Khanal
67	Kanchanjunga Dudh Bikas Dairy	Koshi	Ilam	200	Cottage	100	120	Churpi, Lolipop	Shabin Sherpa
68	Kinarbabu Dairy	Koshi	Ilam	200	Cottage	115	130	Churpi, Lolipop	Buddhikumar Rai
69	Lamidanda Dudh Bikas Dairy	Koshi	Ilam	100	Cottage	66	80	Churpi, Lolipop	Badri Budathoki
70	Nepal Dairy Product	Koshi	Ilam	100	Cottage	70	80	Churpi, Lolipop	Rudra Nepal
71	Sangam Dairy	Koshi	Ilam	500	Cottage	200	350	Churpi, Lolipop	Hari Pandey
72	Kamal Dairy Industry	Koshi	Ilam	500	Cottage	205	300	Churpi, Lolipop	Kamal Gurung
73	Pathivara Dairy Industry	Koshi	Ilam	300	Cottage	160	250	Churpi, Lolipop	Buddha Bir Tamang
74	Binayek Cheese	Koshi	Ilam	1000	Cottage	600	800	Cheese, Ghee	Mahendra Pradhan
75	Prashant Dairy	Koshi	Ilam	1000	Cottage	700	1000	Cheese, Ghee	Dawa Sherpa
76	Anamol Dairy	Koshi	Ilam	2000	Small	1000	1500	Cheese, Ghee	Gobinda Khadka
77	Panchamreet Dairy	Koshi	Ilam	1000	Cottage	705	905	Cheese, Ghee	Chandra Bdr Rai
78	Sherpa Dairy	Koshi	Ilam	500	Cottage	400	500	Cheese, Ghee	Hementa Sherpa
79	Lucky Dairy	Koshi	Ilam	2000	Small	1200	1600	Cheese, Ghee	Lukamit Tamang
80	Kusang Dairy Industry	Koshi	Ilam	500	Cottage	300	450	Cheese, Ghee	Bagel Sherpa
81	Trijuga Cheese Industry	Koshi	Ilam	500	Cottage	200	250	Cheese, Ghee	Sonam Lama
82	Karma Dairy	Koshi	Ilam	1000	Cottage	600	8000	Cheese, Ghee	Kumar Jirel
83	Pandab Dairy Udhyog	Koshi	Ilam	1000	Cottage	700	1000	Cheese, Ghee	
84	Ilameli Agriculture	Koshi	Ilam	1000	Cottage	500	700	Cheese, Ghee	Sabin Sherpa
85	Sherpa Dairy Industry	Koshi	Ilam	1000	Small	600	750	Cheese, Ghee	Rinjifurba Sherpa
86	Maipatal Cheese Utpadan	Koshi	Ilam	2000	Cottage	1000	1500	Cheese, Ghee	
87	Pathivara Dairy Industry	Koshi	Ilam	500	Cottage	250	3000	Cheese, Ghee	Lakpa Yalmu
88	Janajagaran Dairy	Koshi	Ilam	500	Cottage	184	256	Cheese, Ghee	Pasang Tamang

SN	Name of Dairy Industry	Province	District	Dairy type		Actual operation in lean season	Actual operation in flush season	Product Manufacture	Contact Person/ Number
				Install capacity (Ltr)	Type by Size				
89	Uchha Pahadi Cheese Utpadan Kendra	Koshi	Ilam	500	Cottage	147	200	Cheese, Ghee	
90	Cheese Utpadan Kendra	Koshi	Ilam	5000	Small	1500	2000	Cheese, Ghee	Nepal Government
91	Himalaya Cheese Industry	Koshi	Ilam	2000	Small	1100	1500	Cheese, Ghee	Ddc
92	Nayabazar Cheese Processing Industry	Koshi	Ilam	2000	Small	1400	2000	Cheese, Ghee	Ganesh Puri
93	Binod Dairy	Koshi	Ilam	200	Cottage	60	80	Churpi, Lolipop	Binod Lama
94	Katuwal Dairy	Koshi	Ilam	100	Cottage	54	65	Churpi, Lolipop	Tejendra Katuwal
95	Kanchan Lollipop	Koshi	Ilam	100	Cottage	40	55	Churpi, Lolipop	Kalawati Bamjan
96	Trishakti Industry	Koshi	Ilam	100	Cottage	60	70	Churpi, Lolipop	Shyam Bdr Rai
97	Laxmi Narayan Dairy	Koshi	Ilam	100	Cottage	60	65	Churpi, Lolipop	Sewanta Koirala
98	Paudel Dairy	Koshi	Ilam	500	Cottage	120	200	Churpi, Lolipop	
99	Diety Cream Sepreator	Koshi	Ilam	100	Cottage	60	80	Churpi, Lolipop	Chindu Lama
100	Diety Cream Sepreator	Koshi	Ilam	100	Cottage	50	60	Churpi, Lolipop	Pasanga Sherpa
101	Surke Dairy Industry	Koshi	Ilam	500	Cottage	200	350	Churpi, Lolipop	Shree Bahadur Rai
102	Laxmi Dairy	Koshi	Ilam	100	Cottage	60	80	Churpi, Lolipop	Rudra Adhikari
103	Karki Dairy	Koshi	Ilam	500	Cottage	200	300	Churpi, Lolipop	Mati Karki
104	Kamdhenu Dairy	Koshi	Ilam	100	Cottage	50	65	Churpi, Lolipop	Shyam Parsad Adhikari
105	Paudel Dairy	Koshi	Ilam	500	Cottage	150	250	Churpi, Lolipop	Bhupal Paudel
106	Salleri Dairy	Koshi	Ilam	100	Cottage	70	80	Churpi, Lolipop	Ramesh Khatiwada
107	Khadka Dairy	Koshi	Ilam	100	Cottage	80	100	Churpi, Lolipop	Dor Bahadur Khadka
108	Kulung Dairy	Koshi	Ilam	100	Cottage	50	60	Churpi, Lolipop	Masina Kumari Rai
109	Basnet Dairy	Koshi	Ilam	500	Cottage	200	400	Churpi, Lolipop	Purna Basnet
110	Dhakal Dairy	Koshi	Ilam	200	Cottage	100	130	Churpi, Lolipop	Lok Prasad Dhakal
111	Pulami Dudh Bikas Dairy	Koshi	Ilam	100	Cottage	60	65	Churpi, Lolipop	Pem Badhur Pulami
112	Shrestha Dairy	Koshi	Ilam	100	Cottage	60	70	Churpi, Lolipop	Ram Shrestha
113	Thamdanda Dairy	Koshi	Ilam	100	Cottage	60	80	Churpi, Lolipop	
114	Lordbuddha Dudha Bikas Dairy	Koshi	Ilam	200	Cottage	70	100	Churpi, Lolipop	Jiwan Saruu
115	Aitabare Dudha Bikas Dairy	Koshi	Ilam	100	Cottage	50	60	Churpi, Lolipop	Dhan Bahadur Tama
116	Nmc Dairy Coop Ltd	Koshi	Jhapa	20000	Medium	10000		Milk ' Yoghurt, Peda, Ghee,	
117	Zesp Dairy	Koshi	Jhapa	500	Cottage	300	500	Process Milk , Yoghurt, Paneer, Ghee	9811231231
118	Ritika Dairy Udhyog	Koshi	Jhapa	20000	Medium	12000	10000	Jsjdklglgkf	Rajan Chimoriya

SN	Name of Dairy Industry	Province	District	Dairy type		Actual operation in lean season	Actual operation in flush season	Product Manufacture	Contact Person/ Number
				Install capacity (Ltr)	Type by Size				
119	Kanchanjunga Cheese Udhyog	Koshi	Jhapa	11000	Medium	10000	11000	Milk, Yoghurt, Paneer, Ghee	Angrita Sherpa 98188282
120	Nikita Dugdha Kharid Bikri Kendra|	Koshi	Jhapa	400	Cottage	300		Cheese, Ghee	
121	Purba Nepal Dugdha Bikash Kendra|	Koshi	Jhapa	1200	Small	800		Milk, Yoghurt, Paneer, Ghee	9842658964
122	Shree Krishna Dhamala Dairy	Koshi	Jhapa	500	Cottage	300		Milk, Yoghurt, Paneer, Ghee	
123	Ma Kalikal Dugdha Bikash Sahakari Sanstha	Koshi	Jhapa	500	Cottage	400		Milk, Yoghurt, Paneer, Ghee	
124	Sajha Dairy	Koshi	Jhapa	500	Cottage	300		Milk, Yoghurt, Paneer, Ghee	
125	Panchamrit Dairy	Koshi	Jhapa	600	Cottage	400		Milk, Yoghurt, Paneer, Ghee	
126	Kerkha Dairy	Koshi	Jhapa	500	Cottage	300		Milk, Yoghurt, Paneer, Ghee	
127	Amrit Dairy Industry	Koshi	Jhapa	500	Cottage	300		Milk, Yoghurt, Paneer, Ghee	
128	Khaptad Dairy Industry	Sudurpaschim	Kailali	6000	Cottage	4000		Milk, Yoghurt, Paneer, Ghee	9858420041
129	Kailpak Gai Bhaisi From Tatha Dairy Udhok	Sudurpaschim	Kailali	200	Cottage	200	200	Milk, Yoghurt, Paneer, Ghee	Hikmat Bdr Mahat 9848583860
130	Shree Krishna Dairy	Sudurpaschim	Kailali	200	Cottage	200	200	Ghee Yoghurt Moho Paneer	Bikram Kandel 9868141000
131	Aa Anchal Dairy	Sudurpaschim	Kailali	200	Cottage	200		Ghee Yoghurt Mohi Ice Crem Paneer	
132	Sarbodaya Dairy	Sudurpaschim	Kailali	500	Cottage	400		Milk, Yoghurt, Paneer, Ghee	
133	Sagar Samundra Dairy	Sudurpaschim	Kailali	200	Cottage	200		Milk, Yoghurt, Paneer, Ghee	
134	New Kush Lav Dairy	Sudurpaschim	Kailali	400	Cottage	400		Milk, Yoghurt, Paneer, Ghee	
135	Janaki Dairy	Sudurpaschim	Kailali	300	Cottage	200		Milk, Yoghurt, Paneer, Ghee	
136	Saud Dairy	Sudurpaschim	Kailali	300	Cottage	250		Milk, Yoghurt, Paneer, Ghee	
137	Badi Malika Dairy	Sudurpaschim	Kailali	400	Cottage	300		Milk, Yoghurt, Paneer, Ghee	
138	Karnali Dairy Industry	Sudurpaschim	Kailali	300	Cottage	250		Milk, Yoghurt, Paneer, Ghee	
139	New Anchal Dairy Industry	Sudurpaschim	Kailali	800	Cottage	500		Milk, Yoghurt, Paneer, Ghee	
140	Purnima Dairy	Sudurpaschim	Kailali	300	Cottage	250		Milk, Yoghurt, Paneer, Ghee	
141	Aaama Dairy	Sudurpaschim	Kailali	800	Cottage	700		Milk, Yoghurt, Paneer, Ghee	091-526644
142	Balaji Dairy Industry	Sudurpaschim	Kailali	1000	Cottage	800		Milk, Yoghurt, Paneer, Ghee	091-521325
143	Patha Dairy	Sudurpaschim	Kanchanpur	1200	Small	1000		Milk, Yoghurt, Paneer, Ghee	9848810548
144	Aanchal Dairy Industry	Sudurpaschim	Kanchanpur	400	Cottage	250		Milk, Yoghurt, Paneer, Ghee	

SN	Name of Dairy Industry	Province	District	Dairy type		Actual operation in lean season	Actual operation in flush season	Product Manufacture	Contact Person/ Number
				Install capacity (Ltr)	Type by Size				
145	Kamal Dudh Dairy	Sudurpaschim	Kanchanpur	300	Cottage	250		Milk, Yoghurt, Paneer, Ghee	Dhanjit Gurudhami 984870224
146	Sujal Dairy Pvt. Ltd, Pokhara	Gandaki	Kaski	50000	Large	25000		Milk, Yoghurt, Paneer, Ghee	
147	Asal Dairy	Gandaki	Kaski	2000	Small	1500	1800	Process Milk , Yoghurt, Paneer, Ghee	Prakash Bhattarai 9846701014
148	Panthi Dairy	Gandaki	Kaski	5000	Small	3000	3500	Dudh, Yoghurt, Paneer Ghee, Ice Cream	Rajkumari Panthi 9856026070
149	Bajgai Dairy	Gandaki	Kaski	2000	Small	1800	1500	Dudh, Yoghurt, Paneer, Ghee, Ice Cream	Gyanendra Bajgai 9856028738
150	Shree Kriahna Dairy	Gandaki	Kaski	1000	Cottage	0	500	Dudh, Yoghurt, Ice Cream	Suresh Bahadur Shrestha 9856020975
151	Panji Dairy	Gandaki	Kaski	2000	Small	1000	1600	Ice Cream	Pan Bahadur Gharti 9856035972
152	Ramjanaki Dairy	Gandaki	Kaski	1000	Cottage	400	600	Dudh, Yoghurt, Ghee	
153	Himal Dairy	Gandaki	Kaski	4000	Small	2000	2000	Dudh, Yoghurt Paneer	Shivhari Aacharya 9856021545
154	Fistel Dairy Pvt.Ltd	Gandaki	Kaski	10000	Small	10000		Dudh, Yoghurt, Ghee, Ice Cream	9856020344
155	Lava Kush Dairy	Gandaki	Kaski	10000	Small	10000		Yoghurt, Ghee, Paneer,	9856021632
156	Shree Ram Krishna Dairy	Gandaki	Kaski	3000	Small	7000		Yoghurt, Paneer, Ghee, Mohi,	9856035371
157	Asal Dairy Industry	Gandaki	Kaski	1200	Small	1000		Yoghurt, Paneer, Ghee,	9856022139
158	District Cooperative Union	Gandaki	Kaski	2000	Small	2000		Milk, Yoghurt, Paneer, Ghee	9856025775
159	Gauri Shanker Dugdha Industry	Gandaki	Kaski	800	Cottage	500		Milk, Yoghurt, Paneer, Ghee	
160	Bajgain Dairy	Gandaki	Kaski	300	Cottage	300		Milk, Yoghurt, Paneer, Ghee	
161	Shakti Dairy Industry	Gandaki	Kaski	400	Cottage	400		Milk, Yoghurt, Paneer, Ghee	
162	Nagdanda Dairy	Gandaki	Kaski	5000	Small	3000		Milk, Yoghurt, Paneer, Ghee	9846185205
163	Sitaram Gokul Milks	Bagmati	Kathmandu	1,00,000	Large	40000		Milk, Yoghurt, Paneer, Ghee	9851034781
164	Ugrachandi Dairy	Bagmati	Kathmandu	800	Cottage	800		Milk, Yoghurt, Paneer, Ghee	9851065824
165	Shree Ram Dairy Industry	Bagmati	Kathmandu	3000	Small	2000		Milk, Yoghurt, Paneer, Ghee	9841856195
166	Kafle Dairy	Bagmati	Kathmandu	400	Cottage	200		Milk, Yoghurt, Paneer, Ghee	9849848219
167	Kirtika Dairy And Sweets Center	Bagmati	Kathmandu	500	Cottage	300		Milk, Yoghurt, Paneer, Ghee	9851097338
168	Ashok Dairy Industry	Bagmati	Kathmandu	400	Cottage	250		Milk, Yoghurt, Paneer, Ghee	9841259153

SN	Name of Dairy Industry	Province	District	Dairy type		Actual operation in lean season	Actual operation in flush season	Product Manufacture	Contact Person/ Number
				Install capacity (Ltr)	Type by Size				
169	Ujjowal Dairy Industry	Bagmati	Kathmandu	600	Cottage	400		Milk, Yoghurt, Paneer, Ghee	9851024249
170	Namuna Sudhar Dairy Industry	Bagmati	Kathmandu	400	Cottage	200		Milk, Yoghurt, Paneer, Ghee	9851044805
171	Deepak Yoghurt Pasal	Bagmati	Kathmandu	400	Cottage	300		Milk, Yoghurt, Paneer, Ghee	9841977891
172	Palanchowk Dairy Industry	Bagmati	Kathmandu	500	Cottage	250		Milk, Yoghurt, Paneer, Ghee	9851030934
173	Dhamala Saugat Dugdha Bikas Sahakari Sanstha	Bagmati	Kathmandu	500	Cottage	300		Milk, Yoghurt, Paneer, Ghee	9843458045
174	Anum (Royal) Dairy Industry	Bagmati	Kathmandu	800	Cottage	700		Milk, Yoghurt, Paneer, Ghee	9851107681
175	Bidue Dairy Industry	Bagmati	Kathmandu	300	Cottage	200		Milk, Yoghurt, Paneer, Ghee	9841464647
176	Siulav Dairy Milk	Bagmati	Kathmandu	500	Cottage	300		Milk, Yoghurt, Paneer, Ghee	
177	Indrabati Dugdha Vhandar	Bagmati	Kathmandu	300	Cottage	150		Milk, Yoghurt, Paneer, Ghee	9841844724
178	Beshigaon Yoghurt And Bekary	Bagmati	Kathmandu	300	Cottage	100		Milk, Yoghurt, Paneer, Ghee	
179	Parashi Devi Dairy Pvt.Ltd	Bagmati	Kathmandu	4000	Small	2000		Milk, Yoghurt, Paneer, Ghee	9851060262
180	Miteri Dairy	Bagmati	Kathmandu	300	Cottage	150		Milk, Yoghurt, Paneer, Ghee	
181	Dahal Dairy	Bagmati	Kathmandu	300	Cottage	150		Milk, Yoghurt, Paneer, Ghee	9741188609
182	Suvani Dairy	Bagmati	Kathmandu	300	Cottage	200		Milk, Yoghurt, Paneer, Ghee	9751009854
183	Kageshowari Dugda Dairy	Bagmati	Kathmandu	300	Cottage	300		Milk, Yoghurt, Paneer, Ghee	9841531566
184	Dangal Dairy	Bagmati	Kathmandu	200	Cottage	100		Milk, Yoghurt, Paneer, Ghee	
185	Badri Dairy	Bagmati	Kathmandu	200	Cottage	200		Milk, Yoghurt, Paneer, Ghee	
186	Kabrepalanchowk Dairy	Bagmati	Kathmandu	500	Cottage	350		Milk, Yoghurt, Paneer, Ghee	
187	Roshani Dairy	Bagmati	Kathmandu	300	Cottage	150		Milk, Yoghurt, Paneer, Ghee	
188	Komal Dairy	Bagmati	Kathmandu	300	Cottage	250		Milk, Yoghurt, Paneer, Ghee	
189	New Indra Dairy	Bagmati	Kathmandu	300	Cottage	300		Milk, Yoghurt, Paneer, Ghee	
190	Prashiddha Prasasanta Dairy	Bagmati	Kathmandu	500	Cottage	350		Milk, Yoghurt, Paneer, Ghee	
191	Shree Krishna Dairy Udhyog	Bagmati	Kathmandu	300	Cottage	150		Milk, Yoghurt, Paneer, Ghee	
192	Bibek Dairy	Bagmati	Kathmandu	500	Cottage	300		Milk, Yoghurt, Paneer, Ghee	
193	Om Shree Muktinath Dairy	Bagmati	Kathmandu	400	Cottage	250		Milk, Yoghurt, Paneer, Ghee	
194	Khariboth Dugdha Bhandar	Bagmati	Kathmandu	200	Cottage	150		Milk, Yoghurt, Paneer, Ghee	

SN	Name of Dairy Industry	Province	District	Dairy type		Actual operation in lean season	Actual operation in flush season	Product Manufacture	Contact Person/ Number
				Install capacity (Ltr)	Type by Size				
195	Bhagwan Dairy	Bagmati	Kathmandu	300	Cottage	300		Milk, Yoghurt, Paneer, Ghee	
196	Chamunda Dairy	Bagmati	Kathmandu	300	Cottage	200		Milk, Yoghurt, Paneer, Ghee	9841071766
197	Satkar Dairy	Bagmati	Kathmandu	300	Cottage	100		Milk, Yoghurt, Paneer, Ghee	9841732529
198	Sindhu Dairy	Bagmati	Kathmandu	300	Cottage	100		Milk, Yoghurt, Paneer, Ghee	
199	Shree Radha Krishna Dairy	Bagmati	Kathmandu	300	Cottage	250		Milk, Yoghurt, Paneer, Ghee	
200	Dhakal Dairy	Bagmati	Kathmandu	200	Cottage	150		Milk, Yoghurt, Paneer, Ghee	
201	Radha Krishna Dairy Firm	Bagmati	Kathmandu	400	Cottage	250		Milk, Yoghurt, Paneer, Ghee	
202	Ashok Dairy	Bagmati	Kathmandu	250	Cottage	150	300	Yoghurt, Ghee, Paneer,	Vishma Dahal 9851097383
203	Malika Dairy Industry	Bagmati	Kathmandu	1200	Small	1000		Milk, Yoghurt, Paneer, Ghee	9851054835
204	Dhumbarahi Dairy	Bagmati	Kathmandu	800	Cottage	700		Milk, Yoghurt, Paneer, Ghee	9851095127
205	Bagmati Dairy Company Pvt. Ltd	Bagmati	Kathmandu	800	Cottage	500		Milk, Yoghurt, Paneer, Ghee	9801010784
206	Jayashree Krishna Dairy Industry	Bagmati	Kathmandu	8000	Small	6000		Yoghurt Paneer ,Ghee,	9851079454
207	Hd Dairy Milks	Bagmati	Kathmandu	6000	Small	6000		Yoghurt, Paneer, Ghee ,Kulfi,	9851107478
208	Dhamala Dairy Products	Bagmati	Kathmandu	500	Cottage	350		Milk, Yoghurt, Paneer, Ghee	
209	Alisaj Dairy	Bagmati	Kathmandu	400	Cottage	250		Milk, Yoghurt, Paneer, Ghee	
210	Gopi Krishna Dairy	Bagmati	Kathmandu	300	Cottage	300		Milk, Yoghurt, Paneer, Ghee	
211	Trisul Dairy	Bagmati	Kathmandu	400	Cottage	350		Milk, Yoghurt, Paneer, Ghee	
212	Kailash Dairy	Bagmati	Kathmandu	200	Cottage	200		Milk, Yoghurt, Paneer, Ghee	
213	New Dairy	Bagmati	Kathmandu	200	Cottage	14	1245	Gheee	Ramesh Gautah 9861234221
214	Kathmandu Dairy	Bagmati	Kathmandu	10000	Small	14	1245	Gheee	Ranju Bhandari 9861111213
215	Adhunik Dairy Pvt. Ltd	Bagmati	Kathmandu	15000	Medium	10000		Process Milk , Yoghurt, Paneer, Ghee	
216	Kathmandu Dairy Pvt. Ltd	Bagmati	Kathmandu	10000	Small	6000			
217	Nepal Dairy Pvt. Ltd	Bagmati	Kathmandu	15000	Medium	13000		Process Milk , Yoghurt, Paneer, Ghee	
218	Puspa Dairy Udhyog	Bagmati	Kathmandu	5000	Small	3000		Process Milk , Yoghurt, Paneer, Ghee	
219	Rajdhani Dairy Pvt. Ltd	Bagmati	Kathmandu	20000	Medium	12000		Process Milk , Yoghurt, Paneer, Ghee	
220	Ddc	Bagmati	Kathmandu	1500000	Large	1500000	200000	Chhese ,Ghee, Paneer, Makhan, Peda, Lalmon, Rasbari	Dr Ishwori Neupaney 14428665
221	Adhunik Dairy	Bagmati	Kathmandu	8000	Small	8000	8000	Ghee, Paneer, Chhese Yoghurt, Butter	Indra Bahadur Basnet 9841292521

SN	Name of Dairy Industry	Province	District	Dairy type		Actual operation in lean season	Actual operation in flush season	Product Manufacture	Contact Person/ Number
				Install capacity (Ltr)	Type by Size				
222	Chamunda. Dudh Dairy	Bagmati	Kathmandu	200	Cottage	150	200	Yoghurt Paneer, Ghee	Sagar Bath Dangal 9841070765
223	Shrew Krishna Dudha Bhandar	Bagmati	Kathmandu	200	Cottage	150	200	Yoghurt, Dudh, Paneer Ghee	Nati Ram Thapa 9841574954
224	Bindabashini Dairy Industry	Bagmati	Kathmandu	400	Cottage	250		Milk, Yoghurt, Paneer, Ghee	
225	Tulasa Dairy Pvt. Ltd	Bagmati	Kathmandu	10000	Small	6000		Process Milk , Yoghurt, Paneer, Ghee	
226	Ujjwal Dairy	Bagmati	Kathmandu	1800	Small	1800	1900	Yoghurt, Dudh,	Rambhakta Dahal 9851124249
227	Abiral Indrawati Dudha Dairy	Bagmati	Kathmandu	500	Cottage	40	50	Yoghurt, Milk,	Dipak Limbu 9849267147
228	Neupaney New Dairy	Bagmati	Kathmandu	60	Cottage	60	60	Dudh, Yoghurt, Ghee, Butter	Krishna Prasad Neupaney 9810096365
229	Mankamana Dairy	Bagmati	Kathmandu	200	Cottage	150	200	Yoghurt Milk, Paneer, Butter,	Prakash Karakheti 9841351881
230	Maniram Dairy	Bagmati	Kathmandu	200	Cottage	150	200	Yoghurt Dudh, Paneer , Ghee,	Laxmi Giri 14823047
231	Shree Sundarijal Dudha Bhandar	Bagmati	Kathmandu	200	Cottage	200	250	Yoghurt, Milk	Rita Pudasine 9803328508
232	Indrawati Dudh Yoghurt Bhandar	Bagmati	Kathmandu	200	Cottage	150	200	Yoghurt, Milk, Ghee, Mohi, Paneer	Nwaraj Dhakal 9851111868
233	Dhumarahi Dairy	Bagmati	Kathmandu	300	Cottage	250	300	Fresh Milk Bottle	Prapad Dahal 9851056677
234	Sangam Dairy	Bagmati	Kathmandu	400	Cottage	400		Milk, Yoghurt, Paneer, Ghee	
235	Suvani Dairy Industry	Bagmati	Kathmandu	500	Cottage	500		Milk, Yoghurt, Paneer, Ghee	
236	Shree Krishna Dugdha Bhandar	Bagmati	Kathmandu	200	Cottage	200		Milk, Yoghurt, Paneer, Ghee	
237	Gokarneshwor Dugdha Dairy	Bagmati	Kathmandu	200	Cottage	200		Milk, Yoghurt, Paneer, Ghee	
238	Jay Shree Krishna Dairy	Bagmati	Kavrepalanchok	20000	Medium	3000	5000	Milk,Courd, Ghee, Chese, Paneer ,Butter	Jay Krishna Timsina 11499030
239	Anamol New Dairy	Bagmati	Kavrepalanchok	20000	Medium	3000	5000	Milk , Ghee	Dag Bahadur Karki 9841381681
240	Himalayan Dugdha Chishyan Kendra	Bagmati	Kavrepalanchok	4000	Small	4000		Milk, Yoghurt, Paneer, Ghee	9851018261
241	UHD Dairy	Bagmati	Kavrepalanchok	123	Cottage	233	233	Milk, Yoghurt, Paneer, Ghee	
242	Shreeram Dugdha Bhandar	Bagmati	Lalitpur	300	Cottage	300		Milk, Yoghurt, Paneer, Ghee	Raj Kumar Dahal 9851008372
243	Shree Ram Dairy Farm	Bagmati	Lalitpur	200	Cottage	200		Milk, Yoghurt, Paneer, Ghee	Rajesh Dahal 9851176096
244	New Gheemire Dairy	Bagmati	Lalitpur	300	Cottage	300		Milk, Yoghurt, Paneer, Ghee	Rebati Pd. Gheemire 9849036405
245	Gaule Yoghurt Dudh Dairy	Bagmati	Lalitpur	300	Cottage	100		Milk, Yoghurt, Paneer, Ghee	Dhakal Prasad Gheemire

SN	Name of Dairy Industry	Province	District	Dairy type		Actual operation in lean season	Actual operation in flush season	Product Manufacture	Contact Person/ Number
				Install capacity (Ltr)	Type by Size				
246	Dhapakhel Dairy	Bagmati	Lalitpur	300	Cottage	250		Milk, Yoghurt, Paneer, Ghee	Yak Pd. Gheemire
247	Mahalaxmi Dairy	Bagmati	Lalitpur	200	Cottage	150		Milk, Yoghurt, Paneer, Ghee	Hudra Raj Timilsina 9851189626
248	Sanepa Dairy	Bagmati	Lalitpur	200	Cottage	200		Milk, Yoghurt, Paneer, Ghee	Saroj Khanal 9843248416
249	Bhaisepati Dairy	Bagmati	Lalitpur	300	Cottage	300		Milk, Yoghurt, Paneer, Ghee	Deepak Sanjel 9841672320
250	Satya Dairy	Bagmati	Lalitpur	500	Cottage	500		Milk, Yoghurt, Paneer, Ghee	Sundar Pandey 01-5522487
251	Rajdhani Dairy	Bagmati	Lalitpur	50000	Medium	17000	24000	Yoghurt Paneer Butter Ghee, Khuwa,	Subash Chaulagai 9851056019
252	Chamunda Dairy Farm	Bagmati	Lalitpur	200	Cottage	150		Milk, Yoghurt, Paneer, Ghee	
253	Himalayan Dairy	Bagmati	Lalitpur	50000	Medium	44400	560000	Ghee! Butter! Paneer Yoghurt! Milk,	Raj Bhai Khadki 9851021910
254	Nepal Dairy	Bagmati	Lalitpur	15000	Medium	12000	15000	Ice Cream ,Paneer, Yoghurt, Ice Cream, Lalmon ,	Dr Laxaman Sherchend 9841458760
255	Nava Pravat Dairy	Bagmati	Lalitpur	20000	Medium	20000	20000	Dudh Yoghurt Paneer Butter	Kamal Raj Humagain 9851005204
256	Himilayan Dairy Pvt. Ltd	Bagmati	Lalitpur	30000	Medium	16000		Process Milk , Yoghurt, Paneer, Ghee	
257	Samyukta Dairy Pvt. Ltd.	Bagmati	Lalitpur	20000	Medium	14000		Process Milk , Yoghurt, Paneer, Ghee	
258	Shiva Laxmi Dairy	Bagmati	Lalitpur	300	Cottage	250	300	Yoghurt, Paneer, Ghee, Kulfi	Shyam Raj Timilsina 985125150
259	Kaleshwor Dairy Center	Bagmati	Lalitpur	500	Cottage	400	500	Yoghurt, Paneer, Ghee, Mohi,	Sudarshan Gheemire 9851064997
260	Chaulagain Dudha Center	Bagmati	Lalitpur	200	Cottage	150	200	Yoghurt, Paneer, Ghee,	Shiva Prasad Chaulagain 9851234747
261	Easy Dairy	Bagmati	Lalitpur	80	Cottage	70	80	Yoghurt, Paneer, Ghee, Mohi, Ice Cream, Kulfi,	Amanda Aryal 9851071353
262	Kamal Dairy	Bagmati	Lalitpur	300	Cottage	250	300	Yoghurt, Dudh, Ghee, Paneer	Kamal Khanal 9843268418
263	Gayatri Dairy Udhog	Bagmati	Makwan pur	3000	Small	3000	3000	Yoghurt, Chhurpi, Paneer	Srijan Koirala 9841527006
264	Pawan Dairy	Bagmati	Makwan pur	1500	Small	1500	1500	Paneer, Yoghurt	Pawan Prasad Bastola 9855057250
265	Gokul Dukta Udhog	Bagmati	Makwan pur	1800	Small	800	1800	Icecream, Yoghurt, Paneer	Tirtha Ram Adhikari 9855068705
266	Narayani Milk Udhog	Bagmati	Makwan pur	500	Cottage	300	500	Yoghurt, Icecream, Baraf	Susma Boss 9855022473
267	Bhijan Dairy	Bagmati	Makwan pur	3000	Small	3000	3000	Yoghurt,Paneer,	Surendra Chandra Adhikari 9855058068
268	Hetauda Dairy Industries	Bagmati	Makwan pur	30000	Medium	30000		Milk, Yoghurt, Paneer, Ghee	9855009398
269	Gokul Dugdha Udhyog	Bagmati	Makwan pur	2000	Small	1000		Milk, Yoghurt, Paneer, Ghee	9845382390

SN	Name of Dairy Industry	Province	District	Dairy type		Actual operation in lean season	Actual operation in flush season	Product Manufacture	Contact Person/ Number
				Install capacity (Ltr)	Type by Size				
270	Raghab Dairy	Bagmati	Makwanpur	52	Cottage	555	56	Process Milk , Yoghurt, Paneer, Ghee	9843123456
271	Hetauda Dairy I. Pvt. Ltd	Bagmati	Makwanpur	30000	Medium	13000		Process Milk , Yoghurt, Paneer, Ghee	
272	Suva Dairy	Bagmati	Makwanpur	1200	Small	1000		Milk, Yoghurt, Paneer, Ghee	9855069947
273	Narayabi Milks	Bagmati	Makwanpur	4000	Small	4000		Milk, Yoghurt, Paneer, Ghee	9855022473
274	Bajgain Dudh Dairy	Koshi	Morang	300	Cottage	250		Milk, Yoghurt, Paneer, Ghee	
275	Shivam Dairy Pvt. Ltd.	Koshi	Morang	10000	Small	6000		Process Milk , Yoghurt, Paneer, Ghee	
276	Jaya Kishan Grosari Ghar	Lumbini	Palpa	800	Cottage	700		Milk, Yoghurt, Paneer, Ghee	Tika Ram Kharal 9857060175
277	Bhairab Dairy	Lumbini	Palpa	600	Cottage	400		Milk, Yoghurt, Paneer, Ghee	
278	Bandhu Dairy	Lumbini	Palpa	800	Cottage	800		Milk, Yoghurt, Paneer, Ghee	9847043527
279	Gyanodaya Dairy Industry	Lumbini	Palpa	500	Cottage	400		Milk, Yoghurt, Paneer, Ghee	
280	Basyal Dairy	Lumbini	Palpa	400	Cottage	300	450	Ghee Kufi Yoghurt Kurauni	Shiva Pd. Basyal 9847043527
281	Jalpadevi Dugdha Utpadak Sahakari Sasha Limited	Koshi	Panchthar	500	Cottage	300	400	Taral Dudha	Laxman Bhattrai 9819005894
282	Margdevi Dugdha Utpadak Sahakari Sasha Limited	Koshi	Panchthar	1000	Cottage	450	550	Taral Dudha	Premnorbu Serpa 9852060970
283	Sukrabare Dugdha Utpadak Sahakari Shasta Limited	Koshi	Panchthar	1000	Cottage	700	800	Taral Dudha	Ghamand Paudel 9842255387
284	Sagarmatha Dugdha Utpadak Sahakari Shasta Limited	Koshi	Panchthar	300	Cottage	150	200	Taral Dudha	Gumansing Karki 9842305703
285	Krishna Balram Dairy	Madhesh	Parsa	300	Cottage	300		Milk, Yoghurt, Paneer, Ghee	
286	Shiva Dairy	Madhesh	Parsa	300	Cottage	300		Milk, Yoghurt, Paneer, Ghee	
287	Siraha Daiory Center	Madhesh	Parsa	500	Cottage	400		Milk, Yoghurt, Paneer, Ghee	
288	Jayamatha Pathivara Dugdha Bikash Industry	Lumbini	Rupandehi	600	Cottage	500		Milk, Yoghurt, Paneer, Ghee	
289	Suva Laxmi Dairy	Lumbini	Rupandehi	500	Cottage	500		Milk, Yoghurt, Paneer, Ghee	
290	Panchmrit Dairy	Lumbini	Rupandehi	300	Cottage	300		Milk, Yoghurt, Paneer, Ghee	
291	Siddhababa Dairy	Lumbini	Rupandehi	1200	Small	800		Milk, Yoghurt, Paneer, Ghee	9847096784
292	Lumbini Dairy Milks	Lumbini	Rupandehi	1200	Small	400		Milk, Yoghurt, Paneer, Ghee	Bikram Risal 9857025335
293	Gayetri Dairy Industry	Lumbini	Rupandehi	800	Cottage	500		Milk, Yoghurt, Paneer, Ghee	Kul Prasad Neupane 9857026489
294	Siddhababa Dairy Industry	Lumbini	Rupandehi	500	Cottage	300		Milk, Yoghurt, Paneer, Ghee	Krishna Bhattarai 9847046784
295	Malika Dairy Center	Lumbini	Rupandehi	500	Cottage	500		Milk, Yoghurt, Paneer, Ghee	

SN	Name of Dairy Industry	Province	District	Dairy type		Actual operation in lean season	Actual operation in flush season	Product Manufacture	Contact Person/ Number
				Install capacity (Ltr)	Type by Size				
296	Pandab Dairy	Lumbini	Rupandehi	500	Cottage	400		Milk, Yoghurt, Paneer, Ghee	
297	Pabitra Dairy	Lumbini	Rupandehi	1200	Small	1200		Milk, Yoghurt, Paneer, Ghee	Megh Raj Bhandari 9857025489
298	Shiva Ganga Dairy	Lumbini	Rupandehi	6000	Small	4000		Milk, Yoghurt, Paneer, Ghee	Hira K.C 9857020134
299	Shiva Ganga Dairy	Lumbini	Rupandehi	5000	Small	1500	2000	Ice Cream, Paneer, Ghee, Butter Yoghurt	Hira K.C 9857020134
300	Pabitra Dairy	Lumbini	Rupandehi	5000	Small	3500	4500	Paneer Ghee Yoghurt Sweers	Meghraj Bhandari 9857025489
301	Suvlaximi Dairy	Lumbini	Rupandehi	2000	Small	1200	1500	Ghee, Paneer Yoghurt, Milk	Ram Krishna Poudel 9857026868
302	Paroha Dairy	Lumbini	Rupandehi	1000	Cottage	600	800	Milk, Yoghurt Paneer, Ice Cream	Shiva Bhusal 9857030362
303	Lumbini Dairy	Lumbini	Rupandehi	1000	Cottage	400	800	Milk , Yoghurt, Kulfi	Bikram Rijal 9857025335
304	Gayatri Dairy Udyog	Lumbini	Rupandehi	500	Cottage	250	250	Buttet, Yoghurt, Paneer	Kul Pd. Neupane 9857026489
305	Siddha Baba Dairy	Lumbini	Rupandehi	800	Cottage	400	400	Pustakari, Paneer, Yoghurt, Milk	Bhuwan Neupane 9847330220
306	Malika Dairy Center	Lumbini	Rupandehi	500	Cottage	200	300	Milk, Yoghurt, Sweets	Gopal Pandey 984143326
307	Pandav Dairy	Lumbini	Rupandehi	200	Cottage	150	150	Yoghurt, Ghee, Paneer	Dadhi Neupane 9857033558
308	Manakamana Dairy	Lumbini	Rupandehi	1200	Small	600	800	Milk, Ghee Yoghurt, Khuwa Kulfi, Sweets	Tilak Ram Kharal 9847398842
309	Siddhartha Dairy	Lumbini	Rupandehi	500	Cottage	300	450	Milk, Yoghurt Paneer	Krishna Bhattarai 9847046784
310	Kisan Dairy	Lumbini	Rupandehi	1200	Small	1000	1200	Paneer, Milk, Yoghurt, Churpi	Tika Khanal 9857060175
311	Shree Nagar Dairy	Lumbini	Rupandehi	1000	Cottage	400	800	Paneer Yoghurt	Romakanta Neupane 9857060825
312	Ramechhap Dudh Sankalan Bikri Tatha Chissyan Kendra		ramechhap	500	Cottage	650	750	Yoghurt , Khuwa, Ghee,Lassi, Paneer, Sweets.	Kishor Poudel 9841529936
313	Chiranjibi Dairy	Bagmati	Ranmechhap	2500	Small	950	1100	Mili,Courd,Mohi, Lasi, Ghee, Khuwa, Peda	Bhanu Shrestha 9754203416
314	Chiranjibi Dairy Udhyog	Bagmati	Ranmechhap	1000	Cottage	950	1150	Yoghurt, Khuwa, Ghee,Chhurpi, Lassi, Peda, Pustakari	Vanuvakta Shrestha 9854203464
315	Patel Brothers And Dairy Firm	Madhesh	Saptari	1600	Small	1000		Milk, Yoghurt, Paneer, Ghee	
316	Laxmi Dairy	Madhesh	Saptari	3000	Small	700	1100	Ghee, Yoghurt, Mahi, Paneer	Ramesh Poudel 9842820247
317	Muskan Dairy	Madhesh	Saptari	2000	Small	600	900	Ghee, Yoghurt, Mahi, Paner	Nagendra Prasad 9846750995
318	Sindhu Dairy	Bagmati	Sindhupalchowk	200	Cottage	200	200	Yoghurt, Mahi, Ghee, Paneer	Pratap Poudel 9841321256
319	Chautara Dairi	Bagmati	Sindhupalchowk	200	Cottage	200	200	Yoghurt, Mahi, Ghee, Paneer	Hari Sapkota 9843298121

SN	Name of Dairy Industry	Province	District	Dairy type		Actual operation in lean season	Actual operation in flush season	Product Manufacture	Contact Person/ Number
				Install capacity (Ltr)	Type by Size				
320	Milan Dairy	Madhesh	Sarlahi	2000	Small	1200	1500	Yoghurt, Mahi, Ghee, Paneer	Krishna Yadhav 9852821900
321	Koseli Dairy	Bagmati	Sindhuli	200	Cottage	200	200	Peda, Churpi, Kurauni, Ghee, Yoghurt, Mohi, Paneer, Pustakari	Bimala Kafle 9844226910
322	Pashupati Dairy	Bagmati	Sindhuli	2000	Small	700	1000	Yoghurt, Pani, Ice Cream, Ghee, Paneer	Suman Yadhav 9815883394
323	Laxmi Dudha Deri	Madhesh	Siraha	1000	Cottage	700	1000	Dudha, Yoghurt, Paneer, Ghee	Sri Ram Yadav 9811716344
324	Sagarmatha Dairy Industry	Madhesh	Siraha	300	Cottage	250		Milk, Yoghurt, Paneer, Ghee	
325	Himal Dairy Industry	Madhesh	Siraha	200	Cottage	200		Milk, Yoghurt, Paneer, Ghee	
326	Mahabir Dairy	Madhesh	Siraha	300	Cottage	300		Milk, Yoghurt, Paneer, Ghee	
327	Milko Industries	Madhesh	Siraha	4000	Small	4000		Milk, Yoghurt, Paneer, Ghee	9851078570
328	Ma Bhabani Dairy	Madhesh	Siraha	1000	Cottage	1000		Milk, Yoghurt, Paneer, Ghee	
329	Shree Krishna Bibek Dairy	Madhesh	Siraha	600	Cottage	400		Milk, Yoghurt, Paneer, Ghee	
330	Manakamana Dairy	Madhesh	Siraha	1000	Cottage	800	1200	Milk,,Courd, Mohi, Ghee	Kumar Timsina 9841580106
331	Kamdhenu Dairy	Madhesh	Siraha	600	Cottage	400	500	Milk, Courd, Ghee	Pralahad Timsina 9841282500
332	Krishna Dairy	Koshi	Sunsari	250	Cottage	200	250	Ghee	9841454283
333	Kamdhenu Dugdha Utpadak Sahakari Sastha Limited	Koshi	Sunsari	50000	Medium	35000	45000	Dudha, Yoghurt, Paneer, Khuwa, Cheej, Mohi	Tikaparsad Ojha 9852046005
334	Dharan Deri Food Product Pra.Li.	Koshi	Sunsari	6000	Small	3000	4000	Dudha, Paneer, Yoghurt	Kamales Shrestha 9852854236
335	Itahari Dugdha Utpadak Sahakari Sahakari Sastha Limited	Koshi	Sunsari	2000	Small	1200	1500	Kachcha, Dudha	Dhurba Prasad Koirala 9842500328
336	Prakaspur Dugdha Utpadak Sahakari Sastha Limited	Koshi	Sunsari	1000	Cottage	600	800	Kachcha Dudha	Humarjan Basnet 9842065496
337	Lalpur Dugdha Utpadak Sahakari Sastha Limited	Koshi	Sunsari	2000	Small	1000	1200	Kachcha Dudha	Megha Kumar Thapa 9842438842
338	Pragati Dugdha Utpadak Sahakari Sastha Limited	Koshi	Sunsari	1000	Cottage	500	700	Kachcha Dudha	Ran Prasad Regmi 9842111624
339	Madhuprakash Dugdha Utpadak Sahakari Sastha Limited	Koshi	Sunsari	2000	Small	600	1000	Kachcha Dudha	Dilli Prasad Bastola 9842263092
340	Chatara Dugdha Utpadak Sahakari Sastha Limited	Koshi	Sunsari	2000	Small	1200	1500	Kachcha Dudha	Baburam Khatri 9852055205
341	Chhathar Dugdha Utpadak Sahakari Sasha Limited	Koshi	Sunsari	6000	Small	2200	3500	Kachcha Dudha	Buddiman Khulal 9852049754
342	Aandim Dughdha Sahakari Ltd	Koshi	Sunsari	500	Cottage	300	400	Taral Dudha	Dek P. Niraula 9842279301

SN	Name of Dairy Industry	Province	District	Dairy type		Actual operation in lean season	Actual operation in flush season	Product Manufacture	Contact Person/ Number
				Install capacity (Ltr)	Type by Size				
343	Karei Khola Mpc	Karnali	Surkhet	1000	Cottage	900		Milk, Yoghurt, Paneer, Ghee, Icecream	Netra Lal Sharma 9848191787
344	New Namuna Dairy Industry	Karnali	Surkhet	400	Cottage	300		Milk, Yoghurt, Paneer, Ghee	Dinesh Prasad Acharya
345	New Laxmi Dairy	Karnali	Surkhet	300	Cottage	200		Milk, Yoghurt, Paneer, Ghee	Saroswoti Thapa
346	New Gauri Dairy	Karnali	Surkhet	200	Cottage	170		Milk, Yoghurt, Paneer, Ghee	Mohan Prasad Jaisi
347	Hamro Dairy	Karnali	Surkhet	500	Cottage	450		Milk, Yoghurt, Paneer, Ghee	Krishna Pd Acharya
348	Tiru Dairy	Karnali	Surkhet	300	Cottage	270		Milk, Yoghurt, Paneer, Ghee	Jaya Lal Dhakal
349	Anish Dairy	Karnali	Surkhet	200	Cottage	190		Milk, Yoghurt, Paneer, Ghee	Hemanta Pandey
350	Srijana Dairy	Karnali	Surkhet	100	Cottage	100		Milk, Yoghurt, Paneer, Ghee	Dipendra Prasad Tiwari
351	Nabin Dairy	Karnali	Surkhet	500	Cottage	430		Milk, Yoghurt, Paneer, Ghee	Moti Pd Chapagai
352	Seetal Dairy	Karnali	Surkhet	400	Cottage	390		Milk, Yoghurt, Paneer, Ghee	Prem Bdr Srish
353	Bauddha Gramin Dairy	Karnali	Surkhet	300	Cottage	270		Milk, Yoghurt, Paneer, Ghee	Pradeep Bc
354	Bhiumika Dairy	Karnali	Surkhet	200	Cottage	190		Milk, Yoghurt, Paneer, Ghee	Tilak Prasad Kandel
355	Nisan Dairy	Karnali	Surkhet	600	Cottage	500		Milk, Yoghurt, Paneer, Ghee	Lekhnath Risal 9852061955
356	Shiva Shakti Dairy	Gandaki	Tanahu	1500	Small	1244	1500	Mithai	Hari 9841544667
357	Tanahu Dairy	Gandaki	Tanahu	300	Cottage	4000	5000	Cheese Paneer	9867888999
358	DMPCU	Gandaki	Tanahu	5000	Small	5000		Process Milk , Yoghurt, Paneer, Ghee	Amar Kuwar 9856060636
359	Myanlung Dugdha Utpadak Sahakari Shasta Limited	Koshi	Terhathum	1000	Cottage	600	800	Fluid Milk	Santosh Subba 9842050928
360	Nabjivan Dugdha Utpadak Sahakari Sasha Limited	Koshi	Terhathum	1000	Cottage	400	600	Fluid Milk	Pahaman Timsina 9842255180
361	Pathivara Dugdha Utpadak Sahakari Shasta Limited	Koshi	Terhathum	1500	Small	800	1000	Fluid Milk	Kamal Khadka 9852054844
362	Sayapatri Dugdha Utpadak Sahakari Shasta Limited	Koshi	Terhathum	1000	Cottage	500	600	Fluid Milk	Kebal Gurung 9862048190
363	Sarbajanik Dugdha Utpadak Sahakari Shasta Limited	Koshi	Terhathum	1000	Cottage	700	800	Fluid Milk	Prem Gautam 9842328768
364	Singhthapa Dugdha Utpadak Sahakari Shasta Limited	Koshi	Terhathum	1000	Cottage	300	400	Fluid Milk	Surya Bahadur Thapa 9842090613
365	Tinjure Dugdha Utpadak Sahakari Sasha Limited	Koshi	Terhathum	1000	Cottage	700	800	Fluid Milk	Prem Prasad Bhattrai 9852060515
366	Tutedeurali Dugdha Utpadak Sahakari Sasha Limited	Koshi	Terhathum	500	Cottage	300	400	Fluid Milk	Chairing Serpa 9842266030
367	Mountmakalu Dugdha Utpadak Sahakari Sasha Limited	Koshi	Terhathum	1000	Cottage	500	600	Fluid Milk	Kamal Thapa 9842154125

SN	Name of Dairy Industry	Province	District	Dairy type		Actual operation in lean season	Actual operation in flush season	Product Manufacture	Contact Person/ Number
				Install capacity (Ltr)	Type by Size				
368	Musankhel Dugdha Utpadak Sahakari Sasha Limited	Koshi	Terhathum	2000	Small	800	1000	Fluid Milk	Keblram Dahal 9842418011
369	Kanchanjangha Dugdha Utpadak Sahakari Sasha Limited	Koshi	Terhathum	500	Cottage	400	500	Fluid Milk	Dammar Thapa 9842352690
370	Jalkannya Dugdha Utpadak Sahakari Sasha Limited	Koshi	Terhathum	8000	Small	500	600	Fluid Milk	Nagendra Basnet 9842144404
371	Okhre Dugdha Utpadak Sahakari Sasha Limited	Koshi	Terhathum	500	Cottage	300	400	Fluid Milk	Khagendra Prasad Dhakal 9852061826
372	Sinhadevi Dugdha Utpadak Sahakari Shasta Limited	Koshi	Terhathum	500	Cottage	300	400	Fluid Milk	Narayan Khadka 9862030463
373	Jalkanya Pasupalan Krisi Sahakari Shasta Limited	Koshi	Terhathum	500	Cottage	300	400	Fluid Milk	Dammar Bhattrai 9842366230
374	Panchamrit Pasupalan Sahakari Shasta Limited	Koshi	Terhathum	1000	Cottage	700	800	Fluid Milk	Ghanshyam Dhakal 9852515200
375	Machhendra Pasupaln Krisi Sahakari Sangha Limited	Koshi	Terhathum	1000	Cottage	700	800	Fluid Milk	Kaji Subba 9842109985
376	Sihadevi Pasupaln Krisi Sahakari Sasha Limited	Koshi	Terhathum	500	Cottage	300	400	Fluid Milk	Surya Karki 9852053672
377	Chhipuwa Bahuudessiya Sahakari Sastha Lemited	Koshi	Terhathum	1000	Cottage	500	600	Fluid Milk	Nanda Bahadur Thapa 9842598775
378	Taklung Krisi Sahakari Sastha Limited	Koshi	Terhathum	500	Cottage	300	400	Fluid Milk	Dolen Rai 9852060205
379	Purbeli Dairy	Koshi	Terhathum	500	Cottage	300	400	Fluid Milk	Depan Limbu 9852060208

Sources: Nepal Dairy Association

2.3.3 Findings from Field Survey

The dairy industries primarily rely on locally sourced raw materials. The dairy industry in Nepal has indicated that they utilize entirely domestically sourced milk as their raw material. The sugar incorporated in dairy products may either be sourced from local Nepali sugar or imported sugar.





For this study 12 dairy industries were selected for sample. Nepal's dairy sector exclusively uses milk from local suppliers, while sugar in dairy products may come from local or imported sources.

Nearly all dairy sectors acquire raw materials directly from the market or suppliers. The primary challenges faced by these industries include shortages of electricity, water, labor, and raw materials, as well as inadequate transportation facilities and obstacles in obtaining bank loans.

2.3.4 Profiles of Dairy Industries

Name of Industry:	Anukul Dugdha dairy Udhyog	Date of Establishment:2017AD
Address:	Province: Koshi District: Ilam	Municipality: Sandakpur
Type of Industry	Manufacture of dairy products	
Size of Industry	Small	
Capital of Industry:	Rs. 2000000	
Type of Ownership	Proprietorship	
Name of major Products	**Annual Production Capacity:**	**Production in 2080/81**
Product 1: Dog chew (churpi)	10000 Kg	3000 Kg
Product 2: Ghee	6000 Kg	3000 Kg
Value of annual outputs (2080/81 BS)	Rs 6100000	
Number of employment generated	1	Skilled: , Semi-skilled: Unskilled: , Clerical:
Electricity Consumption /Cost (2080/81 BS)	Unit: 3600	Rs: 36000

Domestic Raw Material Used	**Quantity (2080/81)**	**Share of Domestic Raw Material to the total raw material used**
Raw Material 1:Milk	90000 ltr	100%
Cost of Total Raw Material	4500000	
Sourcing methodology of raw material used:	Public procurement process	
Availability of raw Material	Available but not easy	
Raw Material Efficiency:	80 %	
Major Problems faced by industry	Electricity, Water, Labor, Raw Materials, Transportation, Market	
Contact Information	Name: Sagar Prasad Khatiwada Phone Number: 9844683430 Email: sagarkhatiwada230@gmail.com	

Name of Industry:	**Bhaktapur Dairy Pvt Ltd**	**Date of Establishment: 1982 AD**
Address:	Province: Bagmati District: Bhaktapur	Municipality: Bhaktapur
Type of Industry	Manufacture of food products	
Size of Industry	Small	
Capital of Industry:	Rs. 44000000	
Type of Ownership	Private Limited	
Name of major Products	**Annual Production Capacity:**	Production in 2080/81:
Product 1: Processed Milk	3650000 ltr	1100000 ltr
Product 2: Butter	70000 Kg	15000 Kg
Value of annual outputs (2080/81 BS)	Rs 119000000	
Number of employment generated	18	Skilled: 5 , Semi-skilled:4 Unskilled:5 , Clerical:4
Electricity Consumption /Cost (2080/81 BS)	Unit: 70000	Rs:700000
Domestic Raw Material Used	**Quantity (2080/81)**	**Share of Domestic Raw Material to the total raw material used**
Raw Material 1:Raw Milk	15 lakhs Kg	100 percent
Cost of Total Raw Material	97500000	
Sourcing methodology of raw material used:	Direct purchase from supplier	
Availability of raw Material	Available but not easy	
Raw Material Efficiency:	90 percent	
Major Problems faced by industry	Market, Water	

Contact Information	Name: Neekesh Sainju Phone Number: 9841971296 Email: bhaktapurdairy1982@gmail.com

Name of Industry:	**Sobogaard Nepal Beverage & Dairy Pvt .Ltd.**	**Date of Establishment: 2010 AD**
Address:	Province: Bagmati District: Bhaktapur	Municipality: Bhaktapur
Type of Industry	Manufacture of food products	
Size of Industry	Large	
Capital of Industry:	Rs. 11 Crore	
Type of Ownership	Joint venture with foreign investment	
Name of major Products	**Annual Production Capacity:**	Production in 2080/81:
Product 1: Icecream	1500000 ltr	250000 ltr
Value of annual outputs (2080/81 BS)	Rs 62500000	
Number of employment generated	16	Skilled: 6 , Semi-skilled:6 Unskilled:2 , Clerical:2
Electricity Consumption /Cost (2080/81 BS)	Unit: 16000	Rs:160000
Domestic Raw Material Used	**Quantity (2080/81)**	**Share of Domestic Raw Material to the total raw material used**
Raw Material 1: Milk	1000000 ltr	100 percent
Raw Material 2: Cream	10000 ltr	100 percent
Raw Material 3: Powder	10000 Kg	100 percent
Raw Material 4: Sugar	10000 Kg	100 percent
Cost of Total Raw Material	28000000	
Sourcing methodology of raw material used:	Direct purchase from supplier/ Via trading Company	
Availability of raw Material	Available in the market but not easy all the season	
Raw Material Efficiency:	85 percent	
Major Problems faced by industry	Market, Bank loan, Water, Electricity, Transportation, Raw materials	
Contact Information	Name: Praneep Munankarmi Phone Number: 9802031948 Email: sobogaardnepal@gmail.com	

Name of Industry:	Nawa Prabhat Dairy	Date of Establishment: 2002 AD
Address:	Province: Bagmati District: Lalitpur	Municipality: Lalitpur
Type of Industry	Manufacture of Food Products	
Size of Industry	Small	
Capital of Industry:	Rs. 18 Crore	
Type of Ownership	Partnership	
Name of major Products	**Annual Production Capacity:**	Production in 2080/81:
Product 1: Milk	36 lakhs Ltr	30 Lakhs Ltr
Product 2: Butter	2 lakhs Kg	1 Lakhs Kg
Product 3: Ghee	2 lakhs KG	1 lakhs KG
Value of annual outputs (2080/81 BS)	Rs 75 Crore	
Number of employment generated	75	Skilled:4 , Semi-skilled:4 Unskilled:65 , Clerical:2
Electricity Consumption /Cost (2080/81 BS)	Unit: 57000	Rs:6000000
Domestic Raw Material Used	**Quantity (2080/81)**	**Share of Domestic Raw Material to the total raw material used**
Raw Material 1:Raw Milk	72 lakhs Ltr	100 percent
Raw Material 2: Sugar	30 thousand Kg	75 percent
Cost of Total Raw Material	Rs. 60 Crore	
Sourcing methodology of raw material used:	Public Procurement process(Domestic)/Through Quotation(Imported)	
Availability of raw Material	Very Difficult(Domestic)/Available but not easy(Imported)	
Raw Material Efficiency:	90 percent	
Major Problems faced by industry	Electricity, Water, Bank Loan	
Contact Information	Name: Suresh Timalsina Phone Number: 9851182891 Email: nawaprabhatdairy@yahoo.com	

Name of Industry:	Sunrise Dairy Foods	Date of Establishment: 2066 B.S.
Address:	Province: Lumbini District: Rupandehi	Municipality: Tillotama
Type of Industry	Manufacture of Food Products	
Size of Industry	Small	
Capital of Industry:	Rs. 1800000	

Type of Ownership	Proprietorship	
Name of major Products	**Annual Production Capacity:**	**Production in 2080/81:**
Product 1: Cornetto cone	2000000 pcs	1500000 pcs
Product 2: Ice cream	100000 Ltrs	70000 Ltrs
Product 3:		
Value of annual outputs (2080/81 BS)	Rs 75000000	
Number of employment generated	11	Skilled:1 , Semi-skilled:5 Unskilled:4 , Clerical: 1
Electricity Consumption /Cost (2080/81 BS)	Unit: 40000	Rs: 400000
Domestic Raw Material Used	**Quantity (2080/81)**	**Share of Domestic Raw Material to the total raw material used**
Raw Material 1: Milk	800000 ltrs	100 percent
Raw Material 2: Maida	1000000 kg	75 percent
Cost of Total Raw Material	Rs. 50000000	
Sourcing methodology of raw material used:	Direct purchase from supplier	
Availability of raw Material	Available but not easy	
Raw Material Efficiency:	135 per kg	
Major Problems faced by industry	Electricity, Water, Raw Materials, Labor, Transportation	
Contact Information	Name: Ramesh Prasad Acharya Phone Number: 9857031744 Email: sunrisedairyfoods68@gmail.com	

Name of Industry:	**Himalayan Dairy Udhyog**	**Date of Establishment: 2073**
Address:	Province: Gandaki District: Kaski	Municipality: Pokhara
Type of Industry	Manufacture of food products	
Size of Industry	Small	
Capital of Industry:	Rs. 2000000	
Type of Ownership	Proprietorship	
Name of major Products	**Annual Production Capacity:**	Production in 2080/81:
Product 1: Dairy Products	39352 Ltr	34500 ltr
Value of annual outputs (2080/81 BS)	Rs 7500000	
Number of employment generated	5	
Electricity Consumption	Unit: 3000	Rs: 30000

/Cost (2080/81 BS)		
Domestic Raw Material Used	**Quantity (2080/81)**	**Share of Domestic Raw Material to the total raw material used**
Raw Material 1: Milk		100 percent
Raw Material 2: Grass, Feed		100 percent
Cost of Total Raw Material	Rs 5000000	
Sourcing methodology of raw material used:	Direct purchase from supplier	
Availability of raw Material	Easily Available in Market	
Raw Material Efficiency:	75 percent	
Major Problems faced by industry	Market	
Contact Information	Name: Shanti Kumari Adhikari Phone Number: 9846144332 Email: ----------	

Name of Industry:	**Sandip foods factory**	**Date of Establishment: 2064 BS**
Address:	Province: Lumbini District: Rupandehi	Municipality: Tilottama
Type of Industry	Manufacture of Diary Products	
Size of Industry	Small	
Capital of Industry:	1500000	
Type of Ownership	Partnership	
Name of major Products	**Annual Production Capacity:**	**Production in 2080/81**
Product 1: Ice-cream	1000000 pcs	700000 pcs
Product 2: corn, cream		
Product 3: cream cone		
Value of annual outputs (2080/81 BS)	70 lakhs	
Number of employment generated	6	Skilled:2 , Semi-skilled:2 Unskilled: 2, Clerical:
Electricity Consumption/Cost (2080/81 BS)	72000 unit	Rs. 720000
Domestic Raw Material Used	Quantity	Share of Domestic Raw Material to the total raw material used
Raw Material 1: Milk		100 percent
Raw Material 2: Sugar		100 percent
Raw Material 3: Butterfat		100 percent

Raw Material 4: Maida/wheat flour		100 percent
Cost of Total Raw Material (Rs)	45 lakhs	
Sourcing methodology of raw material used:	Direct purchase from supplier	
Availability of raw Material	Easily available in market	
Raw Material Efficiency:	90 percent	
Major Problems faced by industry	Market, Electricity	
Contact Information	Name: Phone Number:9857031048 Email: krishana Prasad Neupane	

Name of Industry:	**Sunrise Dairy factory**	**Date of Establishment: 2066BS**
Address:	Province: Lumbini District: Rupandehi	Municipality: Tilottama
Type of Industry	Manufacture of Dairy Products	
Size of Industry	Small	
Capital of Industry:	50 lakhs	
Type of Ownership	Prprietorship	
Name of major Products	**Annual Production Capacity:**	**Production in 2080/81**
Product 1: MIlk & Diary products	100000 ltrs	50000 Ltr
Value of annual outputs (2080/81 BS)	1 crore	
Number of employment generated	8	Skilled:2 , Semi-skilled:2 Unskilled: 4, Clerical:
Electricity Consumption/Cost (2080/81 BS)	96000 unit	Rs.960000
Domestic Raw Material Used	**Quantity**	**Share of Domestic Raw Material to the total raw material used**
Raw Material 1: Raw milk		100 percent
Raw Material 2: Cream/Butter		100 percent
Raw Material 3: Sugar		100 percent
Raw Material 4: flavors/coloring		50 percent
Cost of Total Raw Material	Rs 54Lakh	
Sourcing methodology of raw material used:	Direct purchase from supplier	

Availability of raw Material	Easily available in market	
Raw Material Efficiency:	90 percent	
Major Problems faced by industry	Market, Raw materials, Electricity	
Contact Information	Name: Ramesh Prasad Acharya, Phone Number: 9857031744 Email: sunrisedairyfood68@gmail.com	

Name of Industry:	**Shivam Diary Industry**	**Date of Establishment: 2067/6/8**
Address:	Province: Madhesh District: Saptari	Municipality: Rajbiraj
Type of Industry	Dairy Products	
Size of Industry	Small	
Capital of Industry:	Rs. 3300000	
Type of Ownership	Proprietorship	
Name of major Products	**Annual Production Capacity:**	**Production in 2080/81**
Product 1: Milk	350000 ltrs	320000 ltrs
Product 2: Curd	20000 Ltr	18000 ltr
Product 3:Paneer	4000 KG	4000 KG
Product 4: Ghee	4000 KG	4000 KG
Value of annual outputs (2080/81 BS)	Rs. 16 Crore	
Number of employment generated	25	Skilled: , Semi-skilled: Unskilled: Clerical:
Electricity Consumption /Cost (2080/81 BS)	Unit:	Rs. 1850000
Domestic Raw Material Used	**Quantity (2080/81)**	**Share of Domestic Raw Material to the total raw material used**
Raw Material 1: Milk		100 percent
Raw Material 2: Sugar		100 percent
Raw Material 3: SMP		100 percent
Cost of Total Raw Material	Rs 9.2 Crore	
Sourcing methodology of raw material used:	Direct Purchase by supliers	
Availability of raw Material	Available in market but not easily	
Raw Material Efficiency:	75 percent	
Major Problems faced by industry	Bank loan, Market and electricity	
Contact Information	Name: Mohan Das Phone Number: 9811058733 Email:shivandairy2 2@gmail.com	

Name of Industry:	Jagadamba Dairy food and Beverage Industry	Date of Establishment: 2071
Address:	Province: Bagmati District: Bhaktapur	Municipality: Bhaktapur
Type of Industry	Manufacture of dairy products	
Size of Industry	Small	
Capital of Industry:	Rs. 20000000	
Type of Ownership	Private limited	
Name of major Products	**Annual Production Capacity:**	Production in 2080/81:
Product 1: Milk	2000000 ltrs.	2000000 ltrs.
Product 2: Curd	1000000 ltrs	1000000 ltrs
Product 3:Butter	500000 ltrs	500000 ltrs
Product 4: cheese and sweets items	500000 ltrs	500000 ltrs
Value of annual outputs (2080/81 BS)	Rs. 20 Crore	
Number of employment generated	25	Skilled:10 , Semi-skilled: 11 Unskilled: Clerical: 4
Electricity Consumption /Cost (2080/81 BS)	Unit:	Rs. 3181352
Domestic Raw Material Used	**Quantity (2080/81)**	**Share of Domestic Raw Material to the total raw material used**
Raw Material 1: Milk	2000000 ltrs	100 percent
Raw Material 2: Sugar	10000 kg	100 percent
Cost of Total Raw Material	Rs 12.5 Crore	
Sourcing methodology of raw material used:	Direct purchase from supplires	
Availability of raw Material	Easily Available in market	
Raw Material Efficiency:	75 percent	
Major Problems faced by industry	Market	
Contact Information	Name: kamal suwal Phone Number: 984942542 Email: kamalsuwal@gmail.com	

Name of Industry:	Shivam Dairy Industry	Date of Establishment:
Address:	Province: Bagmati District: Bhaktapur	Municipality: Bhaktapur
Type of Industry	Manufacture of Dairy Products	

Size of Industry	Small	
Capital of Industry:	20000000	
Type of Ownership	Private ltds	
Name of major Products	**Annual Production Capacity:**	Production in 2080/81:
Product 1: Milk	1825000 ltrs	1825000 ltrs
Product 2: Curd	91250 ltrs	91250 ltrs
Product 3:Butter	16425 ltrs	16425 ltrs
Value of annual outputs (2080/81 BS)	Rs. 13 Crore	
Number of employment generated	16	Skilled2: , Semi-skilled: 1 Unskilled: 10 Clerical: 3
Electricity Consumption /Cost (2080/81 BS)	Unit:	Rs. 1800000
Domestic Raw Material Used	**Quantity (2080/81)**	**Share of Domestic Raw Material to the total raw material used**
Raw Material 1: Milk	1825000 ltrs	100 percent
Raw Material 2: Water		100 percent
Cost of Total Raw Material	Rs 9.5 crore	
Sourcing methodology of raw material used:	Direct purchase from suppliers/cooperatives	
Availability of raw Material	Easily available in market	
Raw Material Efficiency:	75 percent	
Major Problems faced by industry	Water, Market	
Contact Information	Name: Tulish ram saiju Phone Number: 9851038615 Email:sainjutr@gmail.com	

Name of Industry:	**Bijaya Bakery Udhyog**	**Date of Establishment: 2070 BS**
Address:	Province: Gandaki District: Kaski	Municipality: Pokhara
Type of Industry	Manufacture of food products	
Size of Industry	Small	
Capital of Industry:	Rs. 1500000	
Type of Ownership	Proprietorship	
Name of major Products	**Annual Production Capacity:**	**Production in 2080/81**
Product 1: Bakery Products	21500 piece	15000 piece
Value of annual outputs (2080/81 BS)	Rs 2000000	

Number of employment generated	4	Skilled:1 , Semi-skilled:1 Unskilled:1 , Clerical: 1
Electricity Consumption /Cost (2080/81 BS)	Unit: 11000	Rs:110000
Domestic Raw Material Used	**Quantity (2080/81)**	**Share of Domestic Raw Material to the total raw material used**
Raw Material 1: Flour	13000 Kg	80 percent
Raw Material 2: Eggs		100 percent
Raw Material 3: Sugar, Sugar Syrup		75 precent
Cost of Total Raw Material	Rs 1000000	
Sourcing methodology of raw material used:	Direct purchase from supplier	
Availability of raw Material	Easily available in Market	
Raw Material Efficiency:	85 percent	
Major Problems faced by industry	Market	
Contact Information	Name: Kamala Adhakari Phone Number: 9856024483 Email: ----------	

Name of Industry:	**Anukul Dugda Dairy Udhyog**	**Date of Establishment: 2017AD**
Address:	Province: Koshi District: Ilam	Municipality: Sandakpur
Type of Industry	Manufacture of dairy products	
Size of Industry	Small	
Capital of Industry:	Rs. 2000000	
Type of Ownership	Proprietorship	
Name of major Products	**Annual Production Capacity:**	**Production in 2080/81**
Product 1: Dog chew (churpi)	10000 Kg	3000 Kg
Product 2: Ghee	6000 Kg	3000 Kg
Value of annual outputs (2080/81 BS)	Rs 6100000	
Number of employment generated	1	Skilled: , Semi-skilled: Unskilled: , Clerical:
Electricity Consumption /Cost (2080/81 BS)	Unit: 3600	Rs: 36000
Domestic Raw Material Used	**Quantity (2080/81)**	**Share of Domestic Raw Material to the total raw material used**
Raw Material 1:Milk	90000 ltr	100%

Cost of Total Raw Material	4500000	
Sourcing methodology of raw material used:	Public procurement process	
Availability of raw Material	Available but not easy	
Raw Material Efficiency:	80 %	
Major Problems faced by industry	Electricity, Water, Labor, Raw Materials, Transportation, Market	
Contact Information	Name: Sagar Prasad Khatiwada Phone Number: 9844683430 Email: sagarkhatiwada230@gmail.com	

2.4 Herb Processing Industries

2.4.1 Background

Nepal is home to a flourishing herbal industry that capitalizes on its abundant biodiversity of medicinal and aromatic plants (MAPs). The nation plays a crucial role as an exporter of raw herbs and essential oils, with a longstanding tradition of using herbs for healing, culinary purposes, and general wellness. Numerous companies, encompassing both public and private sectors, engage in the cultivation, processing, and production of herbal products aimed at both local and global markets.

According to the information provided by the Department of Industry, there exist 71 herb processing industries. Nearly 50 percent of these are located in Bagmati Province. Specifically, Bagmati Province is home to 35 industries, while Lumbini Province follows with 11 industries. Additionally, Koshi, Gandaki, and Sudurpaschim each have an equal number of herb processing industries, each in six. Finally, Madhesh has only four, and Karnali has three herb processing industries.

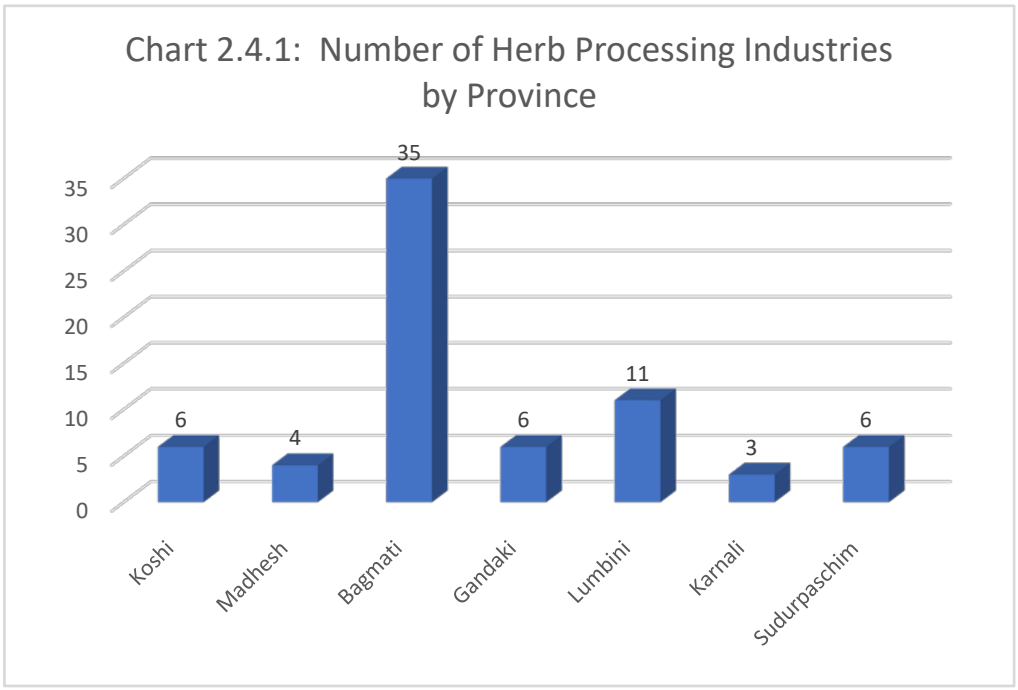

Table 2.4.1 List of Herbs Processing Industries in Nepal

SN	Industry Name	Registration Date	Province	District	Total Capital (Rs In Mln)	Product & Annual Capacity	Employment	Contact
1	Nepal Mentha Products Pvt.Ltd	2053-08-04	Bagmati	Kathmandu	29.9	Mentha Cristal 25 Tonnes	19	
2	Him Hurbas Co. Pvt.Ltd	2053-09-11	Bagmati	Makwanpur	32.8	Herb, Herbs Production (Harble Tonic And Others) 6000 Ltrs	88	
3	Rebat Axtersation Pvt.Ltd	2054-01-08	Bagmati	Kathmandu	17.9	Herb Extract Oil And Others 50 Ton	23	
4	Mahalaxmi Rosinand Terpentineinds P.L.	1905-08-15	Lumbini	Banke	69.8	Rosin And Terpentinerosin 3000 Mt, Rosinand Terpentineterpentine 616 Mt	86	
5	B.M. Nepal Herbal Processing Co. Pvt.Ltd	2054-05-13	Lumbini	Banke	39.9	Herb,Herbs Production And Processing Kalmos Oil And O 900 Kg	29	
6	Wild Earth Pvt. Ltd.	2056-03-10		Kathmandu	21.2	Herb, Hurb Processing 152 Mt.	0	
7	Milglory Herbal Industries Pvt. Ltd.	2062/63	Bagmati	Kathmandu	10.0	Herbal Products Massage Oil 100 Mt, Hair Lotion 100 Mt & Oth	30	Kim Meeog, S. Korea
8	G.K. Barman Harbal Nepal Pvt. Ltd.	2056-10-07		Rupandehi	23.0	Herb, Herbal Oil 225000 Lt.	45	
9	Mirax Nepal Pvt.Ltd.	2062/63	Bagmati	Kathmandu	50	Herb Processing		Remand Raya
	Cosmic Herbal Remedies Pvt.Ltd.	2062/63	Bagmati	Kathmandu	6.25	Herbal Medicines Memory Boost 40000 Pcs		Gpa Kumar
10	Dibya Rosin & Tarpentaen Pvt.Ltd	2063/64	Koshi	Sunsari	5.5	Rosin 1950 Mt Turpentine 379 Kl	125	Narendra Raj Giri
11	Dibya Rosin & Tarpentaen Pvt.Ltd	2063/64	Sudurpaschim	Kailali	14.5	Rosin 3960mt, Turpentine 770 Kl	125	Narendra Raj Giri
12	Health Herbal	2063/64	Bagmati	Kathmandu	17.8	Herbal Cosmetic 50000 Kg, Herbal Tea 500 Kg		Yashiakai Mitsumata
13	Mount Rosin & Tarpentine Industries	2064/65	Lumbini	Rupandehi	50	Rosin 2160 Mt, Tarpentine 435 Kl	68	Basanta Roka
14	Surya Chandrama Agranic Pvt.Tld	2064/65	Bagmati	Chitwan	6	Essential Oil 20000 L	8	Surya Bhakta
15	Singh & Sons International Pvt.Ltd	2064/65	Bagmati	Lalitpur	50	Rosin2880 Mt, Turpentine 560 Mt	120	Chitaranjan Prasad Singh
16	Sugam Rosin Turpentine & Herbal Pvt.Ltd	2064/65	Koshi	Sunsari	50	Rosin 2736 Mt Turpentine 532 Kl	108	Shiva Pd Ghimire
17	Prime Herbonix International Nepal Pvt.	2064/65	Madhesh	Dhanusha	40	Herbal Powder 100 Mt Herbal Juice 200 Mt Herbal Candy 200 Mt	81	Mr Amit Vaskar Chaudhary
18	Mount Everest Herbal Dietry Suppliment	2064/65	Bagmati	Lalitpur	3.3	Herbal Dietry Suppliment 90 Mt	35	Ms Anna Maria Roberts
19	Pahenlo Herbal Processing Pvt.Ltd	2064/65	Bagmati	Lalitpur	2.45	Herbal Tea - 150 Mt	14	Rayaj Uddin
20	Vaskar Herbasutica Ls Pvt.Ltd	2065/66	Madhesh	Parsa	54	Herbal Medicine Chawanpras 21250 Kgs Sudhasilagit 2500 Kgs	57	Mr Prakash Kumar Khandewal
21	Afno Herbal Product Pvt.Ltd	2065/66	Bagmati	Kathmandu	10	Herbal Body Care 30 Mt, Herbal Food Supplement 30 Mt	30	Niraj Koirala
22	Kailash Herbal Industry Pvt.Ltd	2065/66	Bagmati	Kavre	30	Herbal Soap3000 Kg, Herbal Shampoo 50000 L, Essential Oil6000	34	Mr Abdul Raheman
23	China Jadibuti Prasodhan Co.- Mukha Udyog	2065/66	Bagmati	Makwanpur	3	Herbal Body Care Formula 60 Mt, Herbal Food Supplement 40 Mt	27	Mr Wang Dao Jain

SN	Industry Name	Registration Date	Province	District	Total Capital (Rs In Mln)	Product & Annual Capacity	Employment	Contact
24	China Jadibuti Prasodhan Co.-Mukha Udyog	2065/66	Gandaki	Kaski	3	Herbal Body Care Formula 60 Mt, Herbal Food Supplement 40 Mt	27	Mr Wang Dao Jain
25	China Jadibuti Prasodhan Co.-Mukha Udyog	2065/66	Lumbini	Dang	3	Herbal Body Care Formula 60 Mt, Herbal Food Supplement 40 Mt	27	Mr Wang Dao Jain
26	China Jadibuti Prasodhan Co.-Mukha Udyog	2065/66	Karnali	Surkhet	3	Herbal Body Care Formula 60 Mt, Herbal Food Supplement 40 Mt	27	Mr Wang Dao Jain
27	Surya Prakash Herbal Pvt.Ltd	2066/67	Bagmati	Bhaktapur	20	Herbal Body Care Formula 50mt, Herbal Food Supplement 100 Mt	27	Mahesh Kumar Sharma
28	Barefoot Economy Pvt.Ltd	2066/67	Bagmati	Chitwan	4	Aromatic Essential Oil 20000 L	10	
29	Himchuli Rosin & Herbal Processing Pvt.D	2066/67	Sudurpaschim	Kailali	47	Tarpentine Oil 435 Kl, Rosin 2160 Mt	75	Mr Amber Bahadur Deuja
30	Manakamana Rosin & Chemicals	2066/67	Lumbini	Banke	46	Rosin 2880mt, Tarpentine Oil 580 Kl	78	Mrs Biva Byahut Kalwar
31	Sarada Rojin & Tarpentine Industry Pvt.D	2066/67	Lumbini	Banke	47	Rosin 2160 Mt, Tarpentine Oil 435 Kl	75	Mr Kishan Bhudathoki
32	Herbal Product Pvt.Ltd	2067/68	Bagmati	Makwanpur	10	Organic Herbs - 80 Mt, Organic Vegetables 50mt, Organicfruis	50	Mr Cem Bilgin
33	Dang Suyang Feng Dandrobiyam Irifloramte	2067/68	Lumbini	Dang	2	Herbs(Lemongrass, Mint, Peppermint, Ginger, Garlic, Turmeric	21	Mr Jianrong Wu
34	Nepal Rosin & Alied Industries Pvt.Ltd	2067/68	Madhesh	Mahottari	192	Roin 3400 Mt, Terpentine 900 Mt, Fortified Rosin 15000 Kl	73	Chitaranjan Prasad Singh
35	Siwalik Herbal Nepal Pvt. Ltd.	2069/70	Bagmati	Makwanpur	210	Texane Resin 100 MT., 10- Deacetylbaccatin Iii (10 Dabiii) 1000 KG., Methanol Chloroform Syrup (Mcs) 50 MT., Mosquito Repellant Coils/Mats (Herbal Based) 500 MT.	135	Kishori Mahato
36	Care Harble Products Pvt.Ltd.	2069/70	Lumbini	Rupandehi	80.1	Churna 15000 Kg, Bhasma 5000 Kg, Tablets 15000000 Piece, Liquids 100000 Liter, Capsules 10000000 Piece, Herbal Tea 5000 Kg, Ointment & Cream 500000 Tube	58	Mr Narayan Prasad Sapkota,
37	Biosys Nepal Pvt. Ltd.	2069/70	Bagmati	Kathmandu	38	Herbal Body Care Formula-50 Mt, Herbal Food Supplement- 100 Mt, Herbal Aromatics-50 Mt, Plants Extracts-1000 Mt, Essential Oil-50000 Litres	141	Ms Chaudhary
38	Biosys Nepal Pvt. Ltd. Branch Industry 1	2069/70	Gandaki	Nawalparasi	18	Essential Oil- 50 Kl, Plant Extracts-1 Kl	36	Ms Chaudhary
39	Biosys Nepal Pvt. Ltd. Branch Industry 2	2069/70	Sudurpaschim	Kanchanpur	16	Essential Oil- 40 Kl, Plant Extracts-1 Kl	28	Ms Chaudhary
40	Biosys Nepal Pvt. Ltd. Branch Industry 3	2069/70	Sudurpaschim	Dadeldhura	14.5	Essential Oil- 30 Kl, Plant Extracts-1 Kl	28	Ms Chaudhary
41	Biosys Nepal Pvt. Ltd. Branch Industry 4	2069/70	Lumbini	Banke	13.5	Essential Oil- 32 Kl, Plant Extracts-5 Kl	28	
42	H. Plant Pvt. Ltd.	2069/70	Karnali	Humla	10	Esstntial Oil 20000 Ltr., Herbal Tea 14 Mt	21	
43	H. Plant Pvt. Ltd.	2069/70	Karnali	Mugu	8.6	Esstntial Oil 8000 Ltr.,	18	

SN	Industry Name	Registration Date	Province	District	Total Capital (Rs In Mln)	Product & Annual Capacity	Employment	Contact
	Unit-1					Herbal Powder 40 Mt, Herbal Soap 20 Mt		
44	Nepal Plateau Cordyceps Technology Company Pvt.Ltd.	2070/71	Bagmati	Lalitpur	30	Herbal Body Care Formula 50 Mt, Herbal Food Supplement 100 Mt, Herbal Aromatics 50 Mt	50	MR. ZHEN CHEN (CHINA)
45	Satya Herbal Products Pvt Ltd	2070/71	Lumbini	Banke	40	Essential Oil 20000 Ltr, Herbal Powder 70 Mt	21	Ravindra Nath Shukla
46	Kamana Herbal And Agro Pvt. Ltd.	2070/71	Bagmati	Kathmandu	25	Vegetables 80 Mt, Herbs 40 Mt, Flowers 5 Mt	29	MR. JAGAT SINGH CHAD
47	Himalaya Greentara Nepal Biology Pvt. Ltd.	2070/71	Koshi	Jhapa	17	Organic Vegetables 50 Mt, Herbs 5 Mt, Flower 5 Mt, Herbs Powder 10 Mt, Essential Oil 1 Kl	50	MS. LIU ZI XUAN MR. SUN QI (CHINA MAINLAND)
48	Divya Rosin & Turpentine Pvt. Ltd. Unit-3	2071/72	Koshi	Morang	28.2	Rosin 1950 Mt Turpentine 379 Kl	48	Amar Thapa
49	Herb Nepal Pvt.Ltd.	2071/72	Bagmati	Bhaktapur	9	Organic Herbs 50 Mt, Organic Vegetables 10 Mt,Herbal Powder 10 Mt, Dehydrated Vegetables 5 Mt	15	MR. BENJAMIN JORIS VAN OOIJ (NETHERLANDS),
50	Nepal Green High Tech Pvt. Ltd. Branch Unit-1	2072/73	Bagmati	Dhading	10	Vegetables 40 Mt, Dried Herbs 8 Mt, Coffee Beang 20 Mt	27	
51	Himalayan Eco Village And Farming Pvt.Ltd. Branch-1	2072/73	Sudurpaschim	Dadeldhura	24	Essential Oil 20000 Litre, Various Herbal Powder 20 Mt, Various Dry Herbs 20 Mt, Various Herbs Nurseries 12 Mt, Various Seeds For Agro Forestry And Herbs 15 Mt	25	Dhaneshwari Saud
52	Kunde Tibetian Herbal Product Pvt. Ltd.	2073/74	Bagmati	Kathmandu	41	Herbal Powder 20 M.T., Dried Herb 15 M.T., Essential Oil 14000 Ltr	24	Sherab Gyalgen Lama
53	Manasalu Himalayan Jadibuti Pvt. Ltd.	2073/74	Bagmati	Kathmandu	10	Essential Oil 20000 Ltr, Herbal Powder 14 M.T.	21	Dipak Pandey
54	Pure Manayur Pvt. Ltd.	2074/75	Gandaki	Lamjung	5	Herbal Powder 20 Mt, Essential Oil 8000 Ltr, Dried Herbs 15 Mt, Fruits 10 Mt	16	
55	Shennong Herbal Medicine Production Pvt. Ltd.	2074/75	Bagmati	Makwanpur	1760	Herbal Powder 400 Mt, Essential Oil 7400 Ltr., Dried Herbs 300 Mt	79	
56	Herb Nepal Pvt.Ltd. (Branch 2)	2075/76	Bagmati	Bhaktapur	3	Herbal Cream 1 Mt, Herbal Soap 2 Mt, Herbal Oil 5 Mt	15	
57	Sanjeevani Herbaceuticals	2075/76	Madhesh	Parsa	195	Churna 25000 Kg, Tablets 10 Million, Liquid 200000 Ltrs, Aveleha 5000 Kg,	65	
58	IME Herbal And Foods	2075/76	Gandaki	Nawalparasi	241.4	Herbal Extract And Medicine 87.8 MT	73	
59	Nepal Aura Pvt Ltd	2075/76	Koshi	Bhojpur	14.3	Herbal Powder 20 Mt, Essential Oil 14000 Ltr, Dried Herbs 15 Mt	24	
60	Chinese Herbal Udhog Pvt.Ltd	2076/77	Bagmati	Lalitpur	150	Herbal Powder 550 Mt, Essential Oil 35000 Liter, Dried Herbs 600 Mt	114	
61	Manikhel Jadibuti Farm	2076/77	Bagmati	Lalitpur	100	Herbal Powder 300 Mt, Essential Oil 30000 Liter, Dried Herbs 300 Mt	58	
62	Gurans Herbaceuticals Pvt.	2076/77	Koshi	Morang	110.9	Powder Churna 13500 K.G., Tablet/Guggule 0.5	38	

SN	Industry Name	Registration Date	Province	District	Total Capital (Rs In Mln)	Product & Annual Capacity	Employment	Contact
	Ltd.					Million Tablet, Capsule 1 Million Capsule, Malt 5000 Ltr, Avaleha 2000 K.G., Oil 5000 Ltr, Oinment 1500 K.G., Syrup 25000 Ltr		
63	Everest Herbs Processing Pvt. Ltd. (Branch Industry)	2077/78	Bagmati	Nuwakot	450	Yarchagumba Beverage 30 Up & 50 Up 400000 Ltr., Yarchagumba Liquor 6000 Ltr., Yarchagumba	105	
64	Traditional Chinese Medicine Manufacturing	2078/79	Bagmati	Kathmandu	50	Shilajit Liquor 6000 Ltr., Yarchagumba Beer 6000 Ltr., Yarchagumba Wine 9500 Ltr., Pure Drinking Water (Ehp Mineral Water) 600000 Ltr.	23	
65	Jkr Herbal Processing Industry	2078/79	Lumbini	Banke	247.5	Herbal Powder 40000 Kg., Herbal Cream 10000 Kg., Herbal Essential Oil 60000 Liter, Semiprocessed Herbs 500000 Kg.	56	500 KVA
66	Healing Herbals Pvt Ltd	2078/79	Gandaki	Nawalparasi	10	Herbal Powder 20 Mt., Essential Oil 14000 Litre, Dried Herbs 15 Mt.	34	100 KVA
67	Upa Serpo	2080/81	Bagmati	Kathmandu	40	Herbal Powder 40000 Kg, Essential Oil 60000 Ltr	44	
68	Nepal Phytochem Industry	2080/81	Sudurpaschim	Kanchanpur	25	Processed Organic Herbs 100 Mt	23	
69	Nepal Zhang Zhen Herbal Processing And Manufacturing Company	2080/81	Bagmati	Kavre	20	Herbal Products 15000 Kg	41	
70	Xifu Biotechnology	2080/81	Gandaki	Parvat	20	Processed Herbs 220 Mt	17	
71	Yima International Herb Processing Industry	2080/81	Bagmati	Kathmandu	60	Processed Herbs 1500 Mt	27	

2.4.2 Raw Materials Used in Herb Processing Industries

Nepal's herbal sector employs a diverse array of raw materials, which encompass numerous medicinal and aromatic plants, essential oils, and plant extracts. These materials are procured from both local and international sources, emphasizing the utilization of Nepal's abundant biodiversity. The primary raw materials consist of herbs, shrubs, leaves, barks, flowers, seeds, fruits, and oils.





These medicinal and aromatic plants (MAPs) frequently gathered from natural habitats, encompass species such as Yarsagumba, Kutki, Sarpagandha, Sugandhawal, Chiraito, Panch Aunle, and Jatamansi. Additionally, other significant raw materials comprise lokta paper, resin, turpentine, sal seed, katha, cutch, sabai grass, bamboo, and cane.

2.4.3 Problems Related to Herbs Processing Industries

The herbal sector in Nepal encounters numerous substantial challenges, such as insufficient processing facilities, policy volatility, inadequate regulation, and unsustainable harvesting methods. These factors impede the sector's development and restrict its ability to enhance the national economy. These problems are traced below:

a) Insufficient Processing and Storage:A considerable amount of herbal processing facilities are either inactive or not fully utilized, leading to the deterioration of harvested herbs.The absence of electricity and suitable infrastructure hinders effective processing and value addition at the local level.As a result, herbs are frequently sold in their unprocessed state at reduced prices, with intermediaries often reaping the financial benefits.

b) Policy Volatility and Regulatory Deficiencies: Changes in governmental policies, particularly those related to trade and the protection of endangered species, have negatively impacted the herbal industry. The lack of clear and consistent regulations overseeing the production, processing, and trade of herbal medicines creates uncertainty and discourages investment. Additionally, the absence of an effective herbal pharmacovigilance system (to track adverse reactions) further exacerbates the situation.

c) Unsustainable Harvesting Methods: The excessive gathering of certain medicinal plants, coupled with unsustainable harvesting methods, threatens their long-term availability. There is an immediate necessity for enhanced evaluation of plant populations and the implementation of sustainable harvesting practices.

d) Absence of Standardization and Quality Control: Unlike traditional pharmaceuticals, herbal products do not undergo consistent regulation regarding their purity and potency. This lack of regulation can lead to variations in the quality and safety of herbal products, which may result in adverse reactions. Therefore, there is an urgent requirement for the implementation of appropriate Good Manufacturing Practices (GMP) and the standardization of herbal products.

Name of Industry:	Investment Home Pvt. Ltd.	Date of Establishment: 2069 BS
Address:	Province: Karnali District: Surkhet	Municipality:Chhinchu
Type of Industry	Manufacture of food Production	
Size of Industry	Medium	
Capital of Industry:	Rs. 20.4 crores	
Type of Ownership	Joint venture with foreign investments	
Name of major Products	**Annual Production Capacity:**	**Production in 2080/81**
Product 1: Ginger Powder	26 MT	18 MT
Product 2: Ginger candy	10 MT	5 MT
Value of annual outputs (2080/81 BS)	2.2 crores	
Number of employment generated	14	Skilled: , Semi-skilled: Unskilled: , Clerical:
Electricity Consumption/Cost (2080/81 BS)	unit - 5000	Rs. 50000
Domestic Raw Material Used	**Quantity**	**Share of Domestic Raw Material to the total raw material used**
Raw Material 1: Ginger	35 MT	100 percent
Cost of Total Raw Material (Rs)	1.6 crores	
Sourcing methodology of raw material used:	Direct purchase from supplier	
Availability of raw Material	Easily available in market	
Raw Material Efficiency:	65 percent	
Major Problems faced by industry	Electricity, market, Transport, Raw materials	
Contact Information	Name: Phone Number: Email:	

Name of Industry:	The Organic Valley Pvt. Ltd.	Date of Establishment: 2069 BS
Address:	Province: Karnali District: Surkhet	Municipality: Chhinchu
Type of Industry	Manufacture of food Production	
Size of Industry	Medium	
Capital of Industry:	30.4 crores	

Type of Ownership	Joint venture with Foreign investments	
Name of major Products	**Annual Production Capacity:**	**Production in 2080/81**
Product 1: Dehydrated Ginger Powder	70 MT	44 MT
Product 2: Ginger Powder	26 MT	15 MT
Product 3: Candy	10 MT	5 MT
Value of annual outputs (2080/81 BS)	3.5 crores	
Number of employment generated	22	Skilled: , Semi-skilled: Unskilled: , Clerical:
Electricity Consumption/Cost (2080/81 BS)	unit - 45000	Rs. 450000
Domestic Raw Material Used	**Quantity**	**Share of Domestic Raw Material to the total raw material used**
Raw Material 1: Ginger	90 MT	100 percent
Cost of Total Raw Material (Rs)	1.6 crores	
Sourcing methodology of raw material used:	Direct purchase from supplier	
Availability of raw Material	Easily available in market	
Raw Material Efficiency:	60 percent	
Major Problems faced by industry	Electricity, market, Transport, Raw materials	
Contact Information	Name: Ramesh Shahi Phone Number: 986032145 Email:	

Name of Industry:	**H Plant Pvt. Ltd.**	**Date of Establishment: 2070 BS**
Address:	Province: Karnali District: Humla	Municipality: Darma
Type of Industry	Manufacture of Herbal Processing	
Size of Industry	Medium	
Capital of Industry:	Rs. 10 crores	
Type of Ownership	Joint venture with foreign investments	
Name of major Products	**Annual Production Capacity:**	**Production in 2080/81**
Product 1: Essential Oil	20000 Ltr	14000 Ltr
Product 2: Herbal Tea	14 MT	14 MT
Value of annual outputs	2.6 crores	

(2080/81 BS)		
Number of employment generated	21	Skilled: , Semi-skilled: Unskilled: , Clerical:
Electricity Consumption/Cost (2080/81 BS)	unit - 5000	Rs. 50000
Domestic Raw Material Used	**Quantity**	**Share of Domestic Raw Material to the total raw material used**
Raw Material 1: Ginger	105 MT	100 percent
Cost of Total Raw Material (Rs)	1.8 crores	
Sourcing methodology of raw material used:	Direct purchase from supplier	
Availability of raw Material	Easily available in market	
Raw Material Efficiency:	60 percent	
Major Problems faced by industry	Electricity, market, Transport, Raw materials	
Contact Information	Name: Phone Number: Ngyalbo Gurung Email:	
Name of Industry:	H. Plant Pvt ltd	Date of Establishment: 2070 BS
Address:	Province: Karnali District: Mugu	Municipality: Shreenagar
Type of Industry	Manufacture of food Production	
Size of Industry	Medium	
Capital of Industry:	Rs. 8.6 crores	
Type of Ownership	Joint venture with foreign investments	
Name of major Products	**Annual Production Capacity:**	**Production in 2080/81**
Product 1: Essential Oil	8000 Ltr	5000 Ltr
Product 2: Herbal Powder	40 MT	35 MT
Product 3: Herbal Soup	20 MT	5 MT
Value of annual outputs (2080/81 BS)	4.8 Crore	
Number of employment generated	18	Skilled: , Semi-skilled: Unskilled: , Clerical:
Electricity Consumption/ Cost (2080/81 BS)	unit - 3500	Rs. 35000
Domestic Raw Material Used	**Quantity**	**Share of Domestic Raw Material to the total raw material used**
Raw Material 1: Herbs	120 MT	100 percent
Cost of Total Raw Material	Rs. 2.6 crores	

Sourcing methodology of raw material used:	Direct purchase from supplier	
Availability of raw Material	Easily available in market	
Raw Material Efficiency:	65 percent	
Major Problems faced by industry	Electricity, market, Transport, Raw materials	
Contact Information	Name: Phone Number: Ajaya Singh Email:	

Name of Industry:	**Pathivara Traders**	**Date of Establishment: 2023AD**
Address: Province: Koshi, District: Jhapa, Municipality: Birtamode		
Type of Industry	Manufacture of Ayurvedic Medicine	
Size of Industry	Small	
Capital of Industry:	Rs. 50000000	
Type of Ownership	Private Limited	
Name of major Products	**Annual Production Capacity:**	Production in 2080/81:
Product 1: Cardamom	2500 Kg	2500 Kg
Value of annual outputs (2080/81 BS)	Rs 5000000	
Number of employment generated	3	Skilled: , Semi-skilled: Unskilled: , Clerical:
Electricity Consumption /Cost (2080/81 BS)	Unit:1000	Rs:90000
Domestic Raw Material Used	**Quantity (2080/81)**	**Share of Domestic Raw Material to the total raw material used**
Raw Material 1: Cardamom	----------	100 percent
Raw Material 2: Herbs		100 percent
Cost of Total Raw Material	Rs 2500000	
Sourcing methodology of raw material used:	Direct purchase from supplier	
Availability of raw Material	Available But not Easy	
Raw Material Efficiency:	98 percent	
Major Problems faced by industry	Labor, Transportation, Market	
Contact Information	Name: Sangita Chimariya Phone Number: 9862687366 Email:	

Name of Industry:	Baraha Herbal Industry	Date of Establishment: 2074
Address: Province: Koshi, District: Morang, Municipality: Biratnagar		
Type of Industry	Manufacture of herbal products	
Size of Industry	Small	
Capital of Industry:	Rs 500000	
Type of Ownership	Proprietorship	
Name of major Products	**Annual Production Capacity:**	**Production in 2080/81**
Product 1: Hair oil	6000 piece	6000 piece
Product 2: Hair shampoo	18000 piece	18000 piece
Product 3:Ficial	6000 piece	6000 piece
Product 4: Facepack	24000 piece	24000 piece
Value of annual outputs (2080/81 BS)	Rs 2000000	
Number of employment generated	5	Skilled:2 , Semi-skilled: 2 Unskilled: Clerical: 1
Electricity Consumption /Cost (2080/81 BS)	Unit: 2000	Rs. 20000
Domestic Raw Material Used	**Quantity (2080/81)**	**Share of Domestic Raw Material to the total raw material used**
Raw Material 1: Onion & Ginger	300 kg	100 percent
Raw Material 2: Neem & Tulshi	500 kg	100 percent
Raw Material 3: Almond	30 kg	100 percent
Raw Material 4: Karipatta	500 kg	100 percent
Raw Material 5: Bhrami	300 kg	100 percent
Cost of Total Raw Material	Rs 400000	
Sourcing methodology of raw material used:	Through Quotation	
Availability of raw Material	Available in market but not easily	
Raw Material Efficiency:	80 percent	
Major Problems faced by industry	Raw material, Market , Bank loan, Labou, Electricity	
Contact Information	Name: ..... Phone Number: 9842186248 Email: baraha_herbs@gmail.com	

Name of Industry:	Angam Ayurabed Industry	Date of Establishment: 2048
Address:	Province: Koshi District: Morang	Municipality: Biratnagar
Type of Industry	Manufacture of herbs products	
Size of Industry	Small	
Capital of Industry:	300000	
Type of Ownership	Proprietorship	
Name of major Products	**Annual Production Capacity:**	**Production in 2080/81**
Product 1: Shampoo	5000 bottles	4000 bottles
Product 2: Hair Oil	5000 bottles	4500 bottles
Value of annual outputs (2080/81 BS)	Rs. 4500000	
Number of employment generated	3	Skilled: 2, Semi-skilled: 1 Unskilled: Clerical:
Electricity Consumption /Cost (2080/81 BS)	Unit: 1500	Rs. 15000
Domestic Raw Material Used	**Quantity (2080/81)**	**Share of Domestic Raw Material to the total raw material used**
Raw Material 1: Amala	400 KG	100 percent
Raw Material 2: Jatamashi	300 KG	100 percent
Raw Material 3: Shikakai	300 KG	100 percent
Raw Material 4: Rittha	200 KG	100 percent
Raw Material 5: Silajit	2 KG	100 percent
Cost of Total Raw Material	Rs 2200000	
Sourcing methodology of raw material used:	Direct purchase from suppliers	
Availability of raw Material	very difficult	
Raw Material Efficiency:	75 percent	
Major Problems faced by industry	Raw material, Market,Bank loan	
Contact Information	Name: Jayakamal Agrawal Phone Number: 9852020102 Email: jayakamalagrawal@gmail.com	

2.5 Animal/Poultry Feeds

2.5.1 Background

The animal and poultry feed sector in Nepal is witnessing growth, fueled by a rising demand for livestock products and government efforts to encourage animal husbandry.Despite ongoing challenges such as low agricultural productivity, the industry is experiencing technological advancements and a notable shift towards the utilization of locally sourced feed ingredients.





The animal and poultry feed sector employs a wide variety of raw materials to formulate balanced and nutritious diets. These materials can be generally classified into energy sources, protein sources, and other vital components such as vitamins and minerals. Typical examples encompass grains (corn, wheat, barley), oilseeds (soybeans), and numerous by-products from agricultural and food processing sectors.

2.5.2 Number of Industries

As per the information released by the Department of Industry, there exist 72 industries engaged in the production of animal and poultry feeds. Of these, one-third are located in Bagmati Province, with Madhesh, Lumbini, Koshi, and Gandaki Provinces having 16, 15, 12, and 5 animal feed industries, respectively. Furthermore, the data from the Department of Industry indicates that there are no such industries present in Karnali and Sudurpaschim Provinces.

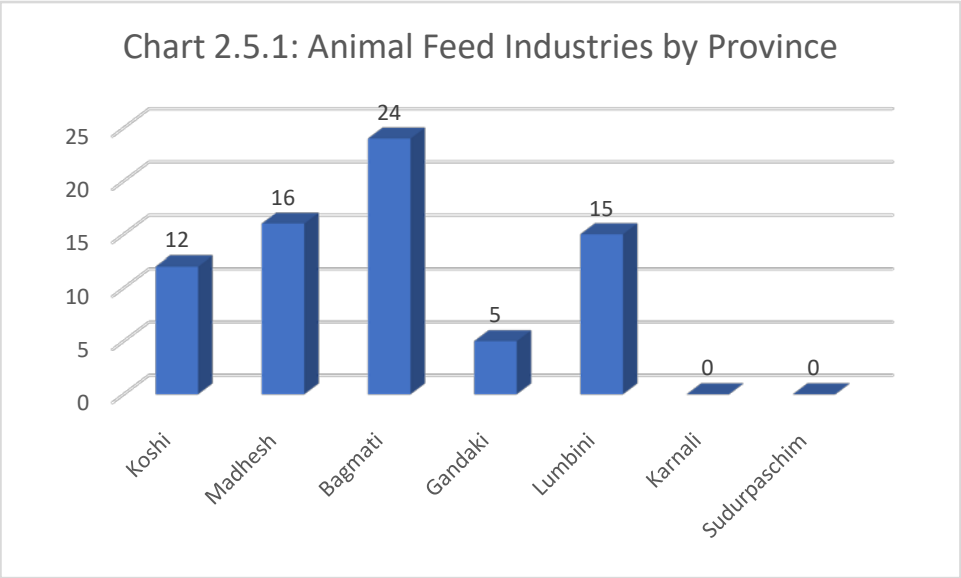

Table: 2.5.1 List of Animal/ Poultry Feeds Industries

SN	Industry Name	Registration Date	Province	District	Total Capital (Rs in Mln)	Product & Annual Capacity	Employment	Contact/ KVA
1	Bhadrakaliintegrated Firmpvt.Ltd	2054	Bagmati	Kathmandu	21.8	Hachery And Feedproduction Egg - 2187000 , Hachery Andfeed Production Meat46080 Kg	30	
2	Gautam Feedindustries pvt.Ltd	2054	Gandaki	Nawalparasi	20	Feed Supplement, Animal Feed 3285mt	21	
3	Nepal Wellhope Agri-Tech Company Pvt. L.	2062/63	Bagmati	Chitwan	130	Feeds Mash Feed 21000 Mt, Pellet Feed 39000 Mt	100	
4	Nuva Proteins Pvt.Ltd	2063/64	Madhesh	Parsa	48.79	Animal Feed 600 Mt,Pourty Feed , Fish Feed 300 Mt	17	Laxmi Kumari
5	S. Poultry Pvt.Ltd	2064/65	Koshi	SUNSARI	44	Chicken Feed 18000 Mt	50	Shiva Pd Ghimire
6	Reliable Multiple Industries Pvt.Ltd.	2065/66	Bagmati	Kathmandu	560	Feed Supplement, Animal Feed 3285mt		Satya Narayan Bahety
7	Nefeel Feed Industries Pvt.Ltd	2066/67	Koshi	MORANG	220	Mash Feed - 480000 Mt, Pellet Feed 24000 Mt	98	Mr Bijaya Gajananda Baidya
8	Sidhartha Pellet Feed Pvt.Ltd	2066/67	Bagmati	MAKWANPUR	95	Pellet Feed 30000 Mt (Poultry And Cattle)	69	Mr Narayan Hari Khatri
9	Om Charobiro Feed Industries Pvt.Ltd	2064/65	Madhesh	Bara	92.2	Feed -50000 Mt	42	Pradip Kumar Rungata
10	Triveni Feed Industries Pvt.Ltd	2066/67	Madhesh	BARA	200	Mash Feed - 60000mt, Pellet Feed 21000mt	112	Mr Subhash Chandra Sanghai
11	Suprime Feed Pvt.Ltd	2066/67	Koshi	SUNSARI	180	Mash Feed 55000mt, Pelletfeed20000 Mt	112	Mr Gaurav Sarada
12	Fine Feeds Industry Pvt.Ltd	2067/68	Bagmati	Chitwan	130	Boiler Feed 7000 Mt, Pellet Form Layer Feed 4000mt	30	Devendra Shrestha
13	Nuva Protins Shakha Udyog1	2067/68	Madhesh	Parsa	20	Pallet Feed 3000mt, Mash Feed 1500 Mt	54	Laxmi Kumari

SN	Industry Name	Registration Date	Province	District	Total Capital (Rs in Mln)	Product & Annual Capacity	Employment	Contact/ KVA
14	Star Feeds Industries Pvt.Ltd	2068/69	Madhesh	Bara	130	Mash Feed - 16000mt, Pellet Feed 44000mt	114	Rajesh Kumar Gupta
15	Bijaya Plates And Chemicals Pvt. Ltd.	2069/70	Lumbini	Kapilvastu	150	Mash Feed 24000 Mt, Pellet Feed 12000 Mt	125	Bikask Kedia
16	Nepal Wellhope Aggrigate Pvt. Ltd. Unit 1	2069/70	Koshi	MORANG	49.5	Pettet Feed 10000 Mt, Mash Feed 5000 Mt	85	
17	Mahalaxmi Salvent And Refinary Pvt. Ltd. Unit -1	2069/70	Madhesh	Bara	46.5	Pallet Feed 4000 Mt, Mash Feed 1000 Mt	55	Birendra Sanghai
18	Global Agro Products Pvt. Ltd.	2069/70	Bagmati	Chitwan	248	Maxed Feed-12000 Mt, Pallet Feed-24000 Mt	170	Basanta Poudel
19	Advance Nutritions Pvt.Ltd	2069/70	Madhesh	Bara	29.7	Feed Premix-2400,T	25	Simarjeet Singh
20	Poultry Feed & Feed Supplement	2069/70	Bagmati	Chitwan	245	Poultry Feed 33000mt	150	Tikaram Pokhrel
21	Om Charobiro Feed Industries Pvt.Ltd	2070/71	Koshi	MORANG	20	Mash Feed 18000 Mt, Pellet Feed 42000 Mt	151	Pradip Kumar Rungata
22	New Hope Agro Business	2070/71	Bagmati	Chitwan	150	Mash Feed 10000 Mt, Pellet Feed 30000 Mt	125	
23	Sun Feeds Pvt. Ltd.	2071/72	Koshi	SUNSARI	209.6	Poultry & Cattle Feeds (Pellet) 24000 M.T.	53	Sadananda Dev
24	Skylark Agro Pvt. Ltd.	2071/72	Bagmati	Chitwan	245	Poultry Feed 33000 Mt	60	Tikaram Pokhrel
25	Gorkha Feed Industries Pvt.Ltd.	2071/72	Madhesh	Bara	128.6	Poultry & Cattle Feeds (Pellet) 57600 M.T.	53	Satya Narayan
26	Bright Future Integrated Farmhouse Pvt.Ltd.	2071/72	Bagmati	Kavre	48	Mash Feed 5900 M.T., Pellet Feed 3000 M.T.	54	Shova Kumari
27	Rapti Feed Industries Pvt.Ltd.	2071/72	Lumbini	Dang	158.9	Poultry Feed 24000 M.T.	36	Dilli Raj Khanal
28	Him Dana Pvt. Ltd.	2071/72	Lumbini	Rupandehi	45.5	Mash Feed 6000 Mt, Pellet Feed 3000 Mt	25	
29	Apollo Feeds Pvt. Ltd.	2072/73	Bagmati	Chitwan	49	Poultry Feed (Pallet) 5000 M.T., Poultry Feed (Mash) 400 M.T.	13	Ishwor Pd Gautam
30	Khanal Feed Industries	2072/73	Lumbini	Rupandehi	240	Mash Feed 40800 M.T., Pellet Feed 26400 M.T.	34	Pradip Khanal
31	Booster Feed Industries Pvt. Ltd.	2072/73	Lumbini	Rupandehi	182	Poultry Feed (Pallet) 9000 M.T., Poultry Feed (Mash)1000MT	60	Gopal Tandan
32	Urban Pet Supply Nepal Pvt. Ltd.	2072/73	Bagmati	Lalitpur	10	Pet Feed 800 Mt	15	
33	Annapurna Agro Industries Pvt. Ltd.	2072/73	Lumbini	Rupandehi	245	Mash Feed 10000 M.T., Pellet Feed 22000 M.T.	60	Sabitra Tandan
34	Amarsiddhi Feed Industries Pvt.Ltd.	2072/73	Bagmati	Kathmandu	48	Mash Feed 5900 Mt, Pellet Feed 3000 Mt	34	Pralhad Bajgain
35	Agromix Industries Pvt. Ltd.	2072/73	Bagmati	Chitwan	210.8	Poultry & Cattle Feed (Pellet) 24000 Mt	53	Rishi Ram Poudel

SN	Industry Name	Registration Date	Province	District	Total Capital (Rs in Mln)	Product & Annual Capacity	Employment	Contact/ KVA
36	Daonne Feeds Pvt. Ltd.	2073/74	Lumbini	Rupandehi	150	Mash Feed 40800 M.T., Pellet Feed 26400 M.T.	34	Keshab Khadga
37	Himalayan Pet Products Company Pvt.Ltd.	2073/74	Madhesh	Bara	20	Animal Feed 21000 M.T.	25	
38	Ocb Foods And Feeds Pvt. Ltd. Branch Unit 2	2073/74	Madhesh	Bara	212	Poultry, Cattle, Fish Feed (Pellet) 90000 M.T., Feed Premix 30000 M.T.	53	Pradip Kumar Rungata
39	Green Feed Industries Pvt. Ltd.	2073/74	Madhesh	Dhanusha	245	Poultry, Cattle, Aqua Feed (Pellet) 90000 M.T.	53	Suresh Sarraf
40	Valley Agro Tech Pvt. Ltd	2074/75	Koshi	Jhapa	156.4	Poultry, Cattle, Fish Feed (Pellet) 30000 M.T.	53	
41	Kali Gandaki Feed Industry Pvt Ltd	2074/75	Gandaki	Syangja	2798.8	Poultry Feed Layers 69120 M.T., Poultry Feed Broilers 69120 M.T., Cattle Feed 34560 M.T.	300	
42	Shree Nagar Agri Tech	2074/75	Lumbini	Rupandehi	315	Poultry, Cattle, Fish Feed 45500 M.T.	69	
43	Nepal Wellhope Aggrigate Pvt. Ltd. Unit 2	2074/75	Lumbini	Banke	240	Mash Feed 6000 Mt, Pallet Feed 24000 Mt	100	
44	CG Agro Products Pvt Ltd	2074/75	Madhesh	Bara	44.6	Poultry, Cattle Feed 5400 M.T.	53	
45	Valley Agro Dana Pvt Ltd	2074/75	Bagmati	MAKWANPUR	48	Mash Feed 4000 Mt, Pallet Feed 8000 Mt	60	
46	Bright Feed Pvt Ltd	2075/76	Koshi	SUNSARI	140.2	Animal Feed 216000 Mt	28	
47	Baba Sunfeed Industry Pvt Ltd	2075/76	Koshi	MORANG	222	Mash Feed 5900 Mt, Pelet Feed 3000 Mt	34	
48	T & U International Pvt Ltd	2075/76	Bagmati	Chitwan	245.5	Animal Feed 110000 Mt	41	
49	Dai Bhai and Bimal Krishi Farm Pvt Ltd	2075/76	Madhesh	Rautahat	200	Animal Feed 12000 Mt	55	
50	P.B.T. West Pvt. Ltd.	2076/77	Lumbini	Banke	249.6	Pellet Feed 45000 M.T.	31	
51	Shree Pathibhara Daunne Feeds Pvt. Ltd.	2076/77	Koshi	SUNSARI	165	Animal Feeds (Pellet/Disc) 12000 M..T.	41	
52	Aashirbad Agro Feeds Industry Pvt. Ltd.	2077/78	Gandaki	Nawalparasi	247	Animal Feed (Pellet/Disc) 20000 M.T.	41	
53	Resham Agro Industries Pvt. Ltd.	2077/78	Gandaki	Kaski	473.6	Boiler Feeds 10220 M.T., Giriraj Feeds 1460 M.T., Parents Feeds 1460 M.T., Cattle Feed 1460 M.T.	150	
54	Bol Bom Feed Industries Pvt. Ltd.	2077/78	Madhesh	Bara	340	Animal Feed (Pellet/Disc) 73000 M.T.	55	
55	Janata Agro And Feed Pvt. Ltd.	2077/78	Gandaki	Nawalparasi	155	Animal Feed (Pellet/Disc) 24000 M.T.	45	
56	Kunlun Agriculture Science And Technology Company Nepal Pvt. Ltd.	2077/78	Bagmati	Chitwan	50	Animal Feed (Pellet, Crumble, Mash) 10000 M.T.	23	

SN	Industry Name	Registration Date	Province	District	Total Capital (Rs in Mln)	Product & Annual Capacity	Employment	Contact/ KVA
57	O.C.B. Pellet Feed Pvt. Ltd.	2077/78	Lumbini	Banke	615	Poultry Feed 80000 Mt., Fish Feed 20000 Mt., Cattle Feed 20000 Mt.	83	
58	Nepal Horizon International Pvt. Ltd.	2077/78	Bagmati	Chitwan	85	Animal Feed 14000 Mt	48	
59	Balaji Feed & Agriculture Pvt Ltd	2078/79	Madhesh	Sarlahi	162	Animal Feeds 20000 Mt.	56	750 KVA
60	Hill Solvet and Feed Pvt Ltd	2078/79	Bagmati	Chitwan	400	Animal Feed (Pellet/Disc) 45000 Mt.	70	1500 KVA
61	AnnaPurna Machha Dana Pvt Ltd	2078/79	Bagmati	Chitwan	765.3	Fish Feed 33500 Mt.	34	1000 KVA
62	AB Palete Feed Pvt Ltd	2078/79	Bagmati	Chitwan	314	Poultry And Cattle Feed 60000 Mt.	52	2000 KVA
63	Swargadwari Feed Industries Pvt Ltd	2078/79	Lumbini	Dang	297.6	Poultry & Cattle Feed 15000 Mt.	53	600 KVA
64	Krishna Agro Industries	2078/79	Bagmati	Chitwan	190	Animal Feeds(Cattle/Poultry/ Fish) 20000 Mt	45	750 KVA
65	Gauri Shankar Agro Industry Pvt Ltd	2079/80	Koshi	SUNSARI	150	Poultry Feed 10000 Mt., Cattle Feed 5000 Mt., Fish Feed 5000 Mt.	52	750 KVA
66	Madhya Paschim Feed Industry Pvt Ltd	2079/80	Lumbini	Banke	250	Cattle And Poultry Feed 26000 Mt.	79	1500 KVA
67	Aananda Dana Udhyog Pvt Ltd	2079/80	Lumbini	Rupandehi	200	Animal Feeds (Cattle/Poultry, Fish) 30000 Mt.	45	750 KVA
68	Baba Feed Industry Pvt Ltd	2079/80	Koshi	SUNSARI	248	Feed 75000 Mt	120	1200 KVA
69	Samunnat Sanjivani Agro Feed Pvt Ltd	2079/80	Bagmati	Chitwan	113	Poultry/Cattle Feed (Pallets Mash) 2950 Mt		
70	Ekata Agro Industries Pvt.Ltd.	2080/81	Lumbini	Dang	270	Animal (Cattle/Poulty) Feed 40000 Mt	81	
71	Budathoki Agro Family Farm Pvt.Ltd.	2080/81	Bagmati	Kavre	468.5	Chicken 364000 Nos, Pig 1950 Nos, Poulty Feed 1000 Mt	35	
72	Eco Feed Industries Pvtltd	2080/81	Madhesh	Mahottari	164	Feed 18000 MT	53	

3.5.2 Field Based Findings

These industries face a significant shortfall in both dry matter and total digestible nutrients (TDN) for animal feed. They uses local raw materials such as maize and soybean but its very difficult to know whether these material are domestic or imported.

The animal and poultry feed sector in Nepal encounters numerous challenges, such as elevated production costs, insufficient availability of quality feed components, absence of effective biosecurity protocols, outbreaks of diseases, and competition from less expensive imported feed. These factors lead to diminished productivity, heightened production expenses, and possible threats to public health.

According to the industrialists, almost all purchase raw materials directly from the market. and there could be deficiency of raw materials in the market. This deficiency is intensified by the low yield of local feed resources and the rising demand from an expanding livestock population. The problems they are facing are shortage of raw materials, bank loan, transportation and compete with imported animal feeds.

2.5.4 Animal/Poultry Feeds

Name of Industry:	**Khwopa Feed Pvt. Ltd.**	**Date of Establishment: 2009-05-04 AD**
Address: Province: Bagmati, District: Bhaktapur, Municipality: Bhaktapur		
Type of Industry	Manufacture of Animal/ Poultry feeds	
Size of Industry	Medium	
Capital of Industry:	Rs. 22 Crore	
Type of Ownership	Private Limited	
Name of major Products	**Annual Production Capacity:**	Production in 2080/81:
Product 1: Layers Feed	10000 ton	7000 ton
Value of annual outputs (2080/81 BS)	Rs 4.3 Crore	
Number of employment generated	19	Skilled: 3 , Semi-skilled:2 Unskilled:7 , Clerical:7
Electricity Consumption /Cost (2080/81 BS)	Unit: 30000	Rs:300000
Domestic Raw Material Used	**Quantity (2080/81)**	**Share of Domestic Raw Material to the total raw material used**
Raw Material 1: Maize	4000 ton	100 percent
Raw Material 2: Soya Doc	1300 ton	100 percent
Raw Material 3: Medicine	50 ton	50 percent
Cost of Total Raw Material	Rs. 2.4	
Sourcing methodology of raw material used:	Direct purchase from supplier	
Availability of raw Material	Easily Available in Market	
Raw Material Efficiency:	90 percent	
Major Problems faced by industry	Bank Loan	
Contact Information	Name: Paramananda Bhandari Phone Number: 9851207420 Email: paramanandabhandari@gmail.com	

Name of Industry:	Bishow Dana Udhyog Pvt. Ltd.	Date of Establishment: 2008 AD
Address: Province: Gandaki, District: Kaski, Municipality: Pokhara		
Type of Industry	Manufacture of animals/ poultry feeds	
Size of Industry	Small	
Capital of Industry:	Rs. 3700000	
Type of Ownership	Proprietorship	
Name of major Products	**Annual Production Capacity**	**Production in 2080/81**
Product 1: Feeds	2252000 Kg	2150000 Kg
Value of annual outputs (2080/81 BS)	Rs 86456500	
Number of employment generated	15	
Electricity Consumption /Cost (2080/81 BS)	Unit: 27560	Rs: 383540
Domestic Raw Material Used	**Quantity (2080/81)**	**Share of Domestic Raw Material to the total raw material used**
Raw Material 1: Corn	3350000 Ton	100 percent
Cost of Total Raw Material	Rs. 52100000	
Sourcing methodology of raw material used:	Direct purchase from supplier	
Availability of raw Material	Available in Market but not easy	
Raw Material Efficiency:	80 percent	
Major Problems faced by industry	Raw Materials	
Contact Information	Name: Khagda Bahadur Thapa, Phone Number: 9816600278 Email: ----------	

Name of Industry:	Sanikshya Dana Udhyog	Date of Establishment: 2065 BS
Address: Province: Gandaki, District: Kaski, Municipality: Pokhara		
Type of Industry	Manufacture of Animal/ Poultry Feeds	
Size of Industry	Small	
Capital of Industry:	Rs. 992500	
Type of Ownership	Proprietorship	
Name of major Products	**Annual Production Capacity**	**Production in 2080/81**
Product 1: Feeds	60000 Kg	53000 Kg
Value of annual outputs (2080/81 BS)	Rs 9000000	

Number of employment generated	3	
Electricity Consumption /Cost (2080/81 BS)	Unit: 3300	Rs: 46500
Domestic Raw Material Used	**Quantity (2080/81)**	**Share of Domestic Raw Material to the total raw material used**
Raw Material 1: wheat	64000 Kg	100 percent
Cost of Total Raw Material	Rs. 6000000	
Sourcing methodology of raw material used:	Direct purchase from supplier	
Availability of raw Material	Available but not Easy	
Raw Material Efficiency:	75 percent	
Major Problems faced by industry	Market	
Contact Information	Name: Narayan Prasad Acharya Phone Number: 06192981	

Name of Industry:	**Angel Feed Industry**	**Date of Establishment: 2070 BS**
Address: Province: Bagmati, District: Kathmandu, Municipality: Kathmandu		
Type of Industry	Manufacture of feeds Products	
Size of Industry	Small	
Capital of Industry:	1 crore	
Type of Ownership	Proprietorship	
Name of major Products	**Annual Production Capacity:**	**Production in 2080/81**
Product 1: Animal feed (Dana)	6000000 kg	3000000 kg
Value of annual outputs (2080/81 BS)	3.6 crore	
Number of employment generated	6	
Electricity Consumption/ Cost (2080/81 BS)	12000 unit	Rs. 120000
Domestic Raw Material Used	**Quantity**	**Share of Domestic Raw Material to the total raw material used**
Raw Material 1: Maize	250000 KG	100 percent
Raw Material 2: Husk	500 KG	100 percent
Raw Material 3: Wheat	15000 KG	100 percent
Cost of Total Raw Material	Rs. 1.9 Crore	
Sourcing methodology of raw material used:	Direct purchase from supplier	
Availability of raw	Easily available in market	

Material		
Raw Material Efficiency:	90 percent	
Major Problems	Electricity, market, Labour	
Contact Information	Name: Pushpa raj Sapkota Phone Number: 9851069366 Email: pushpasapkota@gmail.com	

Name of Industry:	**Annapurna Agro-Industry Pvt. Ltd.**	**Date of Establishment: 2063 BS**
Address: Province: Lumbini, District: Rupendehi, Municipality: Butwal		
Type of Industry	Manufacture of feeds Products	
Size of Industry	Large	
Capital of Industry:	35 cores	
Type of Ownership	Private Limited	
Name of major Products	**Annual Production Capacity**	**Production in 2080/81**
Product 1: Livestock feeds	5000 MT	2000 MT
Value of annual outputs (2080/81 BS)	101 Crore	
Number of employment generated	100	
Electricity Consumption/ Cost (2080/81 BS)	unit: 15,000	Rs. 150000
Domestic Raw Material Used	**Quantity**	**Share of Domestic Raw Material to the total raw material used**
Raw Material 1: Maize/ corn	1200 MT	70 percent
Raw Material 2: Soybean meal	150 MT	30 percent
Raw Material 3: Water Bran	80 MT	50 percent
Raw Material 4: Mustard/Cotton seed cake	600 MT	60 percent
Cost of Total Raw Material	60 Crore	
Sourcing methodology of raw material used:	Direct purchase from supplier	
Availability of raw Material	Easily available in market	
Raw Material Efficiency:	75 percent	
Major Problems	Electricity, market, Labour, Transportation, Bank loan	
Contact Information	Name: Rajkumar Parajuli Phone Number: 9857020209 Email: annapurnaagro90@yahoo.com	

2.6 Food Processing Industries

2.6.1 Background

This section includes profiles of different types of food processing industries. A total of 208 food processing industries are presented in this study. The selection was based on the raw materials they utilized. To facilitate this selection, a survey was conducted to gather information regarding the sources of raw materials used by these industries. Consequently, based on the data collected from the survey, these 208 industries were chosen for this research work.Industries that primarily relied on imported raw materials were excluded from this study.

As per the information presented in the report by the Department of Industry, the food processing sector is predominantly located in Bagmati Province, which hosts 64 industries. This is followed by Lumbini with 39 industries, Koshi with 34, Madhesh with 30, Gandaki with 25, and Sudurpaschim with 15 food processing industries. In contrast, Karnali Province has merely one such industry.

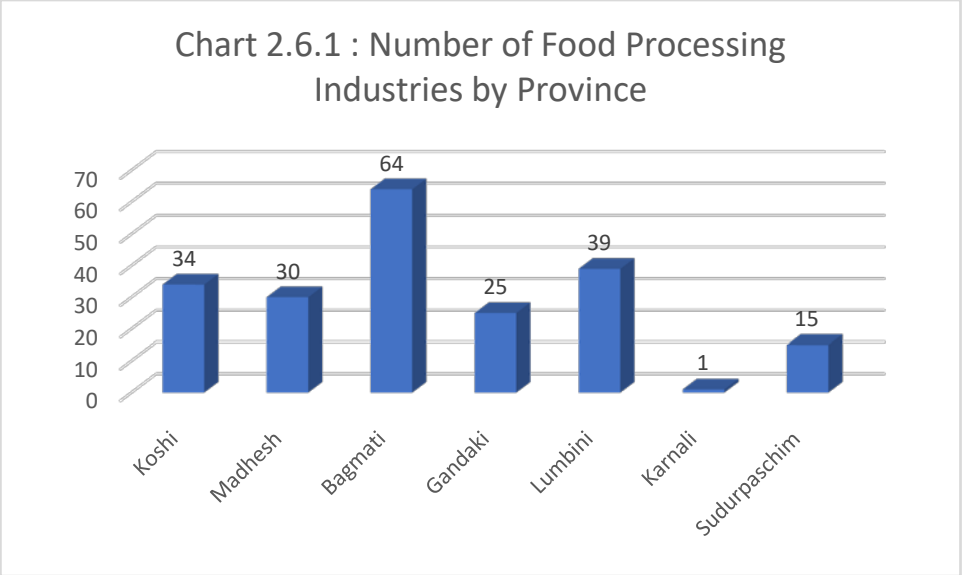

These includes rice and oil mills, bakery, Nepali Pickles, and meat and other food processing industries. The primary input for the Rice-mill is Paddy, which is grown and will be sourced from the local farmers within the operational area of the society.In Nepal, oil mills mainly rely on domestically cultivated oilseeds andimported crude oil as their primary raw materials. The most frequently imported raw materials consist of crude soybean oil, palmolein, sunflower oil, and palm oil. Mustard seeds serve as a major local source, while soybean, sunflower, and palm also play a role in the industry. Additionally, certain mills process other oilseeds such as groundnuts, cottonseed, rapeseed, and rice bran.

Likewise, the primary raw materials utilized in the bakery industry in Nepal consist of wheat flour (maida), sugar, yeast, and a variety of fats and oils.Other crucial components encompass flavorings, colors, and occasionally specialized powders such as coconut powder for particular products.





Wheat Flour (Maida): This is the main ingredient for the majority of baked items, including bread, cakes, and pastries. Nepal boasts a satisfactory level of domestic wheat production, ensuring its availability.

Yeast: This is an essential component for leavened products like bread, facilitating the rising process.

Fats and Oils: These are utilized for texture, flavor, and to prevent sticking. Common examples include butter, vegetable oil, and shortening.

Sugar: This ingredient is employed for sweetness and also serves as a nutrient source for yeast in certain applications.

Flavorings: Vanilla extract, fruit flavors, and other flavorings are incorporated to enhance taste.

Colors: Food coloring is applied to improve visual appeal, particularly in cakes and pastries.

Specialty Powders: Ingredients such as coconut powder are included in specific recipes to achieve distinct flavors and textures.

Table 2.6.1 List of Food Processing Industries

SN	Industry Name	Registration Date	Province	District	Total Capital (Rs In Mln)	Product & Annual Capacity	Employment
1	Anoml Foods Products Pvt.Ltd	2054-03-03	Koshi	Morang	25.0	Instant Noodles 15000000 Packets	50
2	Woodland Foods Products Pvt.Ltd	2054-12-31	Koshi	Sunsari	86.9	Instant Noodles 3000 Mt	64
3	Biddya International (Nepal) Pvt. Ltd.	2056-04-04	Koshi	Jhapa	65.7	Instant Noodles 300 Mt	35
4	Procerad Foods Pvt. Ltd.	2056-04-30	Bagmati	Kathmandu	195.0	Instant Noodles 1350 Mt	79
5	Asian Thai Foods Pvt. Ltd.	2056-09-07	Koshi	Sunsari	52.0	Instant Noodles 1200 Mt	50
6	Everest Noodles Pvt. Ltd.	2056-09-19	Gandaki	Kaski	0.0	Instant Noodles, 1275 Mt	
7	Him Shree Foods Pvt. Ltd.	2056-09-19	Gandaki	Kaski	142.1	Instant Noodles 5812 Mt	84
8	Himalayan Hygenic Snacks & Noodles Pvt.L	2056-10-13	Bagmati	Kavre	120.1	Instant Noodles 2700 Mt.	50
9	Astha Khadya Duyog Pvt.Ltd	2053-12-15	Bagmati	Chitwan	30.0	Flour, Maida Atta Suji 5320 Mt, Cokar 280 Mt	24
10	New Narayani Khadya Udyog Pvt.Ltd	2053-07-20	Bagmati	Chitwan	20.0	Rice And Oil Mill Rice 3000 Mt, Rice And Oil Mill Oil And Others 300 Kilo Ltr	22
11	Makawanpur Maida Mills Pvt. Ltd.	2055-08-22	Bagmati	Makwanpur	89.8	Flour, Maida 9000 Mt, Flour, Suji 750 Mt., Flour, Aata 2250 Mt., Flour, Chokar 2700 Mt	18
12	Kasturi Food Industry Pvt. Ltd.	2055-11-25	Bagmati	Makwanpur	80.4	Rice Mill Rice 6720 Mt., Rice Mill Kanika 300 Mt., Rice Mill Dhuto 1200 Mt.	73
13	Annapurna Maida Mill Pvt. Ltd.	2056-08-06	Koshi	Morang	49.6	Flour, Maida 6000 Mt., Flour, Aata 500 Mt,	54
14	Anupam Khadya Udyog	2054-03-25	Lumbini	Banke	50.0	Flour 3900 Mt, Flour Atta 600 Mt.	93
15	Goyanka Foods Pvt.Ltd	2054-03-01	Lumbini	Rupandehi	93.8	Flour 18000 Mt, Suji And Other 1500 Mt	54
16	Jaya Chyumgun Pvt.Ltd	2053-08-30	Koshi	Sunsari	22.8	Chewing Gum 300 Mt, Babulgum 'A' Grade 300 Mt, Babulgum 'B' Grade 30 Mt	52
17	Dhashu Foods Pvt.Ltd	2053-09-28	Bagmati	Lalitpur	30.0	Bakery Wheat Bread 765 M.T.	25
18	Jayakali Biscuit And Confectinary	2053-11-05	Koshi	Sunsari	60.0	Biscuit (Biscuit) 1500 Mt, Biscuit (Confectinary) 600 Mt	81
19	Sujal Foods Pvt.Ltd	2054-07-07	Koshi	Kaski	40.5	Biscuit, Different Types Biscuits A Grade Confectionery 200	76

SN	Industry Name	Registration Date	Province	District	Total Capital (Rs In Mln)	Product & Annual Capacity	Employment
20	Sujal Foods Pvt. Ltd. (Dairy Division)	2062/63	Gandaki	Kaski	113.0	Dairy Products (Milk, Curd, Icecream Etc.) 8408697 Litre	100
21	Sahasra Foods Product Pvt.Ltd	2054-11-05	Lumbini	Banke	35.5	Fast Food, Ready Made Foods 390 Mt	74
22	Greatwall Foods Stuffs Pvt.Ltd	2054-11-20	Bagmati	Kathmandu	7.6	Dairy, Curd 748 Kl	57
23	Rara Foods	2054-03-26	Bagmati	Bhaktapur	55.0	Fast Food, Ready Made Foods 1200 Mt	50
24	Anmol Biscuit And Foods Pvt.Ltd	2054-03-03	Koshi	Morang	15.1	Biscuit 750 Mt, Confectionery 300 Mt	30
25	Fishtail Foods Products Pvt.Ltd	2054-02-22	Gandaki	Kaski	25.0	Dry Meat And Meat Verities 325 Mt	0
26	Pokhara Foods Pvt.Ltd	2054-01-18	Gandaki	Kaski	42.2	Biscuit Production 1200 Mt	252
27	Barun Foods (Nepal) Pvt.Ltd	2054-02-15	Bagmati	Lalitpur	22.7	Potato Chips 240 Mt, Potato Wiper 120 Mt	70
28	Agro Industries	2056-06-26	Lumbini	Rupandehi	93.3	Tomato Juice Pyuri 4000 Mt, Tomato Ketchup And Othe 400 Mt	0
29	Krishi Anushandhan Bikash Kendra Pvt. Lt	2056-03-28	Madhesh	Bara	31.6	Dairy, Milk Processed 360 Kl, Dry Fruit 100 Mt	40
30	Organic Himalaya Pvt.Ltd	2054-12-06	Bagmati	Kavre	34.3	Dairy, Milk 50 Mt, Butter 18 Mt, Juice And Jam 150000 Litres	73
31	Prime Industry Pvt. Ltd.	2056-02-24	Bagmati	Makwanpur	65.7	Fast Food, Snacks Foods 750000 Carton	44
32	Rainbow Food Product Pvt. Ltd.	2056-03-09	Bagmati	Lalitpur	47.4	Meat, Sausage 950 Mt, Soyabin Product 50 Mt	10
33	Himal Agro Forestry Ind. Pvt.Ltd	2053-07-18	Bagmati	Kavre	20.0	Fruit Garde And Fruit Processing 150 Mt	30
34	Hetauda Dairy Industry Pvt. Ltd.	2055-08-20	Bagmati	Makwanpur	66.5	Dairy, Processed Milk 1300 Mt, Curd 426 Mt, Condensed Milk In Tin 1715 Mt	260
35	Nepoultry Pvt.Ltd	2055-03-30	Bagmati	Makwanpur	101.0	Meat Average 85350000 Rs.	90
36	Instant Meal Pvt.Ltd	2053-12-04	Bagmati	Chitwan	63.8	Instant Foods ( ) 4500 Mt	119
37	Chitwan Dugdha Prasodhan Ltd.	2054-09-02	Bagmati	Chitwan	144.3	Dairy, Podwer Milks 2310 Mt, Ghee 1044 Mt, Butter 333 Mt	89
38	Gautam Feed Industries Pvt.Ltd	2054-01-19	Gandaki	Nawalparasi	20.0	Feed Supplement, Animal Feed 3285 Mt	25

SN	Industry Name	Registration Date	Province	District	Total Capital (Rs In Mln)	Product & Annual Capacity	Employment
39	Everest Yak Chitra Pvt.Ltd	2053-08-24	Bagmati	Ramechhap	292.8	Dairy, Cheese And Butter (Cheese) 100 Mt, Dairy, Cheese And Butter (Butter) 35 Mt	48
40	Nepal Mahorowa Bakery Pvt.Ltd	2054-11-20	Bagmati	Kathmandu	14.0	Distillery, High Quality Bread 600 Mt	41
41	Wonder Product Of Nepal Pvt.Ltd	2061/62	Gandaki	Kaski		Fruit Juice 30000 Ltr.	8
42	Seno Nepal Bakery & Foods Pvt. Ltd.	2062/63	Bagmati	Kathmandu	3.5	Bakery 300 Mt	11
43	Ganapati Banaspati Pvt.Ltd	2055-03-26	Madhesh	Bara	250.0	Vegetable Ghee 12000 Mt, Refine Oil 8000 Mt	80
44	Instant Mill Pvt. Ltd. Unit-2	2062/63	Lumbini	Rupandehi	60	Nutrient Food 12000 Mt	219
45	Om Agro Product Pvt. Ltd.	2062/63	Madhesh	Bara	94.15	Rice 37350 Mt, Bran 3150 Mt, Kanika 4500 Mt	20
46	S Poultry Pvt.Ltd Branch Unit	2064/65	Koshi	Sunsari	6	Eggs -350000, Chicken 300000	12
47	Himalayan French Cheese Pvt.Ltd	2064/65	Bagmati	Kathmandu	2.42	Cheese 40000 Kg	8
48	Re-Join Quality Food Pt.Ltd	2064/65	Bagmati	Makwanpur	76	Meat Processing Product	46
49	Jaya Baba Floor Mill Pvt.Ltd	2064/65	Bagmati	Kavre	170	Wheat Floor 9000 T Suzi 750 Mt Oil Cake 4500 Mt	90
50	Jaya Baba Biscuits IndustriesPvt.Ltd	2064/65	Bagmati	Kavre	100	Bicuit 3000 Mt Cookies Bread Pastry 600 Mt	120
51	Mingda Food Product Pvt.Ltd	2064/65	Bagmati	Kathmandu	48	Sausages 500 Mt Dry And Product Meat 100 Mt	50
52	Himalayan Snax & Noodles Pvt.Ltd Branch	2064/65	Lumbini	Rupandehi	32.61	Extruded Product Cheese Ball &Cheese Rings 300 Mt	24
53	Sobogard A S Pvt.Ltd	2065/66	Bagmati	Bhaktapur	50	Arganic Vegetables, Fruits & Icecream	60
54	Mount Herbal & Machenary Pvt.Ltd	2065/66	Bagmati	Kathmandu	45	Herbal Tea 250 Mt	38
55	Golden Himalayan Meet Products	2065/66	Bagmati	Makwanpur	20	Frozen Buffalo Meat 801, Poultry Meat 150, Dry Meat 150mt	76
56	Jagadamba Foods	2065/66	Lumbini	Rupandehi	93	Instant Noodles 14500mt, Broken Noodels 500mt	42
57	Si Long Food Pvt.Ltd	2065/66	Bagmati	Kathmandu	10	Buffalo Meat Processing 427 Mt, Poultry 90 Mt Chicken, Goat	50
58	Jaya Bageswori Oil Refinery Udyog Pvt.Ld	2065/66	Lumbini	Banke	100	Refinery Oil 9000 Mt Fatty Acid 450 Mt	92
59	Gharana Foods Pvt.Ltd	2065/66	Lumbini	Rupandehi	149	Maida 21600 Mt, Suji 720 Mt Atta 3960 Mt, Bran 9000mt	30

SN	Industry Name	Registration Date	Province	District	Total Capital (Rs In Mln)	Product & Annual Capacity	Employment
60	Antartic Biscuit Pvt.Ltd	2065/66	Bagmati	Makwanpur	50	Biscuit - 7200mt	80
61	C Max Food Pvt.Ltd	2066/67	Koshi	Sunsari	20	Frozen Meat 1602mt, Dry Meat 534 Mt, By Prodct Bone Dust 727	130
62	Chandra Shiva Khadya Udyog Pvt.Ltd	2066/67	Koshi	Morang	49.5	Rice 18750 Nt, Bran 1500 Mt	43
63	Shu Manglam Foods Pvt.Ltd	2066/67	Bagmati	Lalitpur	48	Bread, Bun, Puff, Croissant Rusk 2500mt, Cookies 1000mt,Cake	65
64	Narayani Solvex Pvt.Ltd	2066/67	Koshi	Morang	200	Refined Vegetables Oil 1500mt, Crude Vegetbles Oil 75000mt	160
65	Gomati Foods Pvt.Ltd	2066/67	Koshi	Morang	48	Maida Flour 56670mt, Aata 720mt, Bran/Choker 1800mt, Suzi 630 Mt	55
66	Mahalaxmi Salvet & Refinery Pvt.Ltd	2066/67	Madhesh	Bara	240	Soyabean Oil 1600mt, Rive Bran Oil2400 Mt, Mustard Cake Oil	140
67	Shivashakti Agro Pvt.Ltd	2066/67	Madhesh	Bara	240	Steamed Rive Brown-6500mt, Broken Rice 6050 Mt,Bran4800 Mt	65
68	Kapilbastu Multi Agro Ind.Pvt.Ltd	2066/67	Lumbini	Kapilvastu	136	Rice -11550mt, Brokenrive2520, Ricebran1470, Ricehusk3308mt	59
69	Sujal Dairy Pvt.Ltd Shakha Udyog	2066/67	Bagmati	Makwanpur	92.3	Stnadard Processed Milk 2330000 Ltr, Curd 520000 Ltr, Butter	37
70	Gandaki International Pvt.Ltd	2067/68	Bagmati	Kathmandu	46	Honey Processing & Production 400 Tons	33
71	Dragon Agro Enterprise	2080/81	Lumbini	Dang	50	Processed Meat 28000 Kg, Silage And Hay 58000 Kg, Processed Herbs 300 Kg	51
72	Mai Vaiiey Agro Pvt.Ltd	2080/81	Koshi	Jhapa	158	Rice 22000 Mt, Beaten Rice740 Mt, Bhuja 300 Mt	43
73	Pranav Food Processing Industries	2080/81	Gandaki	Chitwan	440	Rice (Whole Grain) 25620MT, Broken Rice (Byproduct) 1200 MT, Rice Husk (By Product) 4500MT, Rice Bran 2200MT	78
74	Tejsu Food And Beverage	2080/81	Lumbini	Rupandehi	1.00E+03	Puff Corn Stick 600 Mt, Fruit And Vegetables 60000 Kl, Energy Drinks (Non Alcoholic) 15000 Kl, Daalmoth 1000 Mt, Namkin 1100 Mt, Potato Chips 750 Mt, Bhuja 1200 Mt	194
75	Global Industrial Park	2080/81	Lumbini	Banke	1.29E+03	Lunch Box Including Chola Bhature, Dosa, Rice, Dal, Noodles, Chaumine, Roti,	188

SN	Industry Name	Registration Date	Province	District	Total Capital (Rs In Mln)	Product & Annual Capacity	Employment
						Samosa, Salad Etc 500 MT, Dry Fruits 500 MT, Potato Hips 3000 MT, Pop Corn Stick 600 MT, Namkin 2400 MT, Dalmoth 1200 MT, Bhujia 1200 MT, Papad 1200 MT, Dried And Processed Nuts 500 MT, Pulse 1200 MT, Almonds 500 MT, Sweets Item 1700 MT	
76	Tezz Flour And Oil Industry	2080/81	Bagmati	Kathmandu	250	Maida 3000 Mt, Bran 1000 Mt, Suji 2000 Mt, Aata 4000 Mt	82
77	Agro Fruits Fuen	2080/81	Bagmati	Lalitpur	20	Turmeric Powder 10000 Kg, Individual Spice Powders And Spice Blends(Coriander Powder, Cumin Powder, Etc.) 10000 Kg, Ginger Powder 10000 Kg	29
78	M.S. Oil And Refinery Industries	2080/81	Madhesh	Parsa	456	Refined Sunflower Oil 7500 Mt, Mustard Oil 5000 Mt, Acid Oil/ Ffa 613 Mt, De Oiled Cake 8900 Mt, Rbd Palm/ Palmoeling Oil 5000 Mt, Refined Soyabean Oil 5000 Mt	137
79	Jay Badimalika Food Product And Suppliers	2080/81	Sudurpaschim	Kailali	199.5	Husk 4202 Mt, Broken Rice 713 Mt, Rice 15682 Mt, Rice Bran 1426 Mt	38
80	D.R. Multi Trade	2080/81	Gandaki	Nawalparasi	138.5	5 Broken Rice 428 Mt, Rice 9409 Mt, Husk 2221 Mt, Rice Bran 855 Mt	28
81	Popular Agro	2080/81	Sudurpaschim	Kailali	139.1	Broken Rice 570 Mt, Husk 3262 Mt, Rice Bran 1140 Mt, Rice 12545 Mt	39
82	Eco Arganic Farms Pvt.Ltd	2068/69	Bagmati	Kavre	35	Organic Cereals, Oil Crop 45 Mt, (Rice, Corn, Wheat, Soyaben	22
83	Gopal Flour Mill Pvt.Ltd	2068/69	Koshi	Sunsari	49.7	Maida 6100mt, Ataa 1100mt, Suji 300mt, Bran 2500 Mt	49
84	C.G.Foods Enterprises Pvt.Ltd	2068/69	Lumbini	Bardiya	247	Instant Noodles -8000mt, Broken Noddles Bhujiya 1500m	119
85	Natha Foods Industries Pvt.Ltd	2068/69	Madhesh	Parsa	49	Biscuit-4000mt, Bread, Cake, Rusk, Cookies - 900mt	38
86	Asian Biscuit & Confectonery Pvt.Ltd	2068/69	Koshi	Sunsari	140	Biscuit 9000mt	99
87	Siddhi Binayak Agro Industry Pvt.Ltd	2068/69	Lumbini	Rupandehi	200	Rice 15000mt, Broken Rice 3600mt, Bran 2100m	63

SN	Industry Name	Registration Date	Province	District	Total Capital (Rs In Mln)	Product & Annual Capacity	Employment
88	N. P. Foods Pvt. Ltd.	2069/70	Bagmati	Bhaktapur	49.9	Extruded Snacks (Such As Cheese Balls, Cheese Rings Etc.)-900 Mt. Fried Snacks (Such As Kurkure Type, Potato Chips Etc)-900 Mt. Roasted Snacks (Such As Popcorns, Pallets Etc.)-700 Mt	60
89	Organic Mountain Flavour Pvt. Ltd.	2069/70	Karnali	Surkhet	20.4	Dehydrated Ginger-70 Mt, Ginger Powder-26 Mt, Ginger Candy-10 Mt	27
90	Yama Cheese Factory Pvt. Ltd	2069/70	Gandaki	Pokhara	5	Cheese 30MT	22
91	Chokgum Noodles Pvt Ltd	2070/71	Bagmati	Lalitpur	25	Noodels 2000 MT	40
92	Sichuan Noodle Pvt. Ltd	2070/71	Bagmati	Lalitpur	35	Noodles 2100 MT	40
93	Hao Kouwei Pvt.Ltd	2072/73	Bagmati	Kathmandu	10	Snacks (Cheese Balls, Cheese Rings, Chips, Pallets) 210 M	16
94	Mahalaxmi Multi Agro Industries Pvt.Ltd.	2072/73	Lumbini	Kapilbastu	46	White Rice 3360 M.T., Chiura (Beaten Rice)	19
95	Shiv Shakti Snackfoods Pvt. Ltd	2072/73	Gandaki	Chitwan	246	Instant Noodles 12600 Mt	190
96	Asian Thai Foods Pvt. Ltd. Branch Unit 1	2072/73	Gandaki	Nawalparasi	240	Noodles 10000 M.T., Cheese Balls 500 M.T., Various Snacks & Puffed Snacks Such As Bhujia, Namkin, Potato Chips, Chicken Crackers Etc. 1000 M.T	89
97	Arati Agro Pvt.Ltd.	2073/74	Gandaki	Nawalparasi	240	Rice 19584 Mt, Bro Kem Rice (By Product) 4992 Mt, Bran (By Product) 4992 Mt, Husk (By Product) 4992 Mt	81
98	Jayshree Oods Pvt. Ltd. Branch Unit-2	2073/74	Gandaki	Nawalparasi	45.6	Beaten Rice	19
99	Siddhi Vinayak Snacks And Noodles Pvt. Ltd.	2073/74	Gandaki	Nawalparasi	79.6	Instant Noodels 4000 Mt	112
100	Mittal Agro Pvt. Ltd.	2073/74	Koshi	Jhapa	230	Maida 38200 M.T., Suji 6600 M.T., Atta 6600 M.T., Bran/Chokar 13200 M.T., Rice 8000 M.T., Dal/Pulse 2000 M.T.	80
101	Heng Yun Meat Processing Company Pvt. Ltd.	2073/74	Bagmati	Lalitpur	20	Snaks (Cheese Balls, Cheese Rings, Potato Chips, Pallets Kurkure Type Snacks Etc. 300 Mt	30

SN	Industry Name	Registration Date	Province	District	Total Capital (Rs In Mln)	Product & Annual Capacity	Employment
102	Britannia Nepal Pvt. Ltd.	2073/74	Madhesh	Bara	1110	Biscuits & Bakery 14000 Mt	345
103	Hauxing Food Factory Pvt. Ltd.	2073/74	Bagmati	Kathmandu	10	Noodles 750 M.T	25
104	Bipana Incorportation Pvt. Ltd.	2074/75	Koshi	Khotang	210	Peanut Butter 10500 Kg	45
105	Cracker And Paker Pvt. Ltd	2074/75	Bagmati	Kathmandu	104	Potato Crackers 100000 Kg., Potato Chips 100000 Kg., Ring Chips 100000 Kg., Pasta Chips 100000 Kg., Chanachur/Namkeen 100000 Kg.	10
106	Himadri Foods Pvt. Ltd	2074/75	Bagmati	Kavre	240	Snacks (Cheese Balls, Cheese Rings, Chips, Pallets. Kurkure Type Snacks Etc.) 3000 Mt, Bakery Product (Donut, Bread Criosissant Cake Pestry, Cinnamon Roll, Pie Etc. (2000 Mt)	120
107	C.G.Foods Pvt.Ltd	2074/75	Koshi	Sunsari	247.5	Instant Noodles 10000 Mt, Broken Noodles 1500 Mt, Extruded Snacks (Cheese Ball, Choco Balls, Tomato Balls Etc.) 1000 Mt	190
108	Moonlight Food Industry Pvt. Ltd	2074/75	Bagmati	Kavre	5	Biscuits 150 MT	15
109	Shitala Food Products	2074/75	Lumbini	Kapilbastu	20	Snacks (Dalmoth) 500 Mt	40
110	Yamasho Pvt. Ltd	2074/75	Bagmati	Kathmandu	5.5	Oil 2 Mt, Cotton 10mt	0
111	Aamprali Beverages Pvt. Ltd	2074/75	Madhesh	Mahotari	180	Juice 6000 KL	71
112	Bikash Flour Mill Udhyog Ltd	2074/75	Lumbini	Bake	245	Rice 16976 M.T., Beaten Rice 3000 M.T., Multigrain Atta (Maize, Dalia, Besan) 3000 M.T., Chakki Atta 7500 M.T	47
113	Aarava Nepal Morden Agriculture Company Ltd	2074/75	Gandaki	Lamjung	66.2	Pasteurised Skimmed Milk 320000 Litre, Youghourt 40000 Litre, Icecream 10 Kl, Ghee 10 M.T., Butter 10 M.T., Paneer 10 M.T.	29
114	Ostrich Nepal Pvt Ltd	2075/76	Lumbini	Rupandehi	742	Osthrich Meat 450 Mt, Ostrich Streak 90 Mt, Ostrich Chicks 26000 Nos	47
115	Kalika Refinery Pvt Ltd	2075/76	Gandaki	Nawalparasi	564	Palm Oil 16500 MT, Soyabean Oil 33000 MT, Sunflower Oil 16500 MT, Rice Bran Oil 9900 MT	110
116	Nehone Bakery Pvt Ltd	2075/76	Bagmati	Kathmandu	10	Bakery Products 150 Mt	25

SN	Industry Name	Registration Date	Province	District	Total Capital (Rs In Mln)	Product & Annual Capacity	Employment
117	Premier Food And Beverage Pvt Ltd	2075/76	Bagmati	Chitwan	150	Chips 365 Mt, Snacks 390 Mt, Extruded Snacks 215 Mt	65
118	Probiotech Industry Pvt Ltd	2075/76	Madhesh	Parsa	222.5	Daal 25800 Mt, Aata 4500 Mt	47
119	Him Shree Foods Western Nepal Ltd	2075/76	Lumbini	Bardiya	620	Noodles 5785 MT	189
120	Khajurico Nepal Pvt Ltd Branch 3	2075/76	Bagmati	Makwanpur	30	Puff Pastry 200 Mt	34
121	Dugar Edibles Pvt. Ltd.	2076/77	Koshi	Morang	150	Tomato Ketchup 200 M.T., Fruit Jam 120 M.T., Corn Flakes 500 M.T., Rosted Nuts 30 M.T., Pickle 550 M.T.	90
122	Maruti Food Park Pvt. Ltd.	2076/77	Gandaki	Nawalparasi	480	Rice 33840 M.T., Brokchen Rice (By Product) 10800 M.T., Bran (By Product)7920 M.T., Rejected Rice (By Product) 2160 M.T., Husks (By Product) 15120 M.T.	42
123	Janakpur Fefineries Pvt. Ltd.	2076/77	Madhesh	Dhanusha	500	Refined Soyabean Oil 12000 M.T., Refined Sunflower Oil 12000 M.T., Refined Palmolein Oil 12000 M.T., Fatty Acid/Acid Oil (By Product) 1260 M.T.	49
124	Zheng Long Kong Bakery Pvt. Ltd.	2076/77	Bagmati	Lalitpur	10	Bakery Items (Bread, Cake, Pastries Etc.) 100 Mt	18
125	Saurav Oil Mill	2077/78	Lumbini	Banke	241.2	Mustard Oil 6000 M.T., Anise Oil 4000 M.T., Sesame Oil 160 M.T., Sunflower Oil 160 M.T., Almonds Oil 180 M.T., Pulses Different Types 14400 M.T., Deoiled Cake (Doc) 9800 M.T.	82
126	Saubhagya Diet Food Industries Pvt. Ltd.	2077/78	Koshi	Morang	128.5	Biscuit 500 M.T., Cookies 100 M.T.	29
127	Surya Food And Beverages Pvt. Ltd.	2077/78	Koshi	Jhapa	214.9	Energy Drink (Nonalcoholic) 1560000 Liters, Fruit Juice 360000 Liters, Dry Fruit Drink 259200 Liters, Ice Lollypop 360000 Liters	53
128	Crazy Mexican Food Pvt. Ltd.	2077/78	Bagmati	Lalitpur	50	Corn Chips 15000 Kg, Corn Biscuits 7500 Kg, Corn Cakes 6000 Kg, Corn Bread 4000 Kg, Mexican Salsa 2000 Kg, Mexican Refried Beans 1800 Kg, Enchilladas	19

SN	Industry Name	Registration Date	Province	District	Total Capital (Rs In Mln)	Product & Annual Capacity	Employment
						1000 Kg, Corn Flour 8000 Kg	
129	Premier Khadya Tel Udyog Pvt.Ltd.	2077/78	Koshi	Morang	233.8	Rbd Palm/Palmoelin 4000 M.T., Refined Soyabean Oil 4000 M.T., Refined Sunflower Oil 2000 M.T., Acid Oil (By Product) 300 M.T.	48
130	Tattva Farms Pvt.Ltd.	2077/78	Gandaki	Nawalparasi	263.6	Sakhkar 2160 M.T., Bheli 2160 M.T.	41
131	Shreejee Foods Pvt.Ltd.	2077/78	Lumbini	Rupandehi	370	Dal/Pulse 11760 M.T., Chunni, Bhusa (By Product) 3136 M.T.	55
132	Namaste Agro Industries Pvt. Ltd.	2077/78	Madhesh	Parsa	300	Dal/Pulse (Arhar, Mass, Channa, Mahar, Mashur) 24000 M.T., Chunni, Bhusa (By Product) 5100 M.T.	106
133	Sunshine Foods Pvt.Ltd.	2077/78	Lumbini	Rupandehi	222.5	Rbd Palm/ Palmoelin Oil 3000 Mt., Refined Soyabean Oil 3000 Mt., Refined Sunflower Oil 3000 Mt., Mustard Oil 1000 Mt., Deoiled Cake (By Product) 1777 Mt., Acid Oil (By Product) 270 Mt., Plastic Container (Captive Use) 100 Mt., Tin Container 500 Mt.	48
134	South Asian Beverages Pvt. Ltd.	2077/78	Madhesh	Parsa	1000	Fruit & Vegetable Juice (Carbonated & Noncarbonated) 60000 Kl., Nonalcoholic Energy Drink (Carbonated & Noncarbonated) 15000 Kl., Carbonated Soda/Tonic Water/Sports Beverages 25000 Kl., Mineral Water 50000 Kl., Milk Based Beverages 25000 Kl.	194
135	O.C.B. Processing Industries Pvt. Ltd.	2077/78	Koshi	Morang	390	Dal/Pulse 40000 Mt., Chunni, Bhusa (By Product) 7060 Mt.	81
136	Janakpur Agro Farm Pvt. Ltd.	2077/78	Madhesh	Dhanusha	1042	Eggs 129405097 Pieces, Retired Birds 250000 K.G., Organic Fertilizer 8720362 K.G.	350
137	The Organic Valley Pvt. Ltd.	2077/78	Bagmati	Lalitpur	20	Dried Ginger 40 M.T., Turmeric Powder 15 M.T., Buckwheat Powder 35 M.T., Coffee 10 M.T.	20
138	Arambha Agro Industries Pvt. Ltd.	2077/78	Lumbini	Dang	135	Ginger Slice 500 M.T., Ginger Candy 200 M.T., Turmeric Slice 500 M.T.	29
139	Himalayan	2077/78	Bagmati	Makwanpur	350	Frozen Buffalo Meat 6008	80

SN	Industry Name	Registration Date	Province	District	Total Capital (Rs In Mln)	Product & Annual Capacity	Employment
	Product Industries Pvt. Ltd.					Mt, Raw Bone 1575 Mt	
140	Swastik Rice And Dal Mills Pvt. Ltd.	2077/78	Koshi	Morang	363	Rice 18951 Mt., Dal 500 Mt., Broken Rice (By Product) 6048 Mt., Bran (By Product) 4435 Mt., Rejected Rice (By Product) 1210 Mt., Husks (By Product) 8467 Mt., Broken Dal (By Product) 36 Mt., Bhusi (By Product) 48 Mt.	37
141	Liom Son Meat Manufacturing Pvt Ltd	2078/79	Lumbini	Bardiya	150	Frozen Buffalo Meat 1600 Mt, Dry Buffalo Meat 400 Mt	65
142	KB Agro And Research Pvt Ltd	2078/79	Bagmati	Dhading	498.7	Processed Meat (Salami And Sausage) 8760 Mt.	71
143	Mahabir Agro Product Pvt Ltd	2078/79	Madhesh	Parsa	620	Rice 77000 Mt., Beaten Rice 20000 Mt., Bhuja 10000 Mt., Soyabodi 10000 Mt.	102
144	Siddhilaxmi Food Pvt Ltd (Chamal And Daal)	2078/79	Gandaki	Nawalparasi	1130	Rice 33840 Mt, Dal/Pulse (Arhar, Mass, Channa, Mugn, Kerau, Mashur) 9600 Mt., Broken Rice (By Product) 10800 Mt.,	224
145	Siddhilaxmi Food Pvt Ltd (Oil)	2078/79	Gandaki	Nawalparasi	1730	Rbd Palm/Palmoelin Oil 30000 Mt., Refined Soyabean Oil 30000 Mt., Refined Sunflower Oil 30000 Mt., Mustard Oil 7000 Mt., Acid Oil 2700 Mt., Mustard Cake 13000 Mt.	253
146	Nikita Oil & Refinery Pvt Ltd	2078/79	Madhesh	Bara	967	Hydrogenated Vegetable Ghee 5000 Mt, Refined Soyabean Oil/Refined Sunflower Oil/Rbd Palm & Pralmorelin Oil 50000 Mt, Mustard Oil 20000 Kl, Oil Cake(By Product) 29000 Mt, Plastic Container (For Own Use) 1000 Mt, Tin Container(For Own Use) 1500 Mt, Acid Oil (By Product) 1200 Mt	89
147	Abc Oil Industries Pvt Ltd	2078/79	Koshi	Sunsari	580	Refined Soyabean Oil 30000 Mt., Refined Sunflower Oil 15000 Mt., Refined Palm Oil 15000 Mt., Acid Oil 1800 Mt.	60
148	Shivam Veg Oil Pvt Ltd	2078/79	Madhesh	Parsa	750	Vanaspati Ghee And Refined Oil(Soyabean, Sunflower, Rbd Palm, Mustard Oil, Palmolein)	72

SN	Industry Name	Registration Date	Province	District	Total Capital (Rs In Mln)	Product & Annual Capacity	Employment
						90000 Mt, Acid Oil 1350 Mt, Tin Container 10000 Mt, Plastic Jar 4000 Mt	
149	Shivashakti Oil And Fats Pvt Ltd	2078/79	Madhesh	Bara	500	Refined Soyabean Oil 30000 Mt., Refined Sunflower Oil 30000 Mt., Acid Oil 1800 Mt.	60
150	Rmc Foods Pvt Ltd	2078/79	Madhesh	Bara	300	Rice 30000 Mt., Dal/ Pulse (Arhar, Mass, Chana, Mugn, Kerau, Mashur Etc.) 9600 Mt., Broken Rice (By Product) 10000 Mt., Bran (By Product) 8000 Mt., Husk (By Product) 15000 Mt., Chunni Bhusa (By Product) 1800 Mt.	80
151	Rmc Foods Pvt Ltd (Oil)	2078/79	Madhesh	Bara	735	Refined Oil (Soyabean, Sunflower, Palm/Palmolien Oil, Rice Bran Oil) 90000 Mt., Edible Mustard Oil 12000 Mt., Acid Oil 1350 Mt., Oil Cake (By Product) 22500 Mt.	60
152	Siddhivinayak Oils Pvt Ltd	2078/79	Gandaki	Nawalparasi	747	Refined Palmolein Oil 5040 Mt., Refined Sunflower Oil 4200 Mt., Refined Soyaben Oil 29400 Mt., Mustard Oil 3360 Mt., Fatty Acid 201 Mt., Acid Oil 811 Mt., Mustard Cake 5693 Mt.	90
153	Saurav Food Products Pvt Ltd	2078/79	Madhesh	Bara	728	Mustard/Rapeseed/ Canola Oil 10000 Mt., Refined Soyabean Oil 50000 Mt., Refined Palmolein/Palm Oil/Other Rbd Vanaspati Oil 10000 Mt., Deoiled Cake 20000 Mt., Free Fatty Acid Distillate (Ffad) 1650 Mt., Fined Sunflower Oil 50000 Mt.	94
154	Siddhivinayak Oil And Agro Pvt Ltd	2078/79	Koshi	Jhapa	1175	Refined Palmolein Oil 19800 Mt., Refined Sunflower Oil 19800 Mt., Refined Soyabean Oil 49500 Mt., Mustard Oil 99000 Mt., Fatty Acid 463 Mt., Acid Oil 1871 Mt., Mustard Oil 16775 Mt.	100
155	Nutri Foods Pvt Ltd	2078/79	Koshi	Sunsari	118.5	Papad 250 Mt., Bhujia 300 Mt., Potato Chips 200 Mt.	26
156	Agni Agro Food Products Pvt Ltd	2078/79	Gandaki	Nawalparasi	765	Rice 43200 Mt., Broken Rice (By Product) 4320 Mt., Bran (By Product) 7200 Mt., Husks (By Product) 15120 Mt.	42

SN	Industry Name	Registration Date	Province	District	Total Capital (Rs In Mln)	Product & Annual Capacity	Employment
157	Royal Edible Oils Pvt Ltd	2078/79	Koshi	Sunsari	436.5	Refined Palm/Palmolein Oil 25000 Mt., Refined Soyabean Oil 20000 Mt., Refined Sunflower Oil 15000 Mt., Acid Oil 1200 Mt.	66
158	Arpit Agro Industries Pvt Ltd	2078/79	Lumbini	Rupandehi	102.3	Arhar Dal 3528 Mt., Masoor Dal 521 Mt., Chana Dal 514 Mt., Maas (Urad) Dal 3516 Mt., Moong Dal 1500 Mt., Matar Dal 2000 Mt., Chuni Husk (By Product) 1518 Mt.	60
159	Global Protein & Oil Pvt Ltd	2078/79	Bagmati	Chitwan	166	Refined Soyabean/ Sunflower Oil 3000 Mt., Refined Seasame Oil 315 Mt., Mustard Oil 1500 Mt., Crude Soyabean/Sunflower Oil 1302 Mt., De-Oil Cake (By Product) 22824 Mt., Acid Oil (By Product) 45 Mt.	157
160	Saubhagya Foods And Confectionery Pvt Ltd	2078/79	Bagmati	Chitwan	162.5	Daalmoth 1000 Mt., Bhujiya 1200 Mt., Namkin 1100 Mt., Puff Corn Stick 600 Mt., Potato Chips 750 Mt.	40
161	Sarovar Agro Industries Pvt Ltd	2078/79	Lumbini	Rupandehi	556	Rice 43200 Mt., Broken Rice (By Product) 4320 Mt., Bran (By Product) 7200 Mt., Husk (By Product) 15120 Mt.	44
162	Everest Pulses Pvt Ltd	2078/79	Koshi	Morang	286.7	Dall 30000 MT	48
163	Classic Food Industry Pvt Ltd	2078/79	Lumbini	Rupandehi	320	Dal, Pilses,Arhar,Mass, Chana, Muggh, Pea, Mashur 22000 Mt., Chunni Bhusa(By Product) 4125 Mt.	96
164	More Natural Foods Pvt Ltd	2078/79	Madhesh	Parsa	240	Rice 15000 Mt., Broken Rice 830 Mt., Bran 1500 Mt., Rice Husk 5455 Mt., Maida 2500 Mt., Atta 3000 Mt., Suji 1050 Mt., Daal (Various Types) 8000 Mt., Chokar 3450 Mt.	100
165	Namaste Flour Mill Pvt Ltd	2078/79	Madhesh	Parsa	150	Flour 4000 Mt, Aata 10000 Mt, Suji 2500 Mt, Chokar 4000 Mt	48
166	First Choice Foods Pvt Ltd	2078/79	Lumbini	Rupandehi	730	Potato Chips/French Fry/ Potato Tikki 14400 Mt.	199
167	Annapurna Agro Refinery Pvt Ltd	2078/79	Madhesh	Parsa	2576	Refined Soyabean Oil 16200 Kl., Soyameal (Dried Oil Cake-By Product) 64800 Mt., Soya Hull (By Product) 9000 Mt.	185

SN	Industry Name	Registration Date	Province	District	Total Capital (Rs In Mln)	Product & Annual Capacity	Employment
168	Mahalaxmi Multi Agro Industries Pvt Ltd	2078/79	Lumbini	Kapilbastu	760	Rice 26000 Mt., Broken Rice 1825 Mt., Bran 3300 Mt., Rice Husk 7500 Mt., Flatten Rice (Beaten Rice) 5500 Mt.	105
169	Danunne Grain Oil Processing And Trade Co Pvt Ltd	2078/79	Lumbini	Rupandehi	340	Vegetable Soyabean Oil (Based On Seed) 5000 Mt., Vegetable Mustard Oil (Based On Seed) 7500 Mt., Vegetable Refined Soyabean Oil (Based On Imported Crude Oil)11520 Mt., Vegetable Refined Sunflower Oil (Based On Imported Crude Oil) 11520 Mt., Acid Oil (By Product) 720 Mt., De-Oiled Cake (By Product) 36500 Mt.	75
170	Megha Instant Food Pvt Ltd	2078/79	Madhesh	Bara	470	Noodles 10000 Mt.	119
171	Triveni Rice Industries Pvt Ltd	2078/79	Madhesh	Parsa	480	Rice (Whole Grain) 30000 Mt., Broken Rice 7200 Mt., Rice Bran 4200 Mt., Rice Husk (By Product) 7560 Mt.	88
172	Arsiya Food Products Pvt Ltd	2078/79	Gandaki	Nawalparasi	510	Dal/Pulse (Arhar, Mass, Channa, Mugn, Kerau, Mashur) 30000 Mt., Chunni Bhusa (By Product) 6000 Mt.	100
173	Far Western Agro Giant Limited	2078/79	Sudurpaschim	Dadeldhura	500	Soyabean Oil 1000000 Liter, Soya Nuggets 7300000 Kg.	58
174	Bodhi Garden Food Production Pvt Ltd	2078/79	Bagmati	Kathmandu	120	Vegetable Susage 500 Mt, Vegetable Snacks Molded As Ham 250 Mt, Vegetable Snacks Molded As Fish 300 Mt, Puff Pastry 700 Mt, Bread 750 Mt	77
175	The Red Doors Becors Pvt Ltd	2078/79	Sudurpaschim	Kailali	499	Biscuits 9000 Mt., Rusk 1400 Mt., Cookies 1500 Mt., Cake 1400 Mt.	253
176	All Ishara Food Products Pvt Ltd	2079/80	Lumbini	Bardiya	160	Processed Meat 5000 Mt, Raw Bone 1000 Mt	42
177	Suprime Hygenic Group Pvt Ltd	2079/80	Bagmati	Nuwakot	222.7	Processed Meat 6500 Mt	53
178	Mahabir Health Food Pvt Ltd	2079/80	Madhesh	Parsa	165	Maida 800 MT, Suzi 800 MT, Aata 800 MT, Chokar 250 MT, Soya Body 250MT	48
179	Gauri Shankar Foods Pvt Ltd	2079/80	Gandaki	Kaski	167.5	Biscuits 1500 Mt, Cookies 800 Mt, Puff Bakery 200 Mt, Bread 100 Mt	60
180	Swastik Flour Mills Pvt Ltd	2079/80	Koshi	Sunsari	332.8	Maida 6600 Mt., Suji 240 Mt., Atta 3160 Mt., Chokar (By product) 2000 Mt.	52

SN	Industry Name	Registration Date	Province	District	Total Capital (Rs In Mln)	Product & Annual Capacity	Employment
181	Rising Sun Agro Industry Pvt Ltd	2079/80	Lumbini	Rupandehi	200	Beaten Rice 4600 Mt., Soya Nuggets 500 Mt., Extruded Snacks 288 Mt., Cheese Ball 288 Mt., Khundi (By Product) 682 Mt., Husk (By Product) 1950 Mt., Papda (By Product) 563 Mt.	83
182	Global Food Park Pvt Ltd	2079/80	Lumbini	Banke	620	Rice 24000 Mt., Broken Rice 5815 Mt., Bran 3579 Mt., Husk 10736 Mt., Daal 15000 Mt., Chuni 3293 Mt., Flatten Rice (Beaten Rice) 1500 Mt., Muribhuja 300 Mt., Soya Chunks (Masyeura) 1000 Mt.	140
183	Annapurna Agro Refinery Pvt Ltd (Oil)	2079/80	Lumbini	Rupandehi	250	Crude Soyabean Oil 3300 Kl., De-Oiled Cake (By Product) 29520 Mt.	53
184	Namaste Oil Refinery Pvt Ltd	2079/80	Madhesh	Parsa	474	Refined Palm-Palmoelin Oil 35000 Mt, Refined Soyabean Oil 35000 Mt, Refined Sunflower Oil 35000 Mt	
185	Rp Agro Industry Pvt Ltd	2079/80	Sudurpaschim	Kailali	700	Maida 25000 Mt., Atta 5500 Mt., Suji 500 Mt., Chokar 12500 Mt.	61
186	Rp Food & Confectionery Pvt Ltd	2079/80	Sudurpaschim	Kailali	142.5	Bread 105 Mt., Rusk 150 Mt., Cookies 500 Mt., Cake 500 Mt.	61
187	Arihanta Agro Processing Industries Pvt Ltd	2079/80	Lumbini	Rupandehi	94.4	Processsed Lentil 500 Mt, Processed Wallnut 280 Mt, Processed Cashewnut 280 Mt, Processed Almonds 280 Mt, Processsed Black/White Pepper 280 Mt, Mouth Freshner 1200 Mt	44
188	Jayahari Agro Pvt Ltd	2079/80	Lumbini	Rupandehi	491.3	Rice 31000 Mt., Soya Nuggets 2000 Mt., Broken Rice (By Product) 5636 Mt., Bran (By Product) 5636 Mt., Husk (By Product) 9773 Mt.	39
189	Aanadam Snacks And Beverage Int Pvt Ltd	2079/80	Madhesh	Parsa	1280	Aloo Bhujia 700 Mt., Roasted Peanuts 1000 Mt., Moong Dal 1600 Mt., Punjabi Tadka 800 Mt., Green Mater 800 Mt., Nut Cracker 700 Mt., Snacks Lite 950 Mt., Chatpat Masala 1500 Mt., Papad Products 1550 Mt.	234
190	Choko Delight	2079/80	Bagmati	Bhaktapur	148.3	Chocolate Compound 198 Mt, Chocolate And Vanila Spreads 53 Mt	20
191	Yasoda Snacks	2079/80	Lumbini	Kapilbastu	847.9	Instant Noodles 12000 Mt.,	544

SN	Industry Name	Registration Date	Province	District	Total Capital (Rs In Mln)	Product & Annual Capacity	Employment
	& Noodles Pvt Ltd					Extruded Snacks 1200 Mt., Fried Snacks 2500 Mt.	
192	Wm Food Pvt Ltd	2079/80	Bagmati	Kathmandu	20	Noodles 120 Mt., Potato Cracker 90 Mt.	25
193	Three Stars Food Pvt Ltd	2079/80	Bagmati	Kathmandu	179	Sausage 300 Mt., Frozen Meat 75 Mt.	85
194	Sampurna Food Products Pvt Ltd	2079/80	Bagmati	Kathmandu	254.5	Spices 2666.70 Mt., Dry Fruits 579 Mt., Packaging Materials 100 Mt.	29
195	Ogn Nepal Pvt Ltd	2079/80	Bagmati	Lalitpur	150	Meat And Fish Processed 7600 Mt	27
196	Om Foods Pvt Ltd	2079/80	Sudurpaschim	Kailali	622	Rice 43200 Mt., Husk 18000 Mt., Bran 5760 Mt., Broken Rice 5040 Mt.	66
197	Dugar Spices & Food Products	2079/80	Koshi	Morang	800	Spices (Different Varieties) 1500 Mt., Snacks 3000 Mt., Pickle (Different Varieties) 140 Mt., Tomato Ketchup 50 Mt., Oats Flakes 30 Mt., Corn Flakes 30 Mt., Choco Flakes 30 Mt., Roasted Peas 400 Mt., Noodles 2000 Mt., Cookies 50 Mt.	265
198	Himalayan Solvents Pvt Ltd	2079/80	Madhesh	Parsa	920	Soya Oil 14382 Mt., Mustard Oil 432 Mt., Rice Polish Oil 700 Mt., Soya Doc 67680 Mt., Mustard Doc 4860 Mt., Rice Polish Doc 4125 Mt.	198
199	Quality Diets And Food Products Pvt Ltd	2079/80	Koshi	Sunsari	332	Biscuit 4800 Mt.	155
200	Khaptad Khadhyanna Prashodhan Tatha Packaging Udhyog	2080/81	Sudurpaschim	Kailali	278012185	Broken Rice 1700 Mt, Rice Bran 3000 Mt, Husk 4000 Mt, Rice 25000 Mt	67
201	Lemon Tree Foods	2080/81	Sudurpaschim	Kailali	199420177	Rice Bran 1426 Mt, Broken Rice 713 Mt, Rice 15682 Mt, Husk 4202 Mt	35
202	Ashirbad Food Product And Agro	2080/81	Sudurpaschim	Kailali	371882725	Rice Bran 3456 Mt, Rice 37440 Mt, Husk 6500 Mt, Broken Rice 2016 Mt	61
203	Radha Food Product	2080/81	Sudurpaschim	Kailali	227078870	Rice Bran 2040 Mt, Husk 4000 Mt, Rice 22100 Mt, Broken Rice 1190 Mt	53
204	Shiv Agro Industries	2080/81	Sudurpaschim	Kailali	20828200	Broken Rice 1225 Mt, Rice Bran 2100 Mt, Husk 4130 Mt, Rice 22750 Mt	39
205	Kaphali Food Product And Agro	2080/81	Sudurpaschim	Kailali	139105400	Broken Rice 570 Mt, Rice Bran 1140 Mt, Husk 3262 Mt, Rice 12545 Mt	39
206	Pariyug Trading And Agro Industry	2080/81	Sudurpaschim	Kailali	139105400	Rice Bran 1140 Mt, Broken Rice 570 Mt, Rice 12545 Mt, Husk 3262 Mt	39

SN	Industry Name	Registration Date	Province	District	Total Capital (Rs In Mln)	Product & Annual Capacity	Employment
207	Naya Tulasi Trade Link	2080/81	Sudurpaschim	Kanchanpur	199500907	Broken Rice 713 Mt, Husk 4202 Mt, Rice Bran 1426 Mt, Rice 15682 Mt	38
208	Dibyabhumi Food Product And Suppliers	2080/81	Lumbini	Bardiya	199420177	Broken Rice 713 Mt, Rice Bran 1426 Mt, Husk 4202 Mt, Rice 15682 Mt	35

Source : Department of Industry

2.6.2 Field based findings

For this research, a total of 10 rice and oil mills and 32 food processing industries were selected for the study. Of them, 10 were Nepali Pickles Industries. Most of these mills operate both rice and oil production, although they primarily focus on rice processing. All selected mills indicated that they utilize locally sourced paddy, although a portion of the raw materials for oil production is imported.

Nepal's food processing sector, which is significantly dependent on local raw materials, encompasses a range of industries including rice and oil mills, meat processing, grain milling, beaten rice (Chiyura), Dalmoth, and the processing of fruits and vegetables. Notable segments consist of rice and oil mills, meat products like sausage and sukuti, as well as an array of grain-derived products including flour.





Nepali pickles are based on a diverse array of fresh produce, spices, and preservation methods. The primary components consist of vegetables such as chili, radish, cucumber, mango, and lime, which are frequently obtained from local sources. Fermented items like bamboo shoots and soybeans also add distinctive flavors. Essential spices include mustard seeds, cumin, coriander, fenugreek, and fennel, along with turmeric and chili powders. For preservation and flavor enhancement, mustard oil, vinegar, and salt are utilized. Recently, pickles made from meals have gained popularity. All these ingredients are cultivated in Nepal except some spices.

They mentioned that they directly acquire paddy, mustard, soybean, and other materials from the market. The paddy must be purchased directly from farmers during the harvesting season. The significant challenges they encounter include electricity shortages, transportation issues, and difficulties in obtaining bank loans.

2.6.3 Profile of Food Processing Industries

Name of Industry:	Goenka Foods Pvt. Ltd.	Date of Establishment: 2054BS
Address:	Province: Lumbini District: Rupendehi	Municipality: Tilottama
Type of Industry	Manufacture of food products	
Size of Industry	Medium	
Capital of Industry:	Rs. 9.6 Crore	
Type of Ownership	Private Limited	
Name of major Products	**Annual Production Capacity:**	Production in 2080/81:
Product 1: Atta, Maida, Suji, Chhaki Atta	18400 ton	14000 ton
Product 2: Chokar	8640 ton	6560 ton
Value of annual outputs (2080/81 BS)	Rs 91.75 Cr	
Number of employment generated	80	
Electricity Consumption /Cost (2080/81 BS)	Unit: 1380000	Rs:1.18 Crores
Domestic Raw Material Used	**Quantity (2080/81)**	**Share of Domestic Raw Material to the total raw material used**
Raw Material 1: Wheat	20600 ton	65 percent
Raw Material 2: Woven Bags	10 lakh pieces	100 percent
Cost of Total Raw Material	Rs. 45 Crore	
Sourcing methodology of raw material used:	Direct purchase from supplier	
Availability of raw Material	Available but not easy	
Raw Material Efficiency:	75 percent	
Major Problems faced by industry	Electricity, Raw material, Transportation, Market, Bank Loan	
Contact Information	Name: Vinay Kuar Goenka Phone Number: 9857020951 Email: goenkafood@gmail.com	

Name of Industry:	Bhairab Snacks and Food Factory	Date of Establishment: 2075 BS
Address: Province: Madhesh, District: Saptari, Municipality: Rajbiraj		
Type of Industry	Manufacture of food	
Size of Industry	Small	
Capital of Industry:	Rs. 5000000	
Type of Ownership	Proprietorship	
Name of major Products	**Annual Production Capacity:**	Production in 2080/81:
Product 1: Dhungri		
Product 2; Papad		
Value of annual outputs (2080/81 BS)	5000000	
Number of employment generated	7	Skilled:6 , Semi-skilled: Unskilled: , Clerical: 1
Electricity Consumption/Cost (2080/81 BS)	unit -24000	Rs. 240000
Domestic Raw Material Used	**Quantity**	**Share of Domestic Raw Material to the total raw material used**
Raw Material 1: Maida	10000 kg	90 percent
Raw Material 2: Spices		
Raw Material 3: Salt		
Cost of Total Raw Material (Rs)	2100000	
Sourcing methodology of raw material used:	Direct purchase from supplier	
Availability of raw Material	Easily available in market	
Raw Material Efficiency:	90 percent	
Major Problems faced by industry	Electricity, Labor, Bank loan	
Contact Information	Name: Ramesh kumar Shaha Phone Number: 9801501151 Email:	

Name of Industry:	Ever Green Lolipop Udhyog	Date of Establishment: 2022AD
Address:	Province: Koshi District: Ilam	Municipality: Ilam
Type of Industry	Manufacture of food prducts	
Size of Industry	Small	
Capital of Industry:	Rs. 3000000	
Type of Ownership	Proprietorship	

Name of major Products	**Annual Production Capacity**	**Production in 2080/81**
Product 1: Lolipop	108000 pkt	72000 pkt
Value of annual outputs (2080/81 BS)	Rs 50.4 lakh	
Number of employment generated	6	Skilled: , Semi-skilled: Unskilled: , Clerical:
Electricity Consumption /Cost (2080/81 BS)	Unit:2200	Rs:24000
Domestic Raw Material Used	**Quantity (2080/81)**	**Share of Domestic Raw Material to the total raw material used**
Raw Material 1:Khuwa	7200	100%
Raw Material 2: Sugar	105	50%
Cost of Total Raw Material	30 lakh	
Sourcing methodology of raw material used:	Direct purchase from supplier	
Availability of raw Material	Available But not Easy	
Raw Material Efficiency:	70%	
Major Problems faced by industry	Electricity, Water, Labor, Raw Material, transportation, Market, Bank Loan	
Contact Information	Name: Ramita Bhattarai Phone Number: 9806082478 Email: bhattaramita19@gmail.com	

Name of Industry:	**Ilam Ginger Prasodhan Industry**	**Date of Establishment: 2070 BS**
Address:	Province: Koshi District: Ilam	Municipality: Ilam
Type of Industry	Manufacture of food products	
Size of Industry	Small	
Capital of Industry:	Rs. 5 lakhs	
Type of Ownership	Proprietorship	
Name of major Products	**Annual Production Capacity:**	Production in 2080/81:
Product 1: Ginger powder, candy,	5000KG , 5000 KG	5000 KG
Product 2: Akabare khorsani	20000 KG	5000 KG
Product 3: Candy		
Value of annual outputs (2080/81 BS)	Rs 45 lakh	
Number of employment generated	3	Skilled: , Semi-skilled: Unskilled: , Clerical:

Electricity Consumption /Cost (2080/81 BS)	Unit: 20000	Rs: ,20000
Domestic Raw Material Used	**Quantity (2080/81)**	**Share of Domestic Raw Material to the total raw material used**
Raw Material 1: Ginger	15000 KG	80 percent
Raw Material 2 Akbare Chilli	20000 KG	100 percent
Raw Material 3: Sugar, Salt	1200 KG	50%
Cost of Total Raw Material	Rs 30 lakh	
Sourcing methodology of raw material used:	Direct purchase from supplier	
Availability of raw Material	Available but not easy	
Raw Material Efficiency:	75 percent	
Major Problems faced by industry	Electricity, Water, Labor, Raw materials, Transportation , Market , Bank Loan	
Contact Information	Name: Usha devi Niroula, Phone Number: 9862661065 Email:	

Name of Industry:	**M.S. Noodles**	**Date of Establishment: 2077**
Address:	Province: Koshi District: Ilam	Municipality: Ilam
Type of Industry	Manufacture of food products	
Size of Industry	Small	
Capital of Industry:	Rs. 1990000	
Type of Ownership	Proprietorship	
Name of major Products	**Annual Production Capacity**	**Production in 2080/81**
Product 1: Thuppa, , Chowmin	100000 KG	70000 KG
Value of annual outputs (2080/81 BS)	Rs 7000000/-	
Number of employment generated	4	Skilled: , Semi-skilled: Unskilled: , Clerical:
Electricity Consumption /Cost (2080/81 BS)	Unit: 2571.42	Rs: 26000 /-
Domestic Raw Material Used	**Quantity (2080/81)**	**Share of Domestic Raw Material to the total raw material used**
Raw Material 1: Maida	120000kg	100 percent
Cost of Total Raw Material	Rs. 4000000	
Sourcing methodology of raw material used:	Purchase from direct supplies	

Availability of raw Material	Available but not easy	
Raw Material Efficiency:	85 percent	
Major Problems faced by industry	Electricity, Market , Bank Loan	
Contact Information	Name: Saroj Limbu Phone Number: 9815078198 Email: limbusaroj2222@gmail.com	

Name of Industry:	**Rimal Dalmoth Udyog**	**Date of Establishment: AD**
Address:	Province: Gandaki District: Lamjung	Municipality: Besisahar
Type of Industry	Manufacture of food products	
Size of Industry	Small	
Capital of Industry:	Rs. 300000	
Type of Ownership	Private Limited	
Name of major Products	**Annual Production Capacity:**	**Production in 2080/81**
Product 1: Dalmoth	10000 kg	7500 kg
Product 2: Bhatmas	10000 kg	7000 kg
Product 3: Furandana	10000 kg	7000 kg
Value of annual outputs (2080/81 BS)	Rs 3000000	
Number of employment generated	3	Skilled:1 , Semi-skilled:2 Unskilled:0 , Clerical:0
Electricity Consumption /Cost (2080/81 BS)	Unit: 3000	Rs: 30000
Domestic Raw Material Used	**Quantity (2080/81)**	**Share of Domestic Raw Material to the total raw material used**
Raw Material 1:Maida	10000 kg	100 percent
Raw Material 2: Aata	1000 kg	100 percent
Raw Material 3: Oil	1800 Ltr	60 percent
Cost of Total Raw Material	Rs 1500000	
Sourcing methodology of raw material used:	Direct purchase from supplier	
Availability of raw Material	Easily available in market	
Raw Material Efficiency:	80 percent	
Major Problems faced by industry	Electricity, Water, Labor, Raw Material, Transportation, Market, Bank Loan	
Contact Information	Name: Bhawani Rimal Phone Number: 9846181457 Email: madan_rimal06@gmail.com	

Name of Industry:	Gandaki Food Products and General Industries	Date of Establishment: 2044 B.S
Address:	Province: Gandaki District: Kaski	Municipality: Pokhara
Type of Industry	Manufacture of Food Products	
Size of Industry	Small	
Capital of Industry:	Rs. 500000	
Type of Ownership	Partnership	
Name of major Products	**Annual Production Capacity:**	Production in 2080/81:
Product 1: Snacks	15000 kg	10000 kg
Value of annual outputs (2080/81 BS)	Rs 6000000	
Number of employment generated	5	
Electricity Consumption /Cost (2080/81 BS)	Unit: 3500	Rs: 35000
Domestic Raw Material Used	**Quantity (2080/81)**	**Share of Domestic Raw Material to the total raw material used**
Raw Material 1: Wheat flour, salt and spices	8000 KG	80 percent
Raw Material 2: Oil	400 Ltr	
Cost of Total Raw Material	Rs. 1600000	
Sourcing methodology of raw material used:	Direct purchase from supplier	
Availability of raw Material	Easily Available in the Market	
Raw Material Efficiency:	85 percent	
Major Problems faced by industry	Labor	
Contact Information	Name: Rajesh Bhattarai Phone Number: 9846027568 Email: ----------	

Name of Industry:	Mamu Chhori Khadya Udhog	Date of Establishment: 2080 B.S.
Address:	Province: Gandaki District: Kaski	Municipality: Pokhara
Type of Industry	Manufacture of food products	
Size of Industry	Small	
Capital of Industry:	Rs. 7500000	

Type of Ownership	Proprietorship	
Name of major Products	**Annual Production Capacity:**	Production in 2080/81:
Product 1: Dry-nuts Powder	1300 Kg	1250 Kg
Product 2: Dry Fruits Mix Powder	1400 Kg	1240 Kg
Value of annual outputs (2080/81 BS)	Rs 35000000	
Number of employment generated	4	Skilled: 1 , Semi-skilled:1 Unskilled:1 , Clerical:1
Electricity Consumption /Cost (2080/81 BS)	Unit: 1900	Rs:19000
Domestic Raw Material Used	**Quantity (2080/81)**	**Share of Domestic Raw Material to the total raw material used**
Raw Material 1:Badam, wallnut	1000 Kg	75 percent
Raw Material 2: Fruits & Vegetables	1700 Kg	100 percent
Cost of Total Raw Material	Rs 1600000	
Sourcing methodology of raw material used:	Direct purchase from supplier	
Availability of raw Material	Easily Available in Market	
Raw Material Efficiency:	75 percent	
Major Problems faced by industry	Electricity, Market	
Contact Information	Name: Binjul Shrestha Thapa, Phone Number: 9819122155 Email: ----------	

Name of Industry:	**S.R Food Factory**	**Date of Establishment: 2072BS**
Address:	Province: Lumbini District: Rupandehi	Municipality: Omsatiya
Type of Industry	Manufacture of food Products	
Size of Industry	Medium	
Capital of Industry:	15 Crore	
Type of Ownership	Private limited	
Name of major Products	**Annual Production Capacity:**	**Production in 2080/81**
Product 1: Wheat flour	50000 MT	36000 MT
Value of annual outputs (2080/81 BS)	125 cores	

Number of employment generated	60	Skilled: 30, Semi-skilled:20 Unskilled: 20, Clerical:
Electricity Consumption/Cost (2080/81 BS)		Rs. 80 lakhs
Domestic Raw Material Used	**Quantity**	**Share of Domestic Raw Material to the total raw material used**
Raw Material 1: Wheat	36000 MT	80 percent
Cost of Total Raw Material (Rs)	55 Crore	
Sourcing methodology of raw material used:	Direct purchase from supplier	
Availability of raw Material	Easily available in market	
Raw Material Efficiency:	90 percent	
Major Problems faced by industry	Market, Transportation, Electricity, Labor	
Contact Information	Name: Phone Number:9857015152 Email: bhandaro.govinda40@gmail.com	

Name of Industry:	**Lumbini Foods Production**	**Date of Establishment:2056 BS**
Address:	Province: Lumbini District: Rupandehi	Municipality: Butwal
Type of Industry	Manufacture of food Products	
Size of Industry	Small	
Capital of Industry:	3000000	
Type of Ownership	Proprietorship	
Name of major Products	**Annual Production Capacity:**	Production in 2080/81:
Product 1: Food stuffs	10000 Mt	8000 MT
Value of annual outputs (2080/81 BS)	2.5 cores	
Number of employment generated	8	Skilled: 3, Semi-skilled:3 Unskilled: 2, Clerical:
Electricity Consumption/Cost (2080/81 BS)	10000	Rs. 100000
Domestic Raw Material Used	**Quantity**	**Share of Domestic Raw Material to the total raw material used**
Raw Material 1: Wheat	2000 MT	100 percent
Raw Material 2: Cron	2000 MT	100 percent
Raw Material 3:Flour	1000 MT	100 percent

Cost of Total Raw Material (Rs)	1.5 crore	
Sourcing methodology of raw material used:	Direct purchase from supplier	
Availability of raw Material	Easily available in market	
Raw Material Efficiency:	85 percent	
Major Problems faced by industry	Market, Electricity	
Contact Information	Phone Number: 9857020651	

Name of Industry:	**kerabari Dalmot and Bhujiya Industry**	**Date of Establishment: 2078/01/05**
Address:	Province: Koshi District: Morang	Municipality: kerabari
Type of Industry	Manufacture of food produts	
Size of Industry	Small	
Capital of Industry:	800000	
Type of Ownership	Proprietorship	
Name of major Products	**Annual Production Capacity:**	Production in 2080/81:
Product 1: Dalmot	8000kg	8000kg
Product 2: Bhujiya	4000 kg	4000 kg
Product 3:Batare(sweets)	4000 kg	4000 kg
Product 4: Kurkure & chips	500 kg	500 kg
Value of annual outputs (2080/81 BS)	Rs. 7000000	
Number of employment generated	7	Skilled:4 , Semi-skilled: 1 Unskilled: Clerical: 1
Electricity Consumption /Cost (2080/81 BS)	Unit:	Rs. 30000
Domestic Raw Material Used	**Quantity (2080/81)**	**Share of Domestic Raw Material to the total raw material used**
Raw Material 1: Maida	18000 kg	100 percent
Raw Material 2: Besan	4000 kg	100 percent
Raw Material 3: Bdam	300 kg	100 percent
Raw Material 4: Sugar	500 kg	100 percent
Raw Material 5: Chilly	800 kg	100 percent
Cost of Total Raw Material	Rs 4000000	
Sourcing methodology of raw material used:	Direct purchase from Supliers	
Availability of raw Material	Available in market but not easily	

Raw Material Efficiency:	85 percent	
Major Problems faced by industry	Elecricity, Bankloan, Transportation, Rawmaterial	
Contact Information	Phone Number: 9703629371 Email: srai0954@gmail.com	

Name of Industry:	**Nebico Limited**	**Date of Establishment: 2021 BS**
Address:	Province: Bagmati District: Kathmandu	Municipality: Kathmandu Metropolitan
Type of Industry	Manufacture of Food Products	
Size of Industry	Large	
Capital of Industry:	Rs. 100 crore	
Type of Ownership	Public Limited	
Name of major Products	**Annual Production Capacity:**	**Production in 2080/81**
Product 1: Biscuits	10500 MT	4000 MT
Product 2: Cookies	1000 MT	150 MT
Product 3: Confectioneries	600 MT	100 MT
Value of annual outputs (2080/81 BS)	Rs. 71,25,00,000	
Number of employment generated	307	Skilled: 96, Semi-skilled: 120 Unskilled: 7, Clerical: 84
Electricity Consumption/ Cost (2080/81 BS)	Unit: 2520000	Rs. 25200000
Domestic Raw Material Used	**Quantity**	**Share of Domestic Raw Material to the total raw material used**
Raw Material 1: Wheat Flour	3128 MT	100 percent
Raw Material 2: Sugar	828 MT	100 percent
Raw Material 3: Ghee	552 MT	60 percent
Raw Material 4: Milk	162 MT	100 percent
Cost of Total Raw Material (Rs)	50.85 Crore	
Sourcing methodology of raw material used:	Direct purchase from supplier	
Availability of raw Material	Easily available in market	
Raw Material Efficiency:	70 percent	
Major Problems faced by industry	Electricity, labour, market, Bank loan	
Contact Information	Name: Rajendra Bhattarai Phone Number: 9801223465 Email: rajendrabhattarai@yahoo.com	

Name of Industry:	Barahi Foods Industry	Date of Establishment: 2069/1/26
Address:	Province: Gandaki District: Kaskai	Municipality: Pokhara
Type of Industry	Manufacture food products	
Size of Industry	Small	
Capital of Industry:	15000000	
Type of Ownership	Partnership	
Name of major Products	**Annual Production Capacity:**	**Production in 2080/81**
Product 1: Sweets	18000 kg	18000 kg
Value of annual outputs (2080/81 BS)	1.08 Crore	
Number of employment generated	5	Skilled: , Semi-skilled: Unskilled: Clerical:
Electricity Consumption /Cost (2080/81 BS)	Unit: 2500	Rs. 25000
Domestic Raw Material Used	**Quantity (2080/81)**	**Share of Domestic Raw Material to the total raw material used**
Raw Material 1: Maida	20000 KG	100 percent
Raw Material 2: Sugar	2500 KG	100 percent
Raw Material 3: other fruits	1500 KG	20 percent
Cost of Total Raw Material	Rs 45 lakh	
Sourcing methodology of raw material used:	Direct purchase from suppliers	
Availability of raw Material	Available in market	
Raw Material Efficiency:	90 percent	
Major Problems faced by industry	Raw material, Market, Labour ,Electricity	
Contact Information	Name: Dev chhetri Phone Number: 061590153 Email:	

Name of Industry:	Shubha Mangal Krishi Tatha Agro Industry	Date of Establishment:2023
Address:	Province: Koshi District: Morang	Municipality: Biratnagar
Type of Industry	Manufacture of food products	
Size of Industry	Small	
Capital of Industry:	20000000	
Type of Ownership	Private ltd	
Name of major Products	**Annual Production Capacity:**	Production in 2080/81:

Product 1: Moringa	10 Ton	5 Ton
Product 2: Azola	10 Ton	2 Ton
Product 3: Keroni	10 Ton	3 Ton
Value of annual outputs (2080/81 BS)	Rs. 2.4 Crore	
Number of employment generated	5	Skilled:3 , Semi-skilled: 1 Unskilled: Clerical: 1
Electricity Consumption /Cost (2080/81 BS)	Unit: 5000	Rs. 50000
Domestic Raw Material Used	**Quantity (2080/81)**	**Share of Domestic Raw Material to the total raw material used**
Raw Material 1: Moringa	8 Tons	100 percent
Raw Material 2: Azola	4 Tons	100 percent
Raw Material 3: Keroni	6 Tons	100 percent
Cost of Total Raw Material	Rs 1.6 Crore	
Sourcing methodology of raw material used:	Direct purchase from suppliers	
Availability of raw Material	Available in market but not easily	
Raw Material Efficiency:	80 percent	
Major Problems faced by industry	Market , Labour, Bank loan	
Contact Information	Name: Phone Number: 9852023000 Email: smkagrotech@gmail.com	

Name of Industry:	**Divine Pokhrel Group Industry**	**Date of Establishment: 2076/4/7**
Address:	Province: Koshi District: Jhapa	Municipality: Mechinagar
Type of Industry	Manufacture of food products	
Size of Industry	Small	
Capital of Industry:	500000	
Type of Ownership	Proprietorship	
Name of major Products	**Annual Production Capacity:**	**Production in 2080/81**
Product 1: Rice	500 bag	500 bag (50 KG/Bag)
Product 2: Betel nuts	100 bag	100 bag (10 KG/ Bag)
Product 3: Black pepper	10 bag	10 bag (10 KG per/Bag)
Value of annual outputs (2080/81 BS)	Rs. 2.5 Crore	
Number of employment generated	5	Skilled: , Semi-skilled: Unskilled: Clerical:

Electricity Consumption /Cost (2080/81 BS)	Unit:	Rs. 40000
Domestic Raw Material Used	**Quantity (2080/81)**	**Share of Domestic Raw Material to the total raw material used**
Raw Material 1: Paddy	40000 KG	100 percent
Raw Material 2: Betel Nuts	1200 KG	
Raw Material 3: Black Pepper	120 KG	
Cost of Total Raw Material	Rs 1.5 Crore	
Sourcing methodology of raw material used:	Direct purchase from suppliers	
Availability of raw Material	Available in market but not easily	
Raw Material Efficiency:	90 percent	
Major Problems faced by industry	Raw material, Market, Labour, Electricity	
Contact Information	Name: Mira Devi Pokhrel Phone Number: 9842704654 Email: dipendra.pokhrel@gmail.com	

Name of Industry:	**Ruchi food & Spices Industry**	**Date of Establishment: 2072/4/12**
Address:	Province: Koshi District: Morang	Municipality: Biratnagar
Type of Industry	Manufacture of food products	
Size of Industry	Small	
Capital of Industry:	200000	
Type of Ownership	Proprietorship	
Name of major Products	**Annual Production Capacity:**	Production in 2080/81:
Product 1: Masala Dusts	3600 kg	3600 kg
Product 2: Haldides	3600 kg	3600 kg
Value of annual outputs (2080/81 BS)	Rs. 7500000	
Number of employment generated	8	Skilled: 5, Semi-skilled: 2 Unskilled: Clerical: 1
Electricity Consumption /Cost (2080/81 BS)	Unit: 6000	Rs. 60000
Domestic Raw Material Used	**Quantity (2080/81)**	**Share of Domestic Raw Material to the total raw material used**
Raw Material 1: Coriander		60 percent
Raw Material 2: cumim		30 percent
Raw Material 3: Turmeric		70 percent
Raw Material 4: Chilly		50 percent

Raw Material 5: Tejpatta		100 percent
Cost of Total Raw Material	Rs 4200000	
Sourcing methodology of raw material used:	Direct purchase from suppliers	
Availability of raw Material	Available in market but not easily	
Raw Material Efficiency:	75 percent	
Major Problems faced by industry	Raw material, Market,Labour	
Contact Information	Name: Somi Chaulagai Phone Number: 9852066823 Email:somichaulagai@gmail .com	

Name of Industry:	**Bibek Food Industry**	**Date of Establishment: 2066**
Address:	Province: Madhesh District: Saptari	Municipality: Rajbiraj
Type of Industry	Manufacture of Food Industry	
Size of Industry	Medium	
Capital of Industry:	10000000	
Type of Ownership	Proprietorship	
Name of major Products	**Annual Production Capacity:**	Production in 2080/81:
Product 1: Rice	10000 ton	10000 ton
Value of annual outputs (2080/81 BS)	Rs. 2.25 Crore	
Number of employment generated	19	Skilled:6 , Semi-skilled: 8 Unskilled: 4 Clerical: 1
Electricity Consumption /Cost (2080/81 BS)	Unit:	Rs. 600000
Domestic Raw Material Used	**Quantity (2080/81)**	**Share of Domestic Raw Material to the total raw material used**
Raw Material 1: Paddy	1400000 kg	100 percent
Cost of Total Raw Material	Rs 1.65 Crore	
Sourcing methodology of raw material used:	Direct purchase from supliers	
Availability of raw Material	Easy Available in market	
Raw Material Efficiency:	65 percent	
Major Problems faced by industry	Bank loan, Market ,Electricity	
Contact Information	Name: Pitambar Yadav Phone Number: 9804757249 Email: .pitamber@gmail.com	

Name of Industry:	Karmacharya Foods Grains Pvt. Ltd.	Date of Establishment: 2057 BS
Address:	Province: Gandaki District: Kaski	Municipality: Pokhara
Type of Industry	Manufacture of food products	
Size of Industry	Small	
Capital of Industry:	Rs. 4400000	
Type of Ownership	Private Limited	
Name of major Products	**Annual Production Capacity:**	Production in 2080/81:
Product 1: Oats	17000 Kg	16000 Kg
Product 2: Bakery Products	28000 Kg	26500 Kg
Product 3: Tea	29856 Kg	21560 Kg
Value of annual outputs (2080/81 BS)	Rs 84062456	
Number of employment generated	10	Skilled: , Semi-skilled: Unskilled: , Clerical:
Electricity Consumption /Cost (2080/81 BS)	Unit: 39654	Rs:515502
Domestic Raw Material Used	**Quantity (2080/81)**	**Share of Domestic Raw Material to the total raw material used**
Raw Material 1:Food Grains	29500 Kg	100 percent
Raw Material 2: Tea Leaves	27500 Kg	75 percent
Raw Material 3: Flour	35600 Kg	75 percent
Cost of Total Raw Material	Rs. 40000000	
Sourcing methodology of raw material used:	Direct purchase from supplier	
Availability of raw Material	Easily Available in Market	
Raw Material Efficiency:	75 percent	
Major Problems faced by industry	Electricity, Transportation	
Contact Information	Name: Chandra Krishna Acharya Phone Number:---------- Email: ----------	

Name of Industry:	RC Food Industry	Date of Establishment: 2078BS
Address:	Province: Koshi District: Jhapa	Municipality: Birtamode
Type of Industry	Manufacture of foods	
Size of Industry	Small	
Capital of Industry:	Rs. 2000000	
Type of Ownership	Proprietorship	
Name of major Products	**Annual Production Capacity:**	Production in 2080/81:
Product 1: Mustard Oil, Food Items	10 Ton	10 Ton
Product 2: Millet, Barley, Maize Flour	40 Ton, 50 ton	3 Ton, 4 Ton
Product 3: Tumeric Powder	3 Ton, 4 Ton	3 Ton, 4 Ton
Value of annual outputs (2080/81 BS)	Rs 40000000	
Number of employment generated	5	Skilled: , Semi-skilled: Unskilled: , Clerical:
Electricity Consumption /Cost (2080/81 BS)	Unit:2000	Rs:240000
Domestic Raw Material Used	**Quantity (2080/81)**	**Share of Domestic Raw Material to the total raw material used**
Raw Material 1: Mustard Seed	40 ton	50 percent
Raw Material 2: Millet, Barley, Maize	3 Ton, 4 Ton	100 percent
Raw Material 3: Tumeric	2Ton, 3 Ton	100 percent
Cost of Total Raw Material	Rs. 25000000	
Sourcing methodology of raw material used:	Direct purchase from supplier	
Availability of raw Material	Available But not Easy	
Raw Material Efficiency:	40 percent	
Major Problems faced by industry	Labor, Raw Material, Market, Bank Loan	
Contact Information	Name: Durga Devi Oli, Phone Number: 9813167575 Email: me.kabitamainali@gmail.com	

Name of Industry:	Ilamily Lolipop Udhyog	Date of Establishment: 2013AD
Address:	Province: Koshi District: Ilam	Municipality: Ilam
Type of Industry	Manufacture of food products	
Size of Industry	Small	
Capital of Industry:	Rs. 3000000	
Type of Ownership	Proprietorship	
Name of major Products	**Annual Production Capacity:**	Production in 2080/81:
Product 1: Lolipop	360000 kg	15000 kg
Product 2: Pustakari	30000 kg	15000 kg
Value of annual outputs (2080/81 BS)	Rs 20250000	
Number of employment generated	34	Skilled: 20 , Semi-skilled:14 Unskilled: , Clerical:
Electricity Consumption /Cost (2080/81 BS)	Unit: 5454	Rs: 60000
Domestic Raw Material Used	**Quantity (2080/81)**	**Share of Domestic Raw Material to the total raw material used**
Raw Material 1:Khuwa, Butter, Sugar	30000 kg	100 percent
Cost of Total Raw Material	Rs 9000000	
Sourcing methodology of raw material used:	Direct purchase from supplier	
Availability of raw Material	Available but not easy	
Raw Material Efficiency:	70 percent	
Major Problems faced by industry	Electricity, Water, Labor, Raw materials, Transportation, Market	
Contact Information	Name: Sushma Rai Phone Number: 9842644595 Email: sangen.raee@gmail.com	

Name of Industry:	Lolly Drink Udhyog	Date of Establishment:2076BS
Address:	Province: Gandaki District: Kaski	Municipality: Pokhara
Type of Industry	Manufacture of soft Drinks	
Size of Industry	Small	
Capital of Industry:	Rs. 2700000	
Type of Ownership	Proprietorship	
Name of major Products	**Annual Production Capacity:**	Production in 2080/81:
Product 1: Flavored Drinks	24000 ltrs	22000 ltrs
Value of annual outputs (2080/81 BS)	Rs 2640000	
Number of employment generated	4	Skilled: , Semi-skilled: Unskilled: , Clerical:
Electricity Consumption /Cost (2080/81 BS)	Unit: 6650	Rs:93100
Domestic Raw Material Used	**Quantity (2080/81)**	**Share of Domestic Raw Material to the total raw material used**
Raw Material 1: Flavor and Water	24700 ltr	75 percent
Cost of Total Raw Material	800000	
Sourcing methodology of raw material used:	Direct purchase from supplier	
Availability of raw Material	Easily Available in Market	
Raw Material Efficiency:	65 percent	
Major Problems faced by industry	Raw Material, Transportation, Market	
Contact Information	Name: Sunil Shrestha Phone Number: 9866052058 Email: ----------	

Name of Industry:	Valley Cold Store	Date of Establishment: 2037 BS
Address:	Province: Bagmati District: Kathmandu	Municipality: Kathmandu Metropolitan
Type of Industry	Manufacture of meat and meat products	
Size of Industry	Large	
Capital of Industry:	Rs. 100 crore	
Type of Ownership	Private Limited	
Name of major Products	**Annual Production Capacity:**	Production in 2080/81:
Product 1: Fresh Meat	7665000 KG (in Total)	2500000 kg
Product 2: Frozen Meat & chicken items		

Product 3: Fish		
Value of annual outputs (2080/81 BS)	Rs. 8750,00000	
Number of employment generated	329	Skilled: 19, Semi-skilled: 30 Unskilled: 250, Clerical: 30
Electricity Consumption /Cost (2080/81 BS)	Unit: 4000000	Rs. 36000000
Domestic Raw Material Used	**Quantity (2080/81)**	**Share of Domestic Raw Material to the total raw material used**
Raw Material 1: Live Chicken	3571000 KG	100 percent
Raw Material 2: Fish	100000 KG	50 percent
Cost of Total Raw Material	Rs 906,250,000	
Sourcing methodology of raw material used:	Direct purchase from supplier	
Availability of raw Material	Available in market but not easily	
Raw Material Efficiency:	50 percent	
Major Problems faced by industry	Electricity, labour, Bank loan	
Contact Information	Name: Saksham Ghimire Phone Number: 985106988 Email: valleyghimire@gmail.com	

Name of Industry:	**Paicho Pasal Pvt. Ltd Industry**	**Date of Establishment: 2071 B.S**
Address: Province: Lumbini, District: Gulmi, Municipality: Rurukshetra		
Type of Industry	Manufacture Pickle food products	
Size of Industry	Small	
Capital of Industry:	150000000	
Type of Ownership	Private ltds	
Name of major Products	**Annual Production Capacity:**	**Production in 2080/81:**
Product 1: Tomato Ketchup	3600 - 400 Ton	3600-400 Ton
Product 2: Pickle all vegetables		
Product 3: Jam, Chuk		
Product 4: Soya sauce etc		
Value of annual outputs (2080/81 BS)	Rs. 360000000	
Number of employment generated	200	Skilled: , Semi-skilled: Unskilled: Clerical:
Electricity Consumption /Cost (2080/81 BS)	Unit:	Rs.

Domestic Raw Material Used	Quantity (2080/81)	Share of Domestic Raw Material to the total raw material used
Raw Material 1: Tomato		100 percent
Raw Material 2: Mango		100 percent
Raw Material 3: Chilly		100 percent
Raw Material 4: All vegetables		100 percent
Raw Material 5: Akaware chilly		100 percent
Cost of Total Raw Material	Rs 18 -20 cores	
Sourcing methodology of raw material used:	Direct purchase from suppliers	
Availability of raw Material	Available in market but not easily	
Raw Material Efficiency:	90 percent	
Major Problems faced by industry	Raw material, Market, Labour ,Electricity	
Contact Information	Name: Keshav Raj Neupane Phone Number: 9857076080 Email: keshav@paicho.com	

Name of Industry:	Grihini Khadya Pakaging Industry	Date of Establishment: 2078 BS
Address:	Province: Koshi District: Jhapa	Municipality: Birtamod
Type of Industry	Manufacture of food products	
Size of Industry	Small	
Capital of Industry:	Rs. 200000	
Type of Ownership	Partnership	
Name of major Products	**Annual Production Capacity:**	**Production in 2080/81**
Product 1: Ginger Powder, Pickle	200 Kg	100 Kg
Product 2: Tea Masala	100 Kg	45 Kg
Value of annual outputs (2080/81 BS)	Rs 3000000	
Number of employment generated	1	Skilled: , Semi-skilled: Unskilled: , Clerical:
Electricity Consumption /Cost (2080/81 BS)	Unit: 420	Rs: 70000
Domestic Raw Material Used	**Quantity (2080/81)**	**Share of Domestic Raw Material to the total raw material used**
Raw Material 1:Ginnger	10000 Kg	100 percent
Raw Material 2: Vegetables	2000 Kg	100 percent
Raw Material 3: Spices	400 Kg	100 percent

Cost of Total Raw Material	Rs. 1800000	
Sourcing methodology of raw material used:	Direct purchase from supplier	
Availability of raw Material	Available but not Easy	
Raw Material Efficiency:	60 percent	
Major Problems faced by industry	Labor, Market, Bank Loan, Raw Material	
Contact Information	Name: Susma Paudel, Phone Number: 9852642135 Email: susmapaudel2018@gmail.com	

Name of Industry:	**Namuna Collection Udhyog**	**Date of Establishment: 2017AD**
Address:	Province: Koshi District: Ilam	Municipality: Ilam
Type of Industry	Manufacture of food products	
Size of Industry	Small	
Capital of Industry:	Rs. 3000000	
Type of Ownership	Proprietorship	
Name of major Products	**Annual Production Capacity:**	**Production in 2080/81**
Product 1: Chilli Pickel	3500 Kg	2400 Kg
Product 2: Mix Aachar	3500 Kg	900
Value of annual outputs (2080/81 BS)	Rs 2340000	
Number of employment generated	6	Skilled:3 , Semi-skilled:3 Unskilled: , Clerical:
Electricity Consumption /Cost (2080/81 BS)	Unit: 1309	Rs:14400
Domestic Raw Material Used	**Quantity (2080/81)**	**Share of Domestic Raw Material to the total raw material used**
Raw Material :Chilli(AakbRE)	2400 kG	100 percent
Raw Material 2: Ginger, Lemon, Mango	900	100 percent
Cost of Total Raw Material	Rs 600000	
Sourcing methodology of raw material used:	Direct purchase from supplier	
Availability of raw Material	Available but not Easy	
Raw Material Efficiency:	80 percent	
Major Problems faced by industry	Electricity, Water, Labor, Raw material, Transportation, Market	
Contact Information	Name: Kamal Baskota Rimal, Phone Number: 9842777656 Email: ----------	

Name of Industry:	Mitho Gharelu Khadya Padarth Udhyog	Date of Establishment: 2076B.S
Address:	Province: Gandaki District: Kaski	Municipality: Pokhara
Type of Industry	Manufacture of food products	
Size of Industry	Small	
Capital of Industry:	Rs. 1700000	
Type of Ownership	Proprietorship	
Name of major Products	**Annual Production Capacity:**	**Production in 2080/81**
Product 1: Pickle	2000 Kg	1800 Kg
Product 2: Dry Meat	3000 Kg	2500 Kg
Value of annual outputs (2080/81 BS)	Rs 7500000	
Number of employment generated	10	Skilled:2 , Semi-skilled:3 Unskilled:1 , Clerical:4
Electricity Consumption /Cost (2080/81 BS)	Unit: 9000	Rs:90000
Domestic Raw Material Used	**Quantity (2080/81)**	**Share of Domestic Raw Material to the total raw material used**
Raw Material 1: Fruits & Vegetables	1600 Kg	100 percent
Raw Material 2: Meat	2200 Kg	100 percent
Cost of Total Raw Material	Rs 4000000	
Sourcing methodology of raw material used:	Direct purchase from supplier	
Availability of raw Material	Easily available in Market but in season only	
Raw Material Efficiency:	45 percent	
Major Problems faced by industry	Labor, Raw Material	
Contact Information	Name: Shiva Khadgi, Phone Number: 9805880927 Email: ----------	

Name of Industry:	Jharna Sauce Factory	Date of Establishment: 2065BS
Address:	Province: Lumbini District: Rupandehi	Municipality: Tilottama
Type of Industry	Manufacture of food Products	
Size of Industry	Small	
Capital of Industry:	10 lakhs	
Type of Ownership	Private Limited	
Name of major Products	**Annual Production Capacity:**	**Production in 2080/81**
Product 1: Sauce production	1000000 bottles	700000 bottles
Value of annual outputs (2080/81 BS)	1.75 Crore	
Number of employment generated	5	Skilled: 2, Semi-skilled:1 Unskilled: 2, Clerical:
Electricity Consumption/Cost (2080/81 BS)	4800 unit	Rs.48000
Domestic Raw Material Used	Quantity	Share of Domestic Raw Material to the total raw material used
Raw Material 1:Pumpkin	2 Tons	100 percent
Raw Material 2: Sugar	2 tons	100 percent
Raw Material 3:Tomato	2 tons	100 percent
Raw Material 4: Chilly/spices	300 KG	100 percent
Cost of Total Raw Material (Rs)	Rs. 0.9 Crore	
Sourcing methodology of raw material used:	Direct purchase from supplier	
Availability of raw Material	Easily available in market	
Raw Material Efficiency:	80 percent	
Major Problems faced by industry	Labour, Transport	
Contact Information	Name: Hari Prasad Gyawali, Phone Number: 98570328800 Email:	

Name of Industry:	Subhalaxmi Food Processing and Paddy Industry	Date of Establishment: 2064
Address:	Province: Koshi District: Morang	Municipality: Biratnagar
Type of Industry	Manufacture of food products	
Size of Industry	Small	
Capital of Industry:	500000	
Type of Ownership	Proprietorship	
Name of major Products	**Annual Production Capacity:**	**Production in 2080/81**
Product 1: Maseura	1500 kg	1500 k.g
Product 2: Titura	1500 kg	1500k.g
Value of annual outputs (2080/81 BS)	Rs.600000	
Number of employment generated	2	Skilled:2 , Semi-skilled: Unskilled: Clerical:
Electricity Consumption /Cost (2080/81 BS)	Unit: 120 units	Rs. 20000
Domestic Raw Material Used	**Quantity (2080/81)**	**Share of Domestic Raw Material to the total raw material used**
Raw Material 1: Daal	500 kg	100 percent
Raw Material 2: kupnido	500 kg	100 percent
Raw Material 3: laukaa	500 kg	100 percent
Raw Material 4: mula	500 kg	100 percent
Raw Material 5: aalu	500 kg	100 percent
Cost of Total Raw Material	Rs 250000	
Sourcing methodology of raw material used:	Direct purchase from suppliers	
Availability of raw Material	Easily Available in market	
Raw Material Efficiency:	80 percent	
Major Problems faced by industry	Electricity, Market, Bank loan	
Contact Information	Name: Phone Number: 9804480742 Email:	

Name of Industry:	Subhalav Achar factory	Date of Establishment: 2075BS
Address: Province: Lumbini, District: Rupandehi, Municipality: Tilottama		
Type of Industry	Manufacture of food Products	
Size of Industry	Small	
Capital of Industry:	10 lakhs	
Type of Ownership	Proprietorship	
Name of major Products	**Annual Production Capacity:**	**Production in 2080/81**
Product 1: Pickle	5000 kg	3000 kg
Value of annual outputs (2080/81 BS)	18 lakhs	
Number of employment generated	3	Skilled: 1, Semi-skilled:1 Unskilled: 1, Clerical:
Electricity Consumption/Cost (2080/81 BS)	2400 unit	Rs.24000
Domestic Raw Material Used	**Quantity**	**Share of Domestic Raw Material to the total raw material used**
Raw Material 1: Spices, chilli		100 percent
Raw Material 2: Vegetables		100 percent
Raw Material 3: Raw fruits		100 percent
Cost of Total Raw Material	Rs. 8 Lakhs	
Sourcing methodology of raw material used:	Direct purchase from supplier	
Availability of raw Material	Easily available in market	
Raw Material Efficiency:	80 percent	
Major Problems faced by industry	Market, Transport	
Contact Information	Name: Kamala kuwar K.C, Phone Number: 9847309614 Email:	

Name of Industry:	Chaudhary Suadista Achar Factory	Date of Establishment: 2045BS
Address:	Province: Lumbini District: Rupandehi	Municipality: Tilottama
Type of Industry	Manufacture of food Products	
Size of Industry	Small	
Capital of Industry:	4 cores	
Type of Ownership	Partnership	
Name of major Products	**Annual Production Capacity:**	Production in 2080/81:
Product 1:Spices	20800 Quintal	10800 Quintal
Value of annual outputs (2080/81 BS)	6 Crores	
Number of employment generated	25	Skilled: 10, Semi-skilled:5 Unskilled: 10, Clerical:
Electricity Consumption/Cost (2080/81 BS)	60000 unit	Rs.600000
Domestic Raw Material Used	Quantity	Share of Domestic Raw Material to the total raw material used
Raw Material 1: Coriander seeds		50 percent
Raw Material 2: cumin seeds		50 percent
Raw Material Turmeric		100 percent
Raw Material 4: Dry Chilly & Ginger		100 percent
Cost of Total Raw Material (Rs)	2 cores	
Sourcing methodology of raw material used:	Direct purchase from supplier	
Availability of raw Material	Easily available in market	
Raw Material Efficiency:	90 percent	
Major Problems faced by industry	Market, Rae materials, Electricity	
Contact Information	Name: Santaram Chaudhary Phone Number: 9857023405 Email:	

Name of Industry:	Basanti Achar factory	Date of Establishment: 2063BS
Address:	Province: Lumbini District: Rupandehi	Municipality: Butuwal
Type of Industry	Manufacture of food Products	
Size of Industry	Small	
Capital of Industry:	500000	
Type of Ownership	Private Limited	
Name of major Products	**Annual Production Capacity:**	**Production in 2080/81**
Product 1: Various types of Pickles	20000 kg	18000 kg
Value of annual outputs (2080/81 BS)	Rs. 36000000	
Number of employment generated	5	Skilled:1 , Semi-skilled:2 Unskilled: 2, Clerical:
Electricity Consumption/Cost (2080/81 BS)	4800 unit	Rs. 48000
Domestic Raw Material Used	Quantity	Share of Domestic Raw Material to the total raw material used
Raw Material 1: Raw fruits & Vegetables	10000 kg	100 percent
Raw Material 2: Spices	10000 kg	50 percent
Raw Material 3:Oil	50 ltrs	100 percent
Cost of Total Raw Material (Rs)	6000000	
Sourcing methodology of raw material used:	Direct purchase from supplier	
Availability of raw Material	Some are easily available in market some are very difficult	
Raw Material Efficiency:	80 percent	
Major Problems faced by industry	Market, Raw materials, Transportation	
Contact Information	Name: Bashanti Khatri, Phone Number: 9847036127 Email:	

Name of Industry:	Purwanchal Mauri Palan Udhyog	Date of Establishment: 2013AD
Address:	Province: Koshi District: Jhapa	Municipality: Arjundhara
Type of Industry	Manufacture of food products	
Size of Industry	Small	
Capital of Industry:	Rs. 3000000	
Type of Ownership	Private Limited	
Name of major Products	**Annual Production Capacity:**	**Production in 2080/81**
Product 1: Honey	7000 Kg	7000 Kg
Product 2: Wax	150 Kg	150 Kg
Product 3: Mauri Ghar	500	500
Value of annual outputs (2080/81 BS)	Rs 2450000	
Number of employment generated	4	Skilled: , Semi-skilled: Unskilled: , Clerical:
Electricity Consumption /Cost (2080/81 BS)	Unit:1200	Rs: 30000
Domestic Raw Material Used	**Quantity (2080/81)**	**Share of Domestic Raw Material to the total raw material used**
Raw Material 1:wood	2500 S.f	100 percent
Cost of Total Raw Material	Rs250000	
Sourcing methodology of raw material used:	Direct purchase from supplier	
Availability of raw Material	Available But not Easy	
Raw Material Efficiency:	80 percent	
Major Problems faced by industry	Raw material, Market, Transportation, Labor	
Contact Information	Name: Helen Kharel, Phone Number: 9842674460 Email: kharelhelen@gmail.com	

Name of Industry:	Durga Rice Mills	Date of Establishment: 1990
Address: Province: Sudurpaschim District: Kailali, Municipality: Dhangadhi		
Type of Industry	Rice Mill	
Size of Industry	Large	
Capital of Industry:	Rs. 51 crore	
Type of Ownership	Proprietorship	
Name of major Products	**Annual Production Capacity:**	Production in 2080/81:
Product 1: Rice	40000 MT	20000 MT
Product 2: Broken Rice	5000 MT	50 MT
Product 3: Husk		
Value of annual outputs (2080/81 BS)	RS 12.5 Crore	
Number of employment generated	35	
Electricity Consumption/Cost (2080/81 BS)	unit -90000	Rs. 900000
Domestic Raw Material Used	Quantity	Share of Domestic Raw Material to the total raw material used
Raw Material 1: Paddy	32000 MT	100 percent
Cost of Total Raw Material (Rs)	8.5 Crore	
Sourcing methodology of raw material used:	Direct purchase from supplier	
Availability of raw Material	Easily available in market	
Raw Material Efficiency:	70 percent	
Major Problems faced by industry	Electricity, market, Transport, Bank loan	
Contact Information	Name: Makhan Babu Phone Number: Email:	

Name of Industry:	Manoj Rice Mills	Date of Establishment: 2047
Address: Province: Madhesh, District: Saptari, Municipality: Rajbiraj		
Type of Industry	Rice Mill	
Size of Industry	small	
Capital of Industry:	Rs. 2000000	
Type of Ownership	Proprietorship	
Name of major Products	**Annual Production Capacity:**	Production in 2080/81:
Product 1: Rice	500 MT	190 MT

Product 2: Broken Rice	50 MT	5 MT
Product 3: Husk		
Value of annual outputs (2080/81 BS)	RS 12000000	
Number of employment generated	3	
Electricity Consumption/Cost (2080/81 BS)	unit -90000	Rs. 900000
Domestic Raw Material Used	Quantity	Share of Domestic Raw Material to the total raw material used
Raw Material 1: Paddy	320 MT	100 percent
Cost of Total Raw Material (Rs)	5000000	
Sourcing methodology of raw material used:	Direct purchase from supplier	
Availability of raw Material	Easily available in market	
Raw Material Efficiency:	65 percent	
Major Problems faced by industry	Electricity, market, Transport,Bank loan	
Contact Information	Name: Manish kumar Phone Number: 9842904591 Email:	

Name of Industry:	**Shyambaba Rice Mills Pvt. Ltd.**	**Date of Establishment: 2062BS**
Address:	Province: Madhesh District: Saptari	Municipality: Rajbiraj
Type of Industry	Manufacture of Rice Mills factory	
Size of Industry	Medium	
Capital of Industry:	Rs. 230000000	
Type of Ownership	Private ltd.	
Name of major Products	**Annual Production Capacity:**	Production in 2080/81:
Product 1: Rice	1000 MT	500 MT
Product 2: Broken Rice	100 MT	5 MT
Value of annual outputs (2080/81 BS)	32000000	
Number of employment generated	10	
Electricity Consumption/Cost (2080/81 BS)	unit -90000	Rs. 900000
Domestic Raw Material Used	**Quantity**	**Share of Domestic Raw Material to the total raw material used**

Raw Material 1: Paddy	770 MT	100 percent
Cost of Total Raw Material (Rs)	20000000	
Sourcing methodology of raw material used:	Direct purchase from supplier	
Availability of raw Material	Easily available in market	
Raw Material Efficiency:	65 percent	
Major Problems faced by industry	Electricity, market, Transport,Bank loan	
Contact Information	Name: Upendra kumar Bagat Phone Number: 9801623457 Email: shyambanarice@gmail.com	

Name of Industry:	**Manakamana Rice Mill**	**Date of Establishment: 2065BS**
Address:	Province: Lumbini District: Rupandehi	Municipality: Tilottama
Type of Industry	Manufacture of food Products	
Size of Industry	Small	
Capital of Industry:	200000	
Type of Ownership	Private Limited	
Name of major Products	**Annual Production Capacity:**	Production in 2080/81:
Product 1: Rice	20 Ton	20 Ton
Product 2: Maize	5 Ton	5 Ton
Product 3: Oil etc	10 Ton	10 Ton
Value of annual outputs (2080/81 BS)	1 cores	
Number of employment generated	5	
Electricity Consumption/Cost (2080/81 BS)		Rs. 13 lakhs
Domestic Raw Material Used	Quantity	Share of Domestic Raw Material to the total raw material used
Raw Material 1: Paddy		100 percent
Raw Material 2: Maize		100 percent
Raw Material 3: Wheat		100 percent
Raw Material 4: Mustard		100 percent
Cost of Total Raw Material	Rs. 60 Lakhs	
Sourcing methodology of raw material used:	Direct purchase from supplier	
Availability of raw Material	Easily available in market	

Raw Material Efficiency:	75 percent	
Major Problems faced by industry	Market, Raw materials, Electricity	
Contact Information	Name: Bishal Belbase Phone Number: 9847296083 Email:	

Name of Industry:	**Shivashakati mill Industry**	**Date of Establishment: 2071/11/03**
Address:	Province: Koshi District: Morang	Municipality: Britnagar
Type of Industry	Manufacture food products	
Size of Industry	Small	
Capital of Industry:	2000000	
Type of Ownership	Proprietorship	
Name of major Products	**Annual Production Capacity:**	**Production in 2080/81**
Product 1: Rice	3000 packets (100 kg)	3000 packets (100 kg)
Product 2: Oil	10 thousand litres	10 thousand litres
Value of annual outputs (2080/81 BS)	Rs. 1 Crore	
Number of employment generated	4	
Electricity Consumption /Cost (2080/81 BS)	Unit: 12000	Rs. 144000
Domestic Raw Material Used	**Quantity (2080/81)**	**Share of Domestic Raw Material to the total raw material used**
Raw Material 1: Paddey		100 percent
Raw Material 2: Mustard	20 thousand kg	100 percent
Cost of Total Raw Material	Rs 60 lakhs	
Sourcing methodology of raw material used:	Direct purchase from suppliers	
Availability of raw Material	Available in market but not easily	
Raw Material Efficiency:	70 percent	
Major Problems faced by industry	Raw material, Market, Labour ,Electricity	
Contact Information	Name: Bhupal Thapa Phone Number: 9842341587 Email:	

Name of Industry:	Aarju Rice Mill	Date of Establishment: 2078 BS
Address:	Province: Koshi District: Morang	Municipality: Belbaari
Type of Industry	Manafucture of food products	
Size of Industry	Large	
Capital of Industry:		
Type of Ownership	Private ltd.	
Name of major Products	**Annual Production Capacity:**	**Production in 2080/81:**
Product 1:	22000 ton	22000 ton
Value of annual outputs (2080/81 BS)	Rs. 18 Crore	
Number of employment generated	60	
Electricity Consumption /Cost (2080/81 BS)	Unit:	Rs.
Domestic Raw Material Used	**Quantity (2080/81)**	**Share of Domestic Raw Material to the total raw material used**
Raw Material 1: Paddy (Agani)	14000 ton	100 percent
Raw Material 2: Paddy (Chaitya)	8000 ton	100 percent
Cost of Total Raw Material	Rs 12 Crore	
Sourcing methodology of raw material used:	Direct purchase from supliers	
Availability of raw Material	Available in market but not easily	
Raw Material Efficiency:	65 percent	
Major Problems faced by industry	Raw material, Market , Elecricity	
Contact Information	Name: Phone Number: 9802745293 Email: arjuricemillpltd@gmail.com	

Name of Industry:	Badachuli Rice Mill	Date of Establishment: 1969 AD
Address:	Province: Gandaki District: Nawalparasi east	Municipality: Kawasoti
Type of Industry	Manufacture of food products	
Size of Industry	Small	
Capital of Industry:	Rs. 3000000	
Type of Ownership	Proprietorship	

Name of major Products	**Annual Production Capacity:**	**Production in 2080/81:**
Product 1: Rice	182500 Kg	182.5 ton
Product 2: Oil	25000 Ltr	-------
Value of annual outputs (2080/81 BS)	Rs 14000000	
Number of employment generated	4	
Electricity Consumption /Cost (2080/81 BS)	Unit: 2000	Rs: 300000
Domestic Raw Material Used	**Quantity (2080/81)**	**Share of Domestic Raw Material to the total raw material used**
Raw Material 1: Wheat	36000 Kg	100 percent
Raw Material 2: Mustard Seed	25000 KG	100 percent
Raw Material 3: Paddy		100 percent
Cost of Total Raw Material	Rs. 9000000	
Sourcing methodology of raw material used:	Direct purchase from supplier	
Availability of raw Material	Easily Available in Market	
Raw Material Efficiency:	60 percent(Rice)-35 percent(Mustard)	
Major Problems faced by industry	Electricity, Labor	
Contact Information	Name: Dinesh Raj Bhattari, Phone Number: 9857040381 Email: drb.bhattarai010@gmail.com	

Name of Industry:	**Manakamana Rice Mill**	**Date of Establishment: 2056**
Address:	Province: Lumbini District: Rupandehi	Municipality: Tillotama
Type of Industry	Manufacture of food Products	
Size of Industry	Small	
Capital of Industry:	Rs. 2500000	
Type of Ownership	Proprietorship	
Name of major Products	**Annual Production Capacity:**	**Production in 2080/81:**
Product 1: Rice	1000 ton	1000 ton
Product 2: Rice Bran	1000 ton	1000 ton
Product 3: Broken Rice	1200 ton	1200 ton
Value of annual outputs (2080/81 BS)	Rs 28000000	
Number of employment generated	4	

Electricity Consumption /Cost (2080/81 BS)	Unit: 56000	Rs: 600000
Domestic Raw Material Used	**Quantity (2080/81)**	**Share of Domestic Raw Material to the total raw material used**
Raw Material 1: Paddy	1700 ton	100 percent
Raw Material 2: Maize	1700 ton	100 percent
Cost of Total Raw Material	Rs. 19000000	
Sourcing methodology of raw material used:	Direct purchase from supplier	
Availability of raw Material	Available but not Easy	
Raw Material Efficiency:	Paddy 65 percent/maize 80 percent	
Major Problems faced by industry	Bank Loan, Market, Raw Materials, Labor, Electricity	
Contact Information	Name: Bishal Belbase Phone Number: 9847296083 Email: belbasebishal075@gmail.com	

Name of Industry:	**Mauraniya Rice Mills**	**Date of Establishment: 1990 AD**
Address:	Province: Sudurpaschim District: Kailali	Municipality: Tikapur
Type of Industry	Manufacture of Rice Production	
Size of Industry	Large	
Capital of Industry:	65 crores	
Type of Ownership	Proprietorship	
Name of major Products	**Annual Production Capacity:**	**Production in 2080/81:**
Product 1: Rice	6000 MT	27000 MT
Product 2: Husk		
Value of annual outputs (2080/81 BS)	Rs 16.4 crores	
Number of employment generated	44	
Electricity Consumption/Cost (2080/81 BS)	unit -	Rs. 2000000
Domestic Raw Material Used	**Quantity**	**Share of Domestic Raw Material to the total raw material used**
Raw Material 1: Paddy	8.5 crores	100 percent
Cost of Total Raw Material (Rs)		
Sourcing methodology of raw material used:	Direct purchase from supplier	

Availability of raw Material	Easily available in market	
Raw Material Efficiency:	65 percent	
Major Problems faced by industry	Electricity, market, Transport, Raw materials	
Contact Information	Name: Narayan Goel Phone Number: Email:	

Name of Industry:	**Shree foods**	**Date of Establishment: 2080 BS**
Address:	Province: Sudurpaschim District: Kailali	Municipality:Dhangadi
Type of Industry	Manufacture of food Production	
Size of Industry	Medium	
Capital of Industry:	37 crores	
Type of Ownership	Proprietorship	
Name of major Products	**Annual Production Capacity:**	**Production in 2080/81:**
Product 1: Rice	36400 MT	32000 MT
Product 2: Rice brand	3360 MT	2600 MT
Product 3: Husk	6500 MT	6000 MT
Value of annual outputs (2080/81 BS)	Rs 20.8 crores	
Number of employment generated	54	
Electricity Consumption/Cost (2080/81 BS)	unit - 200000	Rs. 2000000
Domestic Raw Material Used	Quantity	Share of Domestic Raw Material to the total raw material used
Raw Material 1:Paddy	54000 MT	100 percent
Cost of Total Raw Material (Rs)	11.8 crores	
Sourcing methodology of raw material used:	Direct purchase from supplier	
Availability of raw Material	Easily available in market	
Raw Material Efficiency:	65 percent	
Major Problems faced by industry	Electricity, market, Transportation, Raw materials	
Contact Information	Name: Phone Number: Email:	

Name of Industry:	Menuka Bakery Pvt Ltd	Date of Establishment: 2063 BS
Address:	Province: Koshi District: Ilam	Municipality: Ilam
Type of Industry	Manufacture of food products	
Size of Industry	Small	
Capital of Industry:	Rs. 2000000	
Type of Ownership	Proprietorship	
Name of major Products	**Annual Production Capacity:**	**Production in 2080/81**
Product 1: Bakery Item	2500000 pcs	3000 pcs
Product 2: Bread Item	20000 pcs	20000 pcs
Product 3: Biscuit Item	5000 packet	225000
Value of annual outputs (2080/81 BS)	Rs 3250000	
Number of employment generated	5	
Electricity Consumption /Cost (2080/81 BS)	Unit:2160	Rs:23760
Domestic Raw Material Used	**Quantity (2080/81)**	**Share of Domestic Raw Material to the total raw material used**
Raw Material 1:Flour	1000 kg	100 percent
Raw Material 2: Whip cream (processing by Milk and Buter)	1200 Kg	100 percent
Raw Material 3: Sugar	2400 Kg	100 percent
Cost of Total Raw Material	2000000	
Sourcing methodology of raw material used:	Direct purchase from supplier	
Availability of raw Material	Easily Available in Market	
Raw Material Efficiency:	80 percent	
Major Problems faced by industry	Electricity, Water, Labor, Raw materials, Transportation, Market, Bank Loan	
Contact Information	Name: Sarmila Niroula Phone Number: 9842720732 Email: bununiroula99@gmai.com	

Name of Industry:	Amrit Bakery Udyog	Date of Establishment: 2067 B.S.
Address:	Province: Gandaki District: Kaski	Municipality: Pokhara
Type of Industry	Manufacture of food products	
Size of Industry	Small	
Capital of Industry:	Rs. 1000000	

Type of Ownership	Proprietorship	
Name of major Products	**Annual Production Capacity:**	Production in 2080/81:
Product 1: Bakery Products	19000 Kg	18800 Kg
Value of annual outputs (2080/81 BS)	Rs. 5500000	
Number of employment generated	5	Skilled: , Semi-skilled: Unskilled: , Clerical:
Electricity Consumption /Cost (2080/81 BS)	Unit: 4320	Rs: 51840
Domestic Raw Material Used	**Quantity (2080/81)**	**Share of Domestic Raw Material to the total raw material used**
Raw Material 1: Flour, Sugar, Ghee, Butter Baking Powder	17000 Kg	100 percent
Cost of Total Raw Material	Rs 2780000	
Sourcing methodology of raw material used:	Direct purchase from supplier	
Availability of raw Material	Easily Available in the Market	
Raw Material Efficiency:	69 percent	
Major Problems faced by industry	Market, Bank Loan	
Contact Information	Name: Makhamali Tamrakar Phone Number: 9846502003 Email: ----------	

Name of Industry:	**Gangorti Bakes and Cakes Industry**	**Date of Establishment: 2010 AD**
Address:	Province: Sudurpashchi District: Kanchanpur	Municipality: Bheemdata
Type of Industry	Manufacture of food products	
Size of Industry	Small	
Capital of Industry:	2000000	
Type of Ownership	Patnership	
Name of major Products	**Annual Production Capacity:**	Production in 2080/81:
Product 1: cakes	10950 pieces	10950 pieces
Product 2: Breads	36500 pieces	36500 pieces
Product 3:Pastries	36500 pieces	36500 pieces
Product 4: Doughnuts	18250 pieces	18250 pieces
Value of annual outputs (2080/81 BS)	Rs. 1.2 Crore	
Number of employment generated	15	Skilled:4, Semi-skilled: 5 Unskilled:4 Clerical: 2

Electricity Consumption /Cost (2080/81 BS)	Unit:	Rs.
Domestic Raw Material Used	**Quantity (2080/81)**	**Share of Domestic Raw Material to the total raw material used**
Raw Material 1: Maida		100 percent
Raw Material 2: Sugar		100 percent
Raw Material 3: Butter		100 percent
Raw Material 4: Eggs		100 percent
Raw Material 5: Baking powder		
Cost of Total Raw Material	Rs 40 Lakh	
Sourcing methodology of raw material used:	Direct purchase from market	
Availability of raw Material	Easily available in market	
Raw Material Efficiency:	85 percent	
Major Problems faced by industry	Raw material, Marke,Transportation, Electricity	
Contact	Name: Jadish Chandra Bhatta, Phone Number: 9848172939 Email:jidishmission30@gmail.com	

Name of Industry:	**Himal Bakery**	**Date of Establishment: 1972 AD**
Address:	Province: Bagmati District: Kathmandu	Municipality: Kathmandu Metropolitan
Type of Industry	Manufacture of Bakery Items	
Size of Industry	Small	
Capital of Industry:	Rs. One crore	
Type of Ownership	Private Limited	
Name of major Products	**Annual Production Capacity:**	**Production in 2080/81**
Product 1: Bread	648 Tons	324 Tons
Product 2: Croissant	75 Tons	50 Tons
Product 3: Cake	104 Tons	60 Tons
Product 4: Roll	50 Tons	25 Tons
Value of annual outputs (2080/81 BS)	Rs. 32 Crore	
Number of employment generated	40	Skilled: 23, Semi-skilled: 5 Unskilled: 2, Clerical: 10
Electricity Consumption /Cost (2080/81 BS)	Unit: 96000	Rs. 950,000
Domestic Raw Material Used	**Quantity (2080/81)**	**Share of Domestic Raw Material to the total raw material used**

Raw Material 1: Wheat Flour	320,000 KG	100 percent
Raw Material 2: Sugar	4600 KG	100 percent
Raw Material 3: Salt	3600 KG	100 percent
Raw Material 4: Ghee	21600 KG	100 percent
Raw Material 5: Yeast	6000 KG	100 percent
Cost of Total Raw Material	Rs 13.5 Crore	
Sourcing methodology of raw material used:	Through quotation from supplier	
Availability of raw Material	Available in market but not easily	
Raw Material Efficiency:	75 percent	
Major Problems faced by industry	Raw material, Market	
Contact Information	Name: Subodh Pradhananga Phone Number: 9841296774 Email: subodh@himalbakery .com	

Name of Industry:	**Bijaya Bakery Udhyog**	**Date of Establishment: 2070 BS**
Address:	Province: Gandaki District: Kaski	Municipality: Pokhara
Type of Industry	Manufacture of food products	
Size of Industry	Small	
Capital of Industry:	Rs. 1500000	
Type of Ownership	Proprietorship	
Name of major Products	**Annual Production Capacity:**	**Production in 2080/81**
Product 1: Bakery Products	21500 piece	15000 piece
Value of annual outputs (2080/81 BS)	Rs 2000000	
Number of employment generated	4	Skilled:1 , Semi-skilled:1 Unskilled:1 , Clerical: 1
Electricity Consumption /Cost (2080/81 BS)	Unit: 11000	Rs:110000
Domestic Raw Material Used	**Quantity (2080/81)**	**Share of Domestic Raw Material to the total raw material used**
Raw Material 1: Flour	13000 Kg	80 percent
Raw Material 2: Eggs		100 percent
Raw Material 3: Sugar, Sugar Syrup		75 precent
Cost of Total Raw Material	Rs 1000000	
Sourcing methodology of raw material used:	Direct purchase from supplier	

Availability of raw Material	Easily available in Market	
Raw Material Efficiency:	85 percent	
Major Problems faced by industry	Market	
Contact Information	Name: Kamala Adhakari Phone Number: 9856024483	

2.7 Miscellaneous

2.7.1 Background

In the preceding section of this chapter, we have outlined the profiles of industries primarily reliant on domestic raw materials. These industries include: a) Tea & Coffee Processing Industries, b) Cement Industries, c) Dairy Industries, d) Herb Processing Industries, e) Animal Feed Industries, and f) Food Processing Industries. In addition to these, there are other sectors that utilize domestic raw materials as their main inputs, such as Wood and Wood Products Industries, Bottle and Jar Water Industries, Brick & Tiles Industries, and Garment Industries, which are predominantly based on Allo, Hemp, and Dhaka. This section provides information about these industries derived from a survey.

2.7.2 Wood & Wood Products

Nepal's wood and wood products sector, the primary raw materials are various species of timber sourced from forests. These timbers are employed in construction, furniture making, and a range of other products. All raw materials can be found in the domestic market and domestic products. However, knot bolts and other items must be sourced from imported raw materials.

In this study, a sample of 12 industries was selected. According to the industrialists in the wood and wood product sectors, most of these industries utilize domestic wood as their raw material. They acquire raw materials directly from suppliers. The primary challenge they encounter is transportation, as moving wood from one location to another is quite cumbersome. Additionally, an irregular power supply presents another issue for these industries. Other challenges they face include a shortage of skilled labor, competition in the market from imported wood products, and difficulties in obtaining bank loans.





2.7.3 Bricks and Tiles

In Nepal's brick and tile sector, the main raw materials consist of clay, sand, and water. These components are utilized to form the fundamental body of bricks or tiles, which are subsequently fired in a kiln to attain strength and durability. Furthermore, supplementary materials such as firewood, rice husk, or sawdust are employed as fuel for the firing process of the bricks.

For this study 13 bricks and tile industries were selected. All the industries purchase raw material directly and they face problems such as coal import, manpower and transportation. In some seasons unexpected rain make loss of products but difficult to get recovery from Insurance Companies.

2.7.4 Others

Likewise, industries such as the production of drinking water (in bottles and jars), the Nepali Kagaj industry, Allo/Hemp/Dhaka Garment Industries as well as leather and leather goods, have been relying on domestic raw materials. These industries acquire their raw materials directly from the market; however, they encounter challenges such as a shortage of raw materials, an insufficient and competitive market, and irregular power supply.

2.7.5 Profiles of some Miscellaneous Industries

(a) Wood and Wood Products

Name of Industry:	Miraj Kastha Udhyod	Date of Establishment: 2017 BS
Address:	Province: Gandaki District: Kaski	Municipality: Pokhara
Type of Industry	Manufacture of wood and wood products	
Size of Industry	Small	
Capital of Industry:	Rs. 15000000	
Type of Ownership	Proprietorship	
Name of major Products	**Annual Production Capacity:**	**Production in 2080/81**
Product 1: Bed	15000 Piece	14200 Piece (in Total)
Product 2: Chair/Table		
Product 3: Cupboard		
Value of annual outputs (2080/81 BS)	Rs 85265070	
Number of employment generated	12	Skilled: , Semi-skilled: Unskilled: , Clerical:

Electricity Consumption /Cost (2080/81 BS)	Unit: 24150	Rs: 250000
Domestic Raw Material Used	**Quantity (2080/81)**	**Share of Domestic Raw Material to the total raw material used**
Raw Material 1: Wood	175000 m^3	75 percent
Raw Material 2: Knot, bolt		
Cost of Total Raw Material	Rs 40000000	
Sourcing methodology of raw material used:	Direct purchase from supplier	
Availability of raw Material	Available But Not Easy	
Raw Material Efficiency:	65 percent	
Major Problems faced by industry	Raw material, Transportation	
Contact Information	Name: Ramesh Raj Upadhyaya Gyawali Phone Number: 9856012000 Email: ----------	

Name of Industry:	**Nest Furniture**	**Date of Establishment: 2055 B.S.**
Address:	Province: Bagmati District: Lalitpur	Municipality: Lalitpur
Type of Industry	Manufacture of woods and wood products	
Size of Industry	Medium	
Capital of Industry:	Rs. 25 crore	
Type of Ownership	Private Limited	
Name of major Products	**Annual Production Capacity:**	**Production in 2080/81**
Product 1: Bed	5000	5000
Product 2: Sofa	5000	5000
Product 3: Chair/Table	10000	8000
Value of annual outputs (2080/81 BS)	Rs 45 Crore	
Number of employment generated	230	Skilled:40 , Semi-skilled:150 Unskilled:30 , Clerical:10
Electricity Consumption /Cost (2080/81 BS)	Unit: 40000	Rs: 360000
Domestic Raw Material Used	**Quantity (2080/81)**	**Share of Domestic Raw Material to the total raw material used**
Raw Material 1: Wood		100 percent
Raw Material 2: Ply Wood		100 percent
Raw Material 3: Foam		75 percent
Cost of Total Raw Material	Rs. 16 Crore	
Sourcing methodology of	Direct purchase from	

raw material used:	supplier	
Availability of raw Material	Easily Available in Market	
Raw Material Efficiency:	2 crore	
Major Problems faced by industry	Electricity	
Contact Information	Name: Jyoti Prashad Poudel Phone Number: 015534028 Email: account@nestfurnitures.com	

Name of Industry:	**Jugle Andhikhola Furniture Udhyog**	**Date of Establishment:2072 B.S.**
Address:	Province: Gandaki District: Kaski	Municipality: Pokhara
Type of Industry	Manufacture of Wood and Products of Wood	
Size of Industry	Small	
Capital of Industry:	Rs. 500000	
Type of Ownership	Proprietorship	
Name of major Products	**Annual Production Capacity:**	**Production in 2080/81**
Product 1: Furniture	20000 pcs	15000 pcs
Value of annual outputs (2080/81 BS)	Rs 3000000	
Number of employment generated	3	Skilled: 1 , Semi-skilled:1 Unskilled: , Clerical: 1
Electricity Consumption /Cost (2080/81 BS)	Unit: 1080	Rs: 10800
Domestic Raw Material Used	**Quantity (2080/81)**	**Share of Domestic Raw Material to the total raw material used**
Raw Material 1:Wood	700 Cubic Ft.	100 percent
Cost of Total Raw Material	Rs 1200000	
Sourcing methodology of raw material used:	Direct purchase from supplier	
Availability of raw Material	Available but not Easy	
Raw Material Efficiency:	10 percent	
Major Problems faced by industry	Market	
Contact Information	Name: Raj Kumar B.K Phone Number: 9866041845 Email: ----------	

Name of Industry:	Pawan Saw Mill	Date of Establishment: 2061 B.S
Address:	Province: Gandaki District: Kaski	Municipality: Pokhara
Type of Industry	Manufacture of Wood & Product of Wood	
Size of Industry	Small	
Capital of Industry:	Rs. 2500000	
Type of Ownership	Proprietorship	
Name of major Products	**Annual Production Capacity:**	Production in 2080/81:
Product 1: Wood	9250 Cubic Ft	8250 Cubic Ft
Value of annual outputs (2080/81 BS)	Rs 50000000	
Number of employment generated	5	Skilled:1 , Semi-skilled:2 Unskilled:1 , Clerical:1
Electricity Consumption /Cost (2080/81 BS)	Unit: 17368	Rs: 165000
Domestic Raw Material Used	**Quantity (2080/81)**	**Share of Domestic Raw Material to the total raw material used**
Raw Material 1: Raw Wood	6350 Cubic Ft	100 percent
Cost of Total Raw Material	Rs. 2032000	
Sourcing methodology of raw material used:	Direct purchase from supplier	
Availability of raw Material	Available but not Easy	
Raw Material Efficiency:	75 percent	
Major Problems faced by industry	Labor, Raw Materials	
Contact Information	Name: Surya Prakash Tiwari Phone Number: 9856023719 Email: ----------	

Name of Industry:	Himal Furniture Udhyog	Date of Establishment: 2066 B.S.
Address:	Province: Gandaki District: Kaski	Municipality: Pokhara
Type of Industry	Manufacture of wood & wood products	
Size of Industry	Small	
Capital of Industry:	Rs. 2000000	
Type of Ownership	Proprietorship	
Name of major Products	**Annual Production Capacity:**	**Production in 2080/81**
Product 1: Furniture	350 piece	320 piece
Value of annual outputs (2080/81 BS)	Rs 80,21700	

Number of employment generated	5	Skilled:2 , Semi-skilled:1 Unskilled: 1, Clerical: 1
Electricity Consumption /Cost (2080/81 BS)	Unit: 2650	Rs: 26500
Domestic Raw Material Used	**Quantity (2080/81)**	**Share of Domestic Raw Material to the total raw material used**
Raw Material 1: Wood	160 Cubic Ft.	100 percent
Raw Material 2: Ply Wood	…….	100 percent
Cost of Total Raw Material	Rs 2500000	
Sourcing methodology of raw material used:	Direct purchase from supplier	
Availability of raw Material	Easily Available in the Market	
Raw Material Efficiency:	65 percent	
Major Problems faced by industry	Labor, electricity	
Contact Information	Name: Padam Bahadur Pun Phone Number: 9804195132	

Name of Industry:	**Alisha Saw Mill**	**Date of Establishment: 2065 B.S.**
Address: Province: Gandaki, District: Kaski, Municipality: Pokhara		
Type of Industry	Manufacture of wood and products of wood (including furniture)	
Size of Industry	Small	
Capital of Industry:	Rs. 2000000	
Type of Ownership	Proprietorship	
Name of major Products	**Annual Production Capacity:**	**Production in 2080/81**
Product 1: Furniture	850 Piece	750 Piece
Product 2: Wood	355 cubic feet	320 cubic feet
Value of annual outputs (2080/81 BS)	Rs 4000000	
Number of employment generated	10	Skilled:4 , Semi-skilled:2 Unskilled:2 , Clerical: 2
Electricity Consumption /Cost (2080/81 BS)	Unit: 8093	Rs: 129500
Domestic Raw Material Used	**Quantity (2080/81)**	**Share of Domestic Raw Material to the total raw material used**
Raw Material 1: wood	15000 Cubic ft.	100 percent
Raw Material 2: plywood		100 percent
Raw Material 3: synthetic raisin		-
Raw Material 4: tin plate,		-

Cost of Total Raw Material	Rs 1800000	
Sourcing methodology of raw material used:	Direct purchase from supplier	
Availability of raw Material	Available but not Easy	
Raw Material Efficiency:	43 percent	
Major Problems faced by industry	Labor, Raw Material, Market	
Contact Information	Name: Jhalak B.K. Phone Number: 9846140424	

Name of Industry:	**Subha Narayani Furniture Udhyog**	**Date of Establishment: 2010 AD**
Address:	Province: Lumbini District: Rupandehi	Municipality: Butwal
Type of Industry	Manufacture of wood and wood products	
Size of Industry	Small	
Capital of Industry:	Rs. 3200000	
Type of Ownership	Proprietorship	
Name of major Products	**Annual Production Capacity:**	**Production in 2080/81**
Product 1: Sofa	500 Set	500 sets
Product 2: Bed	2000	1000
Product 3: Cupboard	60	50
Value of annual outputs (2080/81 BS)	Rs 20000000	
Number of employment generated	26	Skilled:10 , Semi-skilled:5 Unskilled: , Clerical: 1
Electricity Consumption /Cost (2080/81 BS)	Unit: 10800	Rs:108000
Domestic Raw Material Used	**Quantity (2080/81)**	**Share of Domestic Raw Material to the total raw material used**
Raw Material 1:Wood	200000	100 percent
Raw Material 2: others		
Cost of Total Raw Material	Rs 8000000	
Sourcing methodology of raw material used:	Direct purchase from supplier	
Availability of raw Material	Very Difficult	
Raw Material Efficiency:	80 percent	
Major Problems faced by industry	Electricity, Water, Labor, Raw material, Market	
Contact Information	Name: Ashok Kumar Kuwar Phone Number: 9857062645 Email: ashokkuwar1@gmail.com	

Name of Industry:	GR Kastha Udhyog	Date of Establishment: AD
Address: Province: Lumbini, District: Dang, Municipality: Rapti Gaun Palika		
Type of Industry	Manufacture of wood & wood products	
Size of Industry	Small	
Capital of Industry:	Rs. 4800000	
Type of Ownership	Proprietorship	
Name of major Products	**Annual Production Capacity:**	**Production in 2080/81**
Product 1: झ्याल, चौका र फर्निचर	10000000	Furniture
Product 2: चौकस	25000	390 cft
Product 3: पल्ला	500	2000000
Value of annual outputs (2080/81 BS)	Rs 15500000	
Number of employment generated	11	Skilled:3 , Semi-skilled:3 Unskilled:3 , Clerical: 2
Electricity Consumption /Cost (2080/81 BS)	Unit:40000	Rs:400000
Domestic Raw Material Used	**Quantity (2080/81)**	**Share of Domestic Raw Material to the total raw material used**
Raw Material 1: गोलियातथाचिरानकाठ	6000 cft	100 percent
Cost of Total Raw Material	Rs 5000000	
Sourcing methodology of raw material used:	Direct purchase from supplier	
Availability of raw Material	Available but not easy	
Raw Material Efficiency:	75 percent	
Major Problems faced by industry	Electricity, Labor	
Contact Information	Name: गन्जबहादुरबिष्ट Phone Number: 9857832150 Email: grkasthaudhyog387@gmail.com	

Name of Industry:	Rakesh saw mill Industry	Date of Establishment: 2067 B.S.
Address:	Province: Madhesh District: Bara	Municipality: Jitpur
Type of Industry	Manufacture of wood products	
Size of Industry	Medium	
Capital of Industry:	5000000	
Type of Ownership	Proprietorship	
Name of major Products	**Annual Production Capacity:**	**Production in 2080/81**
Product 1: Chiran katha	10000 C.F	7000 C.F
Product 2: Chiran dust		
Product 3: Chiran furniture products		
Value of annual outputs (2080/81 BS)	Rs. 5 Crore	
Number of employment generated	5	Skilled: , Semi-skilled: Unskilled: Clerical:
Electricity Consumption /Cost (2080/81 BS)	Unit: 3000	Rs. 30000
Domestic Raw Material Used	**Quantity (2080/81)**	**Share of Domestic Raw Material to the total raw material used**
Raw Material 1: Saal		100 percent
Raw Material 2: Jamu masala tree		25 percent
Raw Material 3: Daura		100 percent
Cost of Total Raw Material	Rs 2 Core	
Sourcing methodology of raw material used:	Through quotation	
Availability of raw Material	Available in market but not easily	
Raw Material Efficiency:	90 percent	
Major Problems faced by industry	Raw material, Market, Labour ,Electricity	
Contact Information	Name: Ganesh Shrestha, Phone Number: 9855967831 Email:ganeshrestha900@gmail.com	

Name of Industry:	Aamako chino Industry	Date of Establishment: 2067
Address: Province: Koshi, District: Morang, Municipality: Biratnagar		
Type of Industry	Manufacture of wood products	
Size of Industry	Small	
Capital of Industry:	500000	
Type of Ownership	Proprietorship	
Name of major Products	**Annual Production Capacity:**	**Production in 2080/81**
Product 1: Footmate	500 pieces	200 pieces
Product 2: Table mate	500 pieces	300 pieces
Product 3: Kring	2000 pieces	1000 pieces
Value of annual outputs (2080/81 BS)	Rs. 800000	
Number of employment generated	5	Skilled: , Semi-skilled: Unskilled: Clerical:
Electricity Consumption /Cost (2080/81 BS)	Unit: 480	Rs. 6000
Domestic Raw Material Used	**Quantity (2080/81)**	**Share of Domestic Raw Material to the total raw material used**
Raw Material 1: Juta	40 kg	100 percent
Raw Material 2:Makai ko khosta	80 kg	100 percent
Raw Material 3: Paral	500 KG	100 percent
Cost of Total Raw Material	Rs 200000	
Sourcing methodology of raw material used:	Direct purchase from suppliers	
Availability of raw Material	Available in market	
Raw Material Efficiency:	90 percent	
Major Problems faced by industry	Market, Labour	
Contact Information	Name: Sunita chharahang, \Phone Number: 9842330426 Email:sunitachharang48@gmail.com	

Name of Industry:	Subhalaxmi handcraft and training Industry	Date of Establishment: 2078 BS
Address: Province: Koshi, District: Morang, Municipality: Biratnagar		
Type of Industry	Manufacture of bamboo wood products	
Size of Industry	Small	
Capital of Industry:	500000	
Type of Ownership	Proprietorship	
Name of major Products	**Annual Production Capacity:**	**Production in 2080/81:**
Product 1: Ghar sajawat sambandhi bamboo materials	5000 piece	5000 piece
Value of annual outputs (2080/81 BS)	Rs. 4000000	
Number of employment generated	5	Skilled:4 , Semi-skilled: Unskilled: Clerical: 1
Electricity Consumption /Cost (2080/81 BS)	Unit: 2000	Rs. 30000
Domestic Raw Material Used	**Quantity (2080/81)**	**Share of Domestic Raw Material to the total raw material used**
Raw Material 1: Bamboo	1000 pieces	100 percent
Raw Material 2: Lead	4 box	
Raw Material 3: Febicol	100 ltrs	
Raw Material 4: bit	300 piece	100 percent
Cost of Total Raw Material	Rs 1000000	
Sourcing methodology of raw material used:	Direct purchase from suppliers	
Availability of raw Material	Easily Available in market	
Raw Material Efficiency:	80 percent	
Major Problems faced by industry	Market , Bank loan, electricity	
Contact Information	Name: Phone Number: 9842044807 Email:	

Name of Industry:	Ragunath Wood Factory	Date of Establishment: 2077
Address: Province: Madhesh, District: Saptari, Municipality: Rajbiraj		
Type of Industry	Manufacture of wood and wood products	
Size of Industry	Small	
Capital of Industry:	Rs. 5000000	
Type of Ownership	Proprietorship	
Name of major Products	**Annual Production**	**Production in 2080/81**

	Capacity	
Product 1: Bed		1200
Product 2: sofa		1500
Product 3:Door/window		800
Product 4: Table		900
Value of annual outputs (2080/81 BS)	Rs. 40000000	
Number of employment generated	34	Skilled: 12, Semi-skilled: 15 Unskilled:5 Clerical: 2
Electricity Consumption /Cost (2080/81 BS)	Unit: 4800	Rs. 120000
Domestic Raw Material Used	**Quantity (2080/81)**	**Share of Domestic Raw Material to the total raw material used**
Raw Material 1: Wood		100 percent
Raw Material 2: Febikal		100 percent
Cost of Total Raw Material	Rs 6500000	
Sourcing methodology of raw material used:	Public Procurement process	
Availability of raw Material	Easily Available in market	
Raw Material Efficiency:	75 percent	
Major Problems faced by industry	Electricity, Labour Market , Bank loan	
Contact Information	Name: Phone Number: 9842186248	

(b) Bricks & Tiles

Name of Industry:	Bhaktapur ceramics Pvt. Ltd.	Date of Establishment: 2051 BS
Address: Province: Bagmati, District: Bhaktapur, Municipality: Bhaktapur		
Type of Industry	Manufacture of Bricks and tile products	
Size of Industry	Small	
Capital of Industry:	One crore	
Type of Ownership	Private ltd	
Name of major Products	**Annual Production Capacity**	**Production in 2080/81**
Product 1: Tiles	12 lakh pcs	6 lakh pcs
Value of annual outputs (2080/81 BS)	1.10 Crore	
Number of employment generated	25	Skilled:, Semi-skilled: Unskilled:, Clerical:

Electricity Consumption/Cost (2080/81 BS)	unit - 35000	Rs. 350000
Domestic Raw Material Used	**Quantity**	**Share of Domestic Raw Material to the total raw material used**
Raw Material 1: Black clay	4200 MT	100 percent
Raw Material 2: Red clay	675 MT	100 percent
Raw Material 3: Firewood	150000 kg	100 percent
Cost of Total Raw Material (Rs)	22 lakh	
Sourcing methodology of raw material used:	Direct purchase from supplier	
Availability of raw Material	Available in market but not easy	
Raw Material Efficiency:	80 percent	
Major Problems faced by industry	Labour, Electricity, Raw materials, Bank loan, Transportation	
Contact Information	Name: Rabindra Prajapati Phone Number: 9801040215 Email:	

Name of Industry:	**Bajrangi Bricks Factory**	**Date of Establishment: 2072/1/15 BS**
Address: Province: Madhesh, District: Saptari, Municipality: Bishnupur		
Type of Industry	Manufacture of bricks factory	
Size of Industry	Medium	
Capital of Industry:	Rs. 50000000	
Type of Ownership	Proprietorship	
Name of major Products	**Annual Production Capacity:**	**Production in 2080/81**
Product 1: Bricks	2000000 pcs	1500000 pcs
Value of annual outputs (2080/81 BS)	Rs 30000000	
Number of employment generated	217	Skilled: 12, Semi-skilled:50 Unskilled:150 , Clerical: 5
Electricity Consumption/Cost (2080/81 BS)	unit - 15000	Rs. 150000
Domestic Raw Material Used	Quantity	Share of Domestic Raw Material to the total raw material used
Raw Material 1: Clay		100 percent
Raw Material 2: Sand		100 percent
Raw Material 3: Husk		100 percent
Cost of Total Raw Material (Rs)	5000000	

Sourcing methodology of raw material used:	Direct purchase from supplier	
Availability of raw Material	Easily available in market	
Raw Material Efficiency:	90 percent	
Major Problems faced by industry	Electricity, market, Transport	
Contact Information	Name: Mohan Yadav Phone Number: 9807704717 Email:	

Name of Industry:	**Shivam bricks factory**	**Date of Establishment: 2076/1/15 BS**
Address: Province: Madhesh, District: Saptari, Municipality: Rajbiraj		
Type of Industry	Manufacture of bricks factory	
Size of Industry	Medium	
Capital of Industry:	9000000	
Type of Ownership	Proprietorship	
Name of major Products	**Annual Production Capacity:**	**Production in 2080/81**
Product 1: Bricks	1000000 pcs	750000 pcs
Value of annual outputs (2080/81 BS)	15000000	
Number of employment generated	50	Skilled: 21 , Semi-skilled: 10 Unskilled: 18, Clerical: 2
Electricity Consumption/Cost (2080/81 BS)	unit - 3000	Rs. 30000
Domestic Raw Material Used	**Quantity**	**Share of Domestic Raw Material to the total raw material used**
Raw Material 1: Sand		100 percent
Raw Material 2: Clay		100 percent
Raw Material 3: limestone		100 percent
Raw Material 4: Husk		100 percent
Cost of Total Raw Material (Rs)	1000000	
Sourcing methodology of raw material used:	Direct purchase from supplier	
Availability of raw Material	Easily available in market	
Raw Material Efficiency:	90 percent	
Major Problems faced by industry	Electricity, market, Transport	
Contact Information	Name: Shiva kumar Yadav Phone Number: 9804311036	

Name of Industry:	Parbat Bricks Factory	Date of Establishment: 2066 BS
Address: Province: Lumbini, District: Rupandehi, Municipality: Butwal Sub Metro		
Type of Industry	Manufacture of Bricks and tiles Products	
Size of Industry	Small	
Capital of Industry:	2 cores	
Type of Ownership	Private limited	
Name of major Products	**Annual Production Capacity:**	**Production in 2080/81**
Product 1: Bricks	5000000 pieces	4000000 pieces
Value of annual outputs (2080/81 BS)	3 Crore	
Number of employment generated	15	Skilled: 5, Semi-skilled:4 Unskilled: 6, Clerical:
Electricity Consumption/Cost (2080/81 BS)	75000 unit	Rs. 750000
Domestic Raw Material Used	Quantity	Share of Domestic Raw Material to the total raw material used
Raw Material 1: Mud		100 percent
Raw Material 2: Water		100 percent
Raw Material 3: Coal	500 Ton	90 percent
Raw Material 4: Husk		100 percent
Cost of Total Raw Material	Rs. 1000000	
Sourcing methodology of raw material used:	Direct purchase from supplier	
Availability of raw Material	Easily available in market	
Raw Material Efficiency:	80 percent	
Major Problems faced by industry	Electricity, labour, market, Transportation	
Contact Information	Name: Dilip Sapkota Phone Number: 9857028205 Email: parbatitta@gmail.com	

Name of Industry:	Number One bricks factory	Date of Establishment: 2075 BS
Address: Province: Lumbini, District: Rupandehi, Municipality: Mayadevi		
Type of Industry	Manufacture of Bricks and tiles Products	
Size of Industry	Small	
Capital of Industry:	50 lakh	
Type of Ownership	Patnership	

Name of major Products	Annual Production Capacity	Production in 2080/81
Product 1: Bricks	50 lakhs pieces	40 lakhs pieces
Value of annual outputs (2080/81 BS)	8 Crore	
Number of employment generated	18	Skilled: 5, Semi-skilled:5 Unskilled: 5, Clerical: 3
Electricity Consumption/Cost (2080/81 BS)	100000 unit	Rs. 1000000
Domestic Raw Material Used	Quantity	Share of Domestic Raw Material to the total raw material used
Raw Material 1: Mud	15000 MT	100 percent
Raw Material 2: Water		100 percent
Raw Material 3: Coal	600 Ton	90 percent
Raw Material 4: Paddy Husk		100 percent
Cost of Total Raw Material (Rs)	2 cores	
Sourcing methodology of raw material used:	Direct purchase from supplier	
Availability of raw Material	Easily available in market	
Raw Material Efficiency:	80 percent	
Major Problems faced by industry	Electricity, Bank loan, market, Transportation	
Contact Information	Name: Gokarna khadka Phone Number: 98578060873 Email: no1itta@gmail.com	

Name of Industry:	Siddhrtha Bricks Factory	Date of Establishment: 2041 BS
Address: Province: Lumbini, District: Rupandehi, Municipality: Tilottoma		
Type of Industry	Manufacture of Bricks and tiles Products	
Size of Industry	Small	
Capital of Industry:	1 cores	
Type of Ownership	Proprietorship	
Name of major Products	**Annual Production Capacity:**	**Production in 2080/81**
Product 1: Bricks	30 lakhs pieces	20 lakhs pieces
Value of annual outputs (2080/81 BS)	2.15 crore	
Number of employment generated	10	Skilled: 4, Semi-skilled:3 Unskilled: 3, Clerical:
Electricity	12000 unit	Rs. 120000

Consumption/Cost (2080/81 BS)		
Domestic Raw Material Used	Quantity	Share of Domestic Raw Material to the total raw material used
Raw Material 1: Mud		100 percent
Raw Material 2: Water		100 percent
Raw Material 3: Coal	200 Ton	90 percent
Raw Material 4: Husk		100 percent
Cost of Total Raw Material	Rs 0.5 crore	
Sourcing methodology of raw material used:	Direct purchase from supplier	
Availability of raw Material	Easily available in market	
Raw Material Efficiency:	80 percent	
Major Problems faced by industry	Electricity, market,	
Contact Information	Name: Baburam Pathak Phone Number: 9857070973 Email:	

Name of Industry:	**Khanal bricks factory**	**Date of Establishment:2065 BS**
Address: Province: Lumbini, District: Rupandehi, Municipality: Suddhodhan		
Type of Industry	Manufacture of Bricks and tiles Products	
Size of Industry	Small	
Capital of Industry:	90 lakhs	
Type of Ownership	Private Limited	
Name of major Products	**Annual Production Capacity**	**Production in 2080/81**
Product 1: Bricks	30 lakhs pieces	20 lakhs pieces
Value of annual outputs (2080/81 BS)	1.4 crore	
Number of employment generated	10	Skilled: 4, Semi-skilled:3 Unskilled: 3, Clerical:
Electricity Consumption/Cost (2080/81 BS)	60000 unit	Rs. 600000
Domestic Raw Material Used	Quantity	Share of Domestic Raw Material to the total raw material used
Raw Material 1: Mud	1200 MT	100 percent
Raw Material 2: Water		100 percent
Raw Material 3: Coal	120 Ton	90 percent
Raw Material 4: Paddy Husk		100 percent

Cost of Total Raw Material (Rs)	1.25 cores	
Sourcing methodology of raw material used:	Direct purchase from supplier	
Availability of raw Material	Easily available in market	
Raw Material Efficiency:	90 percent	
Major Problems faced by industry	Electricity, market, Transport	
Contact Information	Name: Ramesh Khanal Phone Number: 9857020264 Email: khanalramesh2002@yahoo.com	

Name of Industry:	**Buddha Cement and Block Factory**	**Date of Establishment: 2052 BS**
Address: Province: Lumbini, District: Rupandehi, Municipality: Madhabaliya		
Type of Industry	Manufacture of Bricks and tiles Products	
Size of Industry	Small	
Capital of Industry:	27900000	
Type of Ownership	Private Limited	
Name of major Products	**Annual Production Capacity:**	Production in 2080/81:
Product 1: Blocks and tiles	20 lakhs pieces	15 lakhs pieces
Value of annual outputs (2080/81 BS)	2 Crore	
Number of employment generated	25	Skilled: 10, Semi-skilled:8 Unskilled: 7, Clerical:
Electricity Consumption/Cost (2080/81 BS)	30000 unit	Rs. 300000
Domestic Raw Material Used	Quantity	Share of Domestic Raw Material to the total raw material used
Raw Material 1: Sand		100 percent
Raw Material 2: Cement		100 percent
Raw Material 3: Crusher Dust	120 Ton	10 percent
Raw Material 4: Chemical		30 percent
Cost of Total Raw Material (Rs)	0.25 cores	
Sourcing methodology of raw material used:	Direct purchase from supplier	
Availability of raw Material	Easily available in market	
Raw Material Efficiency:	90 percent	
Major Problems faced by	Electricity, market, Labour	

industry	
Contact Information	Name: Deepak Khanal, Phone Number: 9857025933 Email: deepakkhanal@gmail.com

Name of Industry:	**Dakshin Barahi Bricks Industries p. Ltd.**	**Date of Establishment: 2075/03/32 B.S.**
Address: Province: Bagmati, District: Bhaktapur, Municipality: Bhaktapur		
Type of Industry	Manufacture of Bricks & Tiles	
Size of Industry	Medium	
Capital of Industry:	Rs. 2 crore	
Type of Ownership	Private Limited	
Name of major Products	**Annual Production Capacity:**	**Production in 2080/81**
Product 1: Dachi Apa	50 ton	35 ton
Product 2: Butta Apa	5 ton	5 ton
Product 3: Surkhi	5 ton	5 ton
Value of annual outputs (2080/81 BS)	Rs 1,50,00,000	
Number of employment generated	17	Skilled:10 , Semi-skilled:2 Unskilled:3 , Clerical:2
Electricity Consumption /Cost (2080/81 BS)	Unit: 20000	Rs:2000000
Domestic Raw Material Used	**Quantity (2080/81)**	**Share of Domestic Raw Material to the total raw material used**
Raw Material 1:Coal	210 Ton	50 percent
Raw Material 2: Clay		100 percent
Cost of Total Raw Material	Rs 3000000	
Sourcing methodology of raw material used:	Direct purchase from supplier	
Availability of raw Material	Easily Available in Market	
Raw Material Efficiency:	70 percent	
Major Problems faced by industry	Electricity, Water	
Contact Information	Name: Bikash Maharjan Phone Number: 9851092502 Email: dakshinbarahi@gmail.com	

Name of Industry:	Everest Bricks Factory	Date of Establishment: 2068/12/01 AD
Address: Province: Madhesh, District: Saptari, Municipality: Bishnupur		
Type of Industry	Bricks and Tile Industry	
Size of Industry	Medium	
Capital of Industry:	25000000	
Type of Ownership	Proprietorship	
Name of major Products	**Annual Production Capacity:**	**Production in 2080/81**:
Product 1: Bricks	40000000	40000000
Value of annual outputs (2080/81 BS)	Rs. 15 Crore	
Number of employment generated	238	Skilled: 200, Semi-skilled: 20 Unskilled: 15 Clerical: 3
Electricity Consumption /Cost (2080/81 BS)	Unit: 12000	Rs. 300000
Domestic Raw Material Used	**Quantity (2080/81)**	**Share of Domestic Raw Material to the total raw material used**
Raw Material 1: Coal	500	100 percent
Raw Material 2: Mud	1800 MT	100 percent
Cost of Total Raw Material	Rs 1.2 Crore	
Sourcing methodology of raw material used:	Direct Purchase from suppliers	
Availability of raw Material	Available in market but not easily	
Raw Material Efficiency:	85 percent	
Major Problems faced by industry	Raw material, Market , loan and Electricity	
Contact Information	Name: Manpoj Mishra Phone Number: 9817750096 Email: .com	

Name of Industry:	Himal Bricks Factory	Date of Establishment: 2068/5/12
Address: Province: Madhesh, District: Saptari, Municipality: Rajbiraj		
Type of Industry	Bricks and Tile Industry	
Size of Industry	Medium	
Capital of Industry:	Rs. 21000000	
Type of Ownership	Proprietorship	
Name of major Products	**Annual Production Capacity:**	Production in 2080/81:
Product 1: Bricks	30000000 Pcs	3000000 Pcs
Value of annual outputs (2080/81 BS)	Rs. 150000000	

Number of employment generated	297	Skilled: 160, Semi-skilled: 25 Unskilled: 10, Clerical: 2
Electricity Consumption /Cost (2080/81 BS)	Unit: 10000	Rs. 250000
Domestic Raw Material Used	**Quantity (2080/81)**	**Share of Domestic Raw Material to the total raw material used**
Raw Material 1: Coal	500 Ton	100 percent
Raw Material 2: Mud	2500 MT	100 percent
Raw Material 3: Sand		100 percent
Cost of Total Raw Material	Rs 10000000	
Sourcing methodology of raw material used:	Direct purchase from suppliers	
Availability of raw Material	Easily Available in market	
Raw Material Efficiency:	75 percent	
Major Problems faced by industry	Electricity and bank loan	
Contact Information	Name: Binod karja Phone Number: 9706702374 Email: .com	

Name of Industry:	**Ratan Bricks Industry**	**Date of Establishment: 2062/8/23**
Address: Province: Madhesh, District: Saptari, Municipality: Bishunupur		
Type of Industry	Manufacture of bricks	
Size of Industry	Medium	
Capital of Industry:	20000000	
Type of Ownership	Proprietorship	
Name of major Products	**Annual Production Capacity:**	**Production in 2080/81**
Product 1: Bricks	30000000	30000000
Value of annual outputs (2080/81 BS)	Rs. 12000000	
Number of employment generated	185	Skilled:150 , Semi-skilled: 20 Unskilled:13, Clerical:2
Electricity Consumption /Cost (2080/81 BS)	Unit: 12000	Rs. 300000
Domestic Raw Material Used	**Quantity (2080/81)**	**Share of Domestic Raw Material to the total raw material used**
Raw Material 1: Mud	2400 MT	100 percent
Raw Material 2: Coal	600 MT	100 percent
Raw Material 3: Sand	50 MT	100 percent
Cost of Total Raw Material	Rs 5000000	
Sourcing methodology of raw material used:	Direct purchase from suppliers	

Availability of raw Material	Available in market but not easily	
Raw Material Efficiency:	75 percent	
Major Problems faced by industry	Raw material, Market , electricity, bank loan	
Contact Information	Name: Raja ram Yadav Phone Number: 9804707801 Email:	

Name of Industry:	**BG Tile Industries**	**Date of Establishment: 2074 BS**
Address: Province: Gandaki, District: Kaski, Municipality: Pokhara Metro		
Type of Industry	Manufacture of Bricks/Tiles	
Size of Industry	Small	
Capital of Industry:	Rs. 5000000	
Type of Ownership	Partnership	
Name of major Products	**Annual Production Capacity:**	**Production in 2080/81**
Product 1: Tile	96000 pieces	66800 pieces
Value of annual outputs (2080/81 BS)	Rs 3000000	
Number of employment generated	6	Skilled: , Semi-skilled: Unskilled: , Clerical:
Electricity Consumption /Cost (2080/81 BS)	Unit: 17560	Rs:210720
Domestic Raw Material Used	**Quantity (2080/81)**	**Share of Domestic Raw Material to the total raw material used**
Raw Material 1: Cement Sand Pebbles	1007900 Kg	100 percent
Raw Material 2: sand		100 percent
Raw Material 3: Pebbles		
Cost of Total Raw Material	Rs 100000	
Sourcing methodology of raw material used:	Direct purchase from supplier	
Availability of raw Material	Easily Available	
Raw Material Efficiency:	39 percent	
Major Problems faced by industry	Water, electricity, Bank loan	
Contact Information	Name: Gunakhar Aryal, Phone Number: 9856019935 Email: ----------	

(c) Allo/Hemp/Dhaka Garments

2.7.3 Profiles of Garment/Clothes

Name of Industry:	Chitikka Pokhara Dhaka Udhyog	Date of Establishment: 2064 B.S.
Address: Province: Gandaki, District: Kaski, Municipality: Pokhara		
Type of Industry	Manufacture of Wearing Apparels & Garments	
Size of Industry	Small	
Capital of Industry:	Rs. 1000000	
Type of Ownership	Proprietorship	
Name of major Products	**Annual Production Capacity**	**Production in 2080/81**
Product 1: Dhaka Clothes	700 Sq. m	400 Sq. m
Product 2: Dress	2000 piece	1800 piece
Value of annual outputs (2080/81 BS)	Rs 1950000	
Number of employment generated	5	Skilled:1 , Semi-skilled:1 Unskilled:2 , Clerical:1
Electricity Consumption /Cost (2080/81 BS)	Unit: 4800	Rs:48000
Domestic Raw Material Used	**Quantity (2080/81)**	**Share of Domestic Raw Material to the total raw material used**
Raw Material 1:Dhaka Than	400 Sq. m	100 percent
Cost of Total Raw Material	Rs. 100000	
Sourcing methodology of raw material used:	Direct purchase from supplier	
Availability of raw Material	Available but not Easy	
Raw Material Efficiency:	75 percent	
Major Problems faced by industry	Raw Materials, Market, Transportation	
Contact Information	Name: Basanta KC Phone Number: 9856021695 Email: ----------	

Name of Industry:	Ujjwal Garment Udhyog	Date of Establishment: 2049 BS
Address: Province: Gandaki, District: Kaski, Municipality: Pokhara		
Type of Industry	Manufacture of wearing apparels/ Garments	
Size of Industry	Samll	
Capital of Industry:	Rs. 500000	
Type of Ownership	Proprietorship	
Name of major Products	**Annual Production Capacity:**	**Production in 2080/81**
Product 1: Readymade	20000 sq. m.	8000 sq. m.

Clothes		
Value of annual outputs (2080/81 BS)	Rs3250000	
Number of employment generated	24	Skilled: 17 , Semi-skilled:5 Unskilled: 1 , Clerical: 1
Electricity Consumption /Cost (2080/81 BS)	Unit: 2500	Rs: 60000
Domestic Raw Material Used	**Quantity (2080/81)**	**Share of Domestic Raw Material to the total raw material used**
Raw Material 1: Raw Garments	8000 sq. m.	75 percent
Raw Material 2: bottons, threads		
Cost of Total Raw Material	Rs 1800000	
Sourcing methodology of raw material used:	Direct purchase from supplier	
Availability of raw Material	Available in Market but not easy	
Raw Material Efficiency:	70 percent	
Major Problems faced by industry	Raw Material, Market	
Contact Information	Name: Indira Regmi Phone Number: 9846604762 Email: ----------	

Name of Industry:	**Pokhareli Dhaka Kapada**	**Date of Establishment: 2057 B.S.**
Address:	Province: Gandaki District: Kaski	Municipality: Pokhara
Type of Industry	Manufacture of Textiles	
Size of Industry	Small	
Capital of Industry:	Rs. 100,00,000	
Type of Ownership	Proprietorship	
Name of major Products	**Annual Production Capacity**	**Production in 2080/81**
Product 1: Dhaka Garments	14400 Square m.	12000 Square m.
Product 2: Cotton Garments	18000 Square m.	14000 Square m.
Value of annual outputs (2080/81 BS)	Rs. 5400000	
Number of employment generated	13	
Electricity Consumption /Cost (2080/81 BS)	Unit: 1200	Rs: 12000
Domestic Raw Material Used	**Quantity (2080/81)**	**Share of Domestic Raw Material to the total raw material used**
Raw Material 1: Textiles		100 percent

Raw Material 2: Bottons/threads		50 percent
Cost of Total Raw Material	Rs. 3500000	
Sourcing methodology of raw material used:	Direct purchase from supplier	
Availability of raw Material	Easily Available in the market	
Raw Material Efficiency:	70 percent	
Major Problems faced by industry	Labor, Market Bank Loan	
Contact Information	Name: Sanak Mohan Tiwari Phone Number: 061-8246098 Email: ----------	

Name of Industry:	**Himali Garment Udhyog**	**Date of Establishment: 2056 B.S**
Address:	Province: Gandaki District: Kaski	Municipality: Pokhara
Type of Industry	Manufacture of Garments	
Size of Industry	Small	
Capital of Industry:	Rs. 1000000	
Type of Ownership	Proprietorship	
Name of major Products	**Annual Production Capacity:**	**Production in 2080/81**
Product 1: Readymade Clothes/dresses	13500 Square m.	10500 Square m.
Value of annual outputs (2080/81 BS)	Rs 80 lakh	
Number of employment generated	25	Skilled:10 , Semi-skilled:4 Unskilled:6 , Clerical: 5
Electricity Consumption /Cost (2080/81 BS)	Unit: 1450	Rs: 89000
Domestic Raw Material Used	**Quantity (2080/81)**	**Share of Domestic Raw Material to the total raw material used**
Raw Material 1: Textiles		75 percent
Cost of Total Raw Material	Rs. 40 lakh	
Sourcing methodology of raw material used:	Direct purchase from supplier	
Availability of raw Material	Available but not easy	
Raw Material Efficiency:	70 percent	
Major Problems faced by industry	Market	
Contact Information	Name: Urmila Khadka Phone Number: 061-25165 Email: ----------	

Name of Industry:	Kerung Dhaka Kapada Udhyog	Date of Establishment: 2015 AD
Address:	Province: Koshi District: Jhapa	Municipality: Birtamode
Type of Industry	Manufacture of wearing apparels/Garments	
Size of Industry	Small	
Capital of Industry:	Rs. 2000000	
Type of Ownership	Private Limited	
Name of major Products	**Annual Production Capacity:**	**Production in 2080/81**
Product 1: Dhaka Clothes	1800 m	1800 m
Value of annual outputs (2080/81 BS)	Rs 2160000	
Number of employment generated	9	
Electricity Consumption /Cost (2080/81 BS)	Unit:200	Rs: 25000
Domestic Raw Material Used	**Quantity (2080/81)**	**Share of Domestic Raw Material to the total raw material used**
Raw Material 1: Raw threads	1800 packets	100 percent
Cost of Total Raw Material	Rs 420000	
Sourcing methodology of raw material used:	Direct purchase from supplier	
Availability of raw Material	Available But not Easy	
Raw Material Efficiency:	90 percent	
Major Problems faced by industry	Raw material, Market	
Contact Information	Name: Mangal Maya Kerung Phone Number: 9701989075 Email: saritakerung242@gmail.com	

(d) Drinking Water

Name of Industry:	Smart Drinking Water Udhyog	Date of Establishment: 2074
Address: Province: Gandaki, District: Kaski, Municipality: Pokhara		
Type of Industry	Manufacture of drinking	
Size of Industry	Small	
Capital of Industry:	Rs. 4200000	
Type of Ownership	Proprietorship	
Name of major Products	**Annual Production Capacity:**	**Production in 2080/81**
Product 1: Water	180000 ltr	162000 ltr

Value of annual outputs (2080/81 BS)	Rs 2800000	
Number of employment generated	6	Skilled: , Semi-skilled: Unskilled: , Clerical:
Electricity Consumption /Cost (2080/81 BS)	Unit: 17050	Rs: 204600
Domestic Raw Material Used	**Quantity (2080/81)**	**Share of Domestic Raw Material to the total raw material used**
Raw Material 1: Unprocessed Water	2100000 ltr	100 percent
Cost of Total Raw Material	Rs 700000	
Sourcing methodology of raw material used:	Direct purchase from supplier	
Availability of raw Material	Easily Available	
Raw Material Efficiency:	80 percent	
Major Problems faced by industry	Electricity, market	
Contact Information	Name: Binod Thapa Phone Number: 9856020381	

Name of Industry:	**Crystal Mineral Water**	**Date of Establishment:2071BS**
Address:	Province: Gandaki District: Kaski	Municipality: Pokhara
Type of Industry	Manufacture of Drinking	
Size of Industry	Small	
Capital of Industry:	Rs. 4000000	
Type of Ownership	Proprietorship	
Name of major Products	**Annual Production Capacity:**	Production in 2080/81:
Product 1: Drinking Water	265000 ltr	247116 ltr
Value of annual outputs (2080/81 BS)	Rs 2965400	
Number of employment generated	10	Skilled: , Semi-skilled: Unskilled: , Clerical:
Electricity Consumption /Cost (2080/81 BS)	Unit:16540	Rs:198480
Domestic Raw Material Used	**Quantity (2080/81)**	**Share of Domestic Raw Material to the total raw material used**
Raw Material 1: Unprocessed Water	280000	100 percent
Cost of Total Raw Material	Rs 500000	
Sourcing methodology of raw material used:	Direct purchase from supplier	
Availability of raw Material	Easily Available in Market	

Raw Material Efficiency:	75 percent	
Major Problems faced by industry	Transportation, Market	
Contact Information	Name: Saraswoti Subedi Paudel Phone Number: 9856048571 Email: ----------	

Name of Industry:	**Amrit Jaldhara Drinking Water**	**Date of Establishment:2072BS**
Address:	Province: Gandaki District: Kaski	Municipality: Pokhara
Type of Industry	Manufacture of Drinking	
Size of Industry	Small	
Capital of Industry:	Rs. 5000000	
Type of Ownership	Private Limited	
Name of major Products	**Annual Production Capacity:**	**Production in 2080/81:**
Product 1: Drinking Water	18000000	16000000
Value of annual outputs (2080/81 BS)	Rs 15078000	
Number of employment generated	10	Skilled: , Semi-skilled: Unskilled: , Clerical:
Electricity Consumption /Cost (2080/81 BS)	Unit: 22995	Rs:230000
Domestic Raw Material Used	**Quantity (2080/81)**	**Share of Domestic Raw Material to the total raw material used**
Raw Material 1:Unprocessed Water	----------	100 percent
Cost of Total Raw Material	Rs 600000	
Sourcing methodology of raw material used:	Direct purchase from supplier	
Availability of raw Material	Easily Available in Market	
Raw Material Efficiency:	76 percent	
Major Problems faced by industry	Labor, Transportation	
Contact Information	Name: Ganesh Bahadur KC Phone Number: 9846026078 Email: ----------	

Name of Industry:	**Panchamul Water Supply**	**Date of Establishment: 2074 AD**
Address:	Province: Gandaki District: Kaski	Municipality: Pokhara
Type of Industry	Manufacture of drinking	
Size of Industry	Small	

Capital of Industry:	Rs. 250000	
Type of Ownership	Private Limited	
Name of major Products	**Annual Production Capacity:**	**Production in 2080/81**
Product 1: Drinking Water	290000	275640
Value of annual outputs (2080/81 BS)	Rs 3307680	
Number of employment generated	7	Skilled: , Semi-skilled: Unskilled: , Clerical:
Electricity Consumption /Cost (2080/81 BS)	Unit:15000	Rs:150000
Domestic Raw Material Used	**Quantity (2080/81)**	**Share of Domestic Raw Material to the total raw material used**
Raw Material 1:Unprocessed Drinking Water	----------	100 percent
Cost of Total Raw Material	Rs 900000	
Sourcing methodology of raw material used:	Direct purchase from supplier	
Availability of raw Material	Easily Available in Market	
Raw Material Efficiency:	80 percent	
Major Problems faced by industry	Transportation, Market	
Contact Information	Name: Durga Bahadur Gurung Phone Number: ---------- Email: ----------	

Name of Industry:	**Nepal beverage**	**Date of Establishment: 2070/11/16**
Address:	Province: Madhesh District: Saptari	Municipality: Rajbiraj
Type of Industry	Manufacture of water products	
Size of Industry	Small	
Capital of Industry:	2000000	
Type of Ownership	Proprietorship	
Name of major Products	**Annual Production Capacity:**	Production in 2080/81:
Product 1: Water (Jar)	1500	1500
Product 2: Bottle water	150000	
Value of annual outputs (2080/81 BS)	Rs. 2500000	
Number of employment generated	8	Skilled:2 , Semi-skilled: 3 Unskilled: 2, Clerical: 1
Electricity Consumption /Cost (2080/81 BS)	Unit:	Rs.1200000

Domestic Raw Material Used	Quantity (2080/81)	Share of Domestic Raw Material to the total raw material used
Raw Material 1: Water		100 percent
Raw Material 2: Water bottle/jar		100 percent
Raw Material 3: Bottle cover		
Cost of Total Raw Material	Rs 90000	
Sourcing methodology of raw material used:	Direct purchase from supliers	
Availability of raw Material	Easily Available in market	
Raw Material Efficiency:	85 percent	
Major Problems faced by industry	Bank loan, Market	
Contact Information	Name: Bisant siddhi Phone Number: 9804794909	

Name of Industry:	Puja Water Industry	Date of Establishment: 2077/6/29
Address:	Province: Madhesh District: Saptari	Municipality: Rajbiraj
Type of Industry	Manufacture of Drinking Water	
Size of Industry	Medium	
Capital of Industry:	Rs. 5000000	
Type of Ownership	Proprietorship	
Name of major Products	**Annual Production Capacity:**	Production in 2080/81:
Product 1: Drinking Water	2000000 ltrs	2000000 Ltrs
Value of annual outputs (2080/81 BS)	Rs. 2 Crore	
Number of employment generated	7	Skilled: 2, Semi-skilled: 1 Unskilled: 3 Clerical: 1
Electricity Consumption /Cost (2080/81 BS)	Unit:	Rs. 240000
Domestic Raw Material Used	**Quantity (2080/81)**	**Share of Domestic Raw Material to the total raw material used**
Raw Material 1:	Water	100 percent
Cost of Total Raw Material	Rs 1500000	
Sourcing methodology of raw material used:	Direct purchase from suplies	
Availability of raw Material	Easily Available in market	
Raw Material Efficiency:	75 percent	
Major Problems	Electricity, Market, Transportation	
Contact Information	Name: Shambhu Prasad Shaha Phone Number: 9811789199	

Name of Industry:	Tinau Roda Dhunga Pvt.	Date of Establishment: 2060 BS
Address: Province: Lumbini, District: Rupandehi, Municipality: Tillottama		
Type of Industry	Manufacture of Gitti, Baluwa	
Size of Industry	Medium	
Capital of Industry:	Rs. 3 crore	
Type of Ownership	Private Limited	
Name of major Products	**Annual Production Capacity:**	**Production in 2080/81:**
Product 1: Baluwa Gitti	1400 Cubic meter	700 Cubic meter
Value of annual outputs (2080/81 BS)	2500000	
Number of employment generated	10	Skilled: 2, Semi-skilled:7 Unskilled: 0, Clerical: 1
Electricity Consumption /Cost (2080/81 BS)	Unit: 500000	Rs. 500000
Domestic Raw Material Used	**Quantity (2080/81)**	**Share of Domestic Raw Material to the total raw material used**
Raw Material 1: Dhunga		100 percent
Cost of Total Raw Material	Rs. 500000	
Sourcing methodology of raw material used:	Direct purchase from supplier	
Availability of raw Material	Very Difficult	
Raw Material Efficiency:	75 percent	
Major Problems faced by industry	Raw Materials, Administration difficult	
Contact Information	Name: Gopal Gyawali Phone Number: 9857027127 Email: No	

Name of Industry:	Himalaya Leather Outfit and Shoes Udhyog	Date of Establishment: 2080 BS
Address: Province: Gandaki, District: Kaski, Municipality: Pokhara Metro		
Type of Industry	Manufacture of Leather and related products	
Size of Industry	Small	
Capital of Industry:	Rs. 3000000	
Type of Ownership	Proprietorship	
Name of major Products	**Annual Production Capacity:**	**Production in 2080/81**
Product 1: Shoes and Chothes	19500 Piece	18500 Piece
Value of annual outputs (2080/81 BS)	Rs 13875000	

Number of employment generated	3	Skilled: , Semi-skilled: Unskilled: , Clerical:
Electricity Consumption /Cost (2080/81 BS)	Unit:16500	Rs:165000
Domestic Raw Material Used	**Quantity (2080/81)**	**Share of Domestic Raw Material to the total raw material used**
Raw Material 1: Leather	20000 Kg	75 percent
Cost of Total Raw Material	Rs. 3800000	
Sourcing methodology of raw material used:	Direct purchase from supplier	
Availability of raw Material	Easily Available in Market	
Raw Material Efficiency:	65 percent	
Major Problems faced by industry	Raw materials, Transportation, Market	
Contact Information	Name: Sunita Subedi Phone Number: 9861217296	

Name of Industry:	**O G leathers Craft**	**Date of Establishment: 2080 BS**
Address: Province: Gandaki, District: Kaski, Municipality: Pokhara		
Type of Industry	Manufacture of leather and related products	
Size of Industry	Small	
Capital of Industry:	Rs. 3000000	
Type of Ownership	Partnership	
Name of major Products	**Annual Production Capacity:**	**Production in 2080/81:**
Product 1: Leather Clothes	4500 Piece	2650
Value of annual outputs (2080/81 BS)	Rs 25440000	
Number of employment generated	5	Skilled: , Semi-skilled: Unskilled: , Clerical:
Electricity Consumption /Cost (2080/81 BS)	Unit: 9760	Rs:136640
Domestic Raw Material Used	**Quantity (2080/81)**	**Share of Domestic Raw Material to the total raw material used**
Raw Material 1: Leather	12560 Kg	50 percent
Cost of Total Raw Material	Rs 7500000	
Sourcing methodology of raw material used:	Direct purchase from supplier	
Availability of raw Material	Easily Available in Market	
Raw Material Efficiency:	65 percent	
Major Problems	Raw materials, Transportation, Market	
Contact Information	Name: Ramchandra Bahik & Bhim Bahadur Bahik Phone Number: 9806640970	

Name of Industry:	Terathum Dhaka Industry	Date of Establishment: 2071/2/2
Address: Province: Koshi, District: Morang, Municipality: Pathari-shanischare		
Type of Industry	Manufacture products	
Size of Industry	Small	
Capital of Industry:	Rs. 500000	
Type of Ownership	Proprietorship	
Name of major Products	**Annual Production Capacity:**	**Production in 2080/81:**
Product 1: Dhaka Saree	200 pieces	200 pieces
Product 2: Dhaka Daura,suwal, Cholo	4000 pieces	4000 pieces
Product 3 Dhaka Coat	500 pieces	500 pieces
Product 4: Dhaka clothes	500 pieces	500 pieces
Value of annual outputs (2080/81 BS)	Rs. 1200000	
Number of employment generated	65	Skilled: , Semi-skilled: Unskilled: Clerical:
Electricity Consumption /Cost (2080/81 BS)	Unit:	Rs. 25000
Domestic Raw Material Used	**Quantity (2080/81)**	**Share of Domestic Raw Material to the total raw material used**
Raw Material 1: Dhaka raw		100 percent
Raw Material 2: Dhago		100 percent
Cost of Total Raw Material	Rs 1200000	
Sourcing methodology of raw material used:	Direct purchase from suppliers	
Availability of raw Material	Available in market but not easily	
Raw Material Efficiency:	90 percent	
Major Problems faced by industry Raw material, Market, Labour ,Electricity		
Contact Information	Name: Damanta Katuwal Phone Number: 9842486848	

Name of Industry:	ABC Boutique and Training Industry	Date of Establishment: 2021 AD
Address: Province: Koshi, District: Jhapa, Municipality: Birtamode		
Type of Industry	Manufacture of wearing apparels/Garments products	
Size of Industry	Small	
Capital of Industry:	800000	
Type of Ownership	Private ltds	
Name of major Products	**Annual Production Capacity:**	**Production in 2080/81**

Product 1: Dhaka clothes	2000 pieces	2000 pieces
Product 2: Clothes	8000 pieces	8000 pieces
Product 3: Bags	2000 pieces	2000 pieces
Value of annual outputs (2080/81 BS)	Rs. 2700000	
Number of employment generated	5	Skilled: 4, Semi-skilled: Unskilled: Clerical: 1
Electricity Consumption /Cost (2080/81 BS)	Unit: 2500	Rs. 25000
Domestic Raw Material Used	**Quantity (2080/81)**	**Share of Domestic Raw Material to the total raw material used**
Raw Material 1: Dhaka	400 role	100 percent
Raw Material 2: Dhago	100 kg	85 percent
Raw Material 3: Leather	100 role	75 percent
Cost of Total Raw Material	Rs 1500000	
Sourcing methodology of raw material used:	Direct purchase from suppliers	
Availability of raw Material	Available in market but not easily	
Raw Material Efficiency:	90 percent	
Major Problems faced by industry	Raw material, Market, Labour ,Electricity	
Contact Information	Name: Jamuna Rai Phone Number: 9807916185 Email: rr4044029@gmail.com	

Name of Industry:	**Hardik Agarbatti Dhup Industry**	**Date of Establishment: 2079/10/5**
Address:	Province: Koshi District: Morang	Municipality: Biratnagar
Type of Industry	Manufacture of Agarbatti products	
Size of Industry	Small	
Capital of Industry:	2000000	
Type of Ownership	Proprietorship	
Name of major Products	**Annual Production Capacity:**	**Production in 2080/81**
Product 1: Agarabatti	2 lakhs packets	1 lakhs and 90 thousand Packets
Value of annual outputs (2080/81 BS)	Rs. 1.9 Crore	
Number of employment generated	10	Skilled: , Semi-skilled: Unskilled: Clerical:
Electricity Consumption /Cost (2080/81 BS)	Unit: 300	Rs. 500000

Domestic Raw Material Used	Quantity (2080/81)	Share of Domestic Raw Material to the total raw material used
Raw Material 1: Stick of Bamboo		100 percent
Raw Material 2: Dust		100 percent
Raw Material 3: Packaging paper		100 percent
Cost of Total Raw Material	Rs 22 lakhs and Thirty thousand	
Sourcing methodology of raw material used:	Direct purchase from suppliers	
Availability of raw Material	Easily available in market	
Raw Material Efficiency:	80 percent	
Major Problems faced by industry	Raw material, Market, Labour ,Electricity	
Contact Information	Name: Kabita Devi Thakur Phone Number: 981907133	

Chapter III

Major Findings of the Research Work

3.1 Major Findings of the Study

The primary goals of the research were to create a profile of industries that utilize domestic raw materials. Several discussions were held with industrialists to identify the industries that employ domestic raw materials. Based on their recommendations, primary data was gathered from various sectors, including tea processing, coffee processing, dairy industries, herb processing industries, animal feed processing industries, food processing industries, bricks and tiles industries, and garment industries that rely on local raw materials such as allo, hemp, and wood processing industries.

Among the industries surveyed, the tea and coffee processing sectors, dairy industries, herbs processing sectors, and bricks & tiles industries indicated that they utilize almost 100 percent domestic raw materials.

Furthermore, the majority of the sampled industries engaged in food processing and animal feed production also rely on domestic raw materials. However, they noted that identifying the sources of raw materials such as paddy, wheat, and corn is quite challenging.

Currently, the market for Nepali pickles is expanding both nationally and internationally. The industrialists involved in the production of Nepali pickles reported that they use over 80 percent domestic raw materials, with the exception of certain spices.

Few years ago, cement industries relied on importing clinkers; however, in recent times, the importation of clinkers has significantly decreased, with a number of cement industries now utilizing entirely domestic raw materials. Additionally, the garment industries that produce textiles from allo, hemp, and dhaka also utilize more than 70 percent of domestic raw materials.

3.2 Major Findings of Focus Group Discussions

The Focus Group Discussions (FGDs) were conducted in several key locations across Nepal, including Balaju Industrial Estate in Kathmandu, Biratnagar in Morang, Pokhara, Kaskai, and Butwal in Rupandehi. During these discussions, participants highlighted several critical challenges faced by industries in the region. They pointed out that the irregular supply of electricity poses a significant obstacle to production and operational efficiency. Additionally, there is a notable shortage of skilled

labor, which hampers the ability of industries to thrive and innovate. Furthermore, participants expressed concerns about insufficient market access for their products, which limits their growth potential. Lastly, the lack of consistent and reliable transportation options was identified as a major issue, affecting the distribution and logistics of goods across the country. Overall, these challenges collectively hinder the progress and development of industries in Nepal.

3.3 Conclusion

The research findings revealed that a variety of industries are predominantly engaged in the utilization of domestic raw materials. These industries include those involved in the tea industries, processing of food products, and the manufacturing of pickles, the production of dairy products, the manufacturing of cement, as well as the production of wood and wood products. Additionally, brick and tile manufacturing also relies heavily on domestic raw materials.

The dairy sector also relies entirely on domestically sourced milk, with sugar in dairy products coming from local or imported sources. Nepal's food processing industry, which includes rice and oil mills, meat processing, and grain milling, heavily depends on local raw materials. Nepali pickles are made from locally sourced vegetables like chili, radish, cucumber, mango, and lime, along with some spices. The wood products industry uses timber from local forests, while the cement industry relies on local limestone and clay/shale. The textiles like Dhaka, Allo, and hemp are produced using local materials, promoting sustainability. In the brick and tile industry, clay, sand, and water are the main raw materials used to create durable bricks and tiles.

Sectors that make use of agricultural products, forest resources, minerals, and renewable energy play a significant role in generating goods and services that meet local demand, substitute imports, and enhance exports, thus alleviating the foreign trade deficit.

The participants of the Focus Group Discussions (FGDs) indicated that the irregular supply of electricity, the shortage of skilled labor, the absence of a market for their products, and the lack of consistent and dependable transportation were significant challenges encountered by the industries in Nepal.

Interactions with the industrialist revealed issues related to the utilization of forest-based raw materials. The domestic raw material market is highly unpredictable. Similarly, certain raw materials are seasonal, which means that industries can only function during the periods when these raw

materials are accessible. It was recommended that raw materials that are adequately available in the Nepalese market should be discouraged from being imported.

3.4 Way Forward

The utilization of domestic raw materials in various industries presents numerous advantages. These industries not only diminish reliance on foreign imports for raw materials but also promote the expansion of production among local manufacturers. As a result, the local economy will experience growth, new job opportunities will arise, and the nation will develop in a sustainable manner.

One of the significant challenges facing the Nepalese economy is the loss of trade.The trading sector in Nepal is predominantly characterized by import activities. A substantial share of these imports consists of raw materials and semi-processed goods intended for Nepalese industries. This situation has further exacerbated the issue of trade loss. Encouraging industries that utilize domestic raw materials could help mitigate this loss by reducing reliance on imports. Consequently, it is essential to develop and implement policies that support industries utilizing domestic raw materials.

Due to limited time and resources, the study was unable to cover many areas and relied on secondary sources. This may not have accurately reflected the current situation in these industries. In this context, a comprehensive study on these subjects could yield significant and more realistic recommendations.

Annex I

Questionnaires form

The Department of Industry is conducting a study titled 'Profiling of Domestic Raw Material Consuming Industries' to provide feedback for policy decisions. The Centre for Policy Studies and Rural Development (CEPRUD) is entrusted to carry out this research. Your cooperation in supplying the necessary data and information within a two-week timeframe would be greatly valued. The Department assures that any data specific to individual industries will remain confidential, and the analysis will be performed solely on an aggregate basis.

1. Name of Industry: ..... **2. Date of establishment:** ..... AD

3. Address of Head office of Industry:

Province: ..... District: .....

Rural/Municipality: .....

4. Factory Location

Province: ..... District: .....

Rural/Municipality: .....

5. Type of Industry (select one or more):

(a) Manufacture of food products
(b) Manufacture of animal/poultry feeds
(c) Manufacture of soft drinks
(d) Manufacture of alcoholic products
(e) Manufacture of drinking (mineral/ jar water)
(f) Manufacture of tobacco products
(g) Manufacture of textiles
(h) Manufacture of wearing apparels/Garments
(i) Manufacture of leather and related products
(j) Manufacture of wood and products of wood (including furniture)
(k) Manufacture of paper and paper products
(l) Manufacture of chemical and chemical products
(m) Manufacture of pharmaceutical products
(n) Manufacture of Ayurvedic medicines (herb processing)

(o) Manufacture of rubber and plastic products

(p) Manufacture of electrical equipment

(q) Manufacture of Bricks/tiles

(r) Manufacture of Cement

(s) Manufacture of Iron rod

(p) Other Manufacturing products (Specify) .....

6. Type of ownership (select one)

(a) Proprietorship

(b) Partnership

(c) Private Limited

(d) Public Limited

(e) Joint venture with foreign investment

(f) Government ownership

(g) Cooperative

7. Size of the Industry (select one):

(a) Large

(b) Medium

(c) Small

8. Total Capital of Industry: (Rs.) .....

Fixed Capital : (Rs.) .....

Working Capital **:** (Rs.) .....

9. Major products of Industry:

Major products	**Annual Production Capacity of Industry** (specify unit .....)	**Production (FY 2080/81 BS)** (specify unit .....)
(a)..... **(b)** **.....** **(c) .....** **(d)** **.....** **(e) .....**	**(a) .....** **(b) .....** **(c) .....** **(d) .....** **(e) .....**	**(a) .....** **(b) .....** **(c) .....** **(d) .....** **(e) .....**

10. Value of total output (2080/81): Rs. .....

11. Number of employee (2080/81):

Skilled ..... Semi-skilled: .....Unskilled ..... Clerical: ..... Total: **.....**

12. Total Labor cost (2080/81): .....

13. Annual electricity consumption by industry (2080/81): ..... (Specify unit .....)

14. Total annual cost of electricity (2080/81): .....

15. Raw materials Used (2080/81 BS)

SN	**Name of major raw materials**	**Annual Quantity used (unit specify .....)**	**Source of raw material**		**Cost of raw material (Rs)**		
			domestic (% share)	**Imported (% share)**	**Domestic**	**Imported**	**Total**
1							
2							
3							
4							
5							

16. **Availability of raw material:**

    (a) Easily available in the market (b) available but not easy (c) very difficult

17. **How do you purchase raw materials (domestic)?**

    (a) Direct purchase from suppliers (b) Through quotation (c) Public procurement process

18. **How do you purchase raw materials (imported)?**

    (a) Direct purchase from suppliers (b) Through quotation (c) Public procurement process

19. **Raw Material Efficiency (Tentative yield rates): .....**

20. **Major Problems Faced by Industries (Tick one or more):**

    (a) Electricity
    (b) Water
    (c) Labor
    (d) Raw material
    (e) Transportation
    (f) Market
    (g) Bank loan
    (h) Others

21. **Contact Information:**

    Phone number:

    Email address:

    Website (if applicable):

Annex II

Some Photos of Discussions With Stakeholders

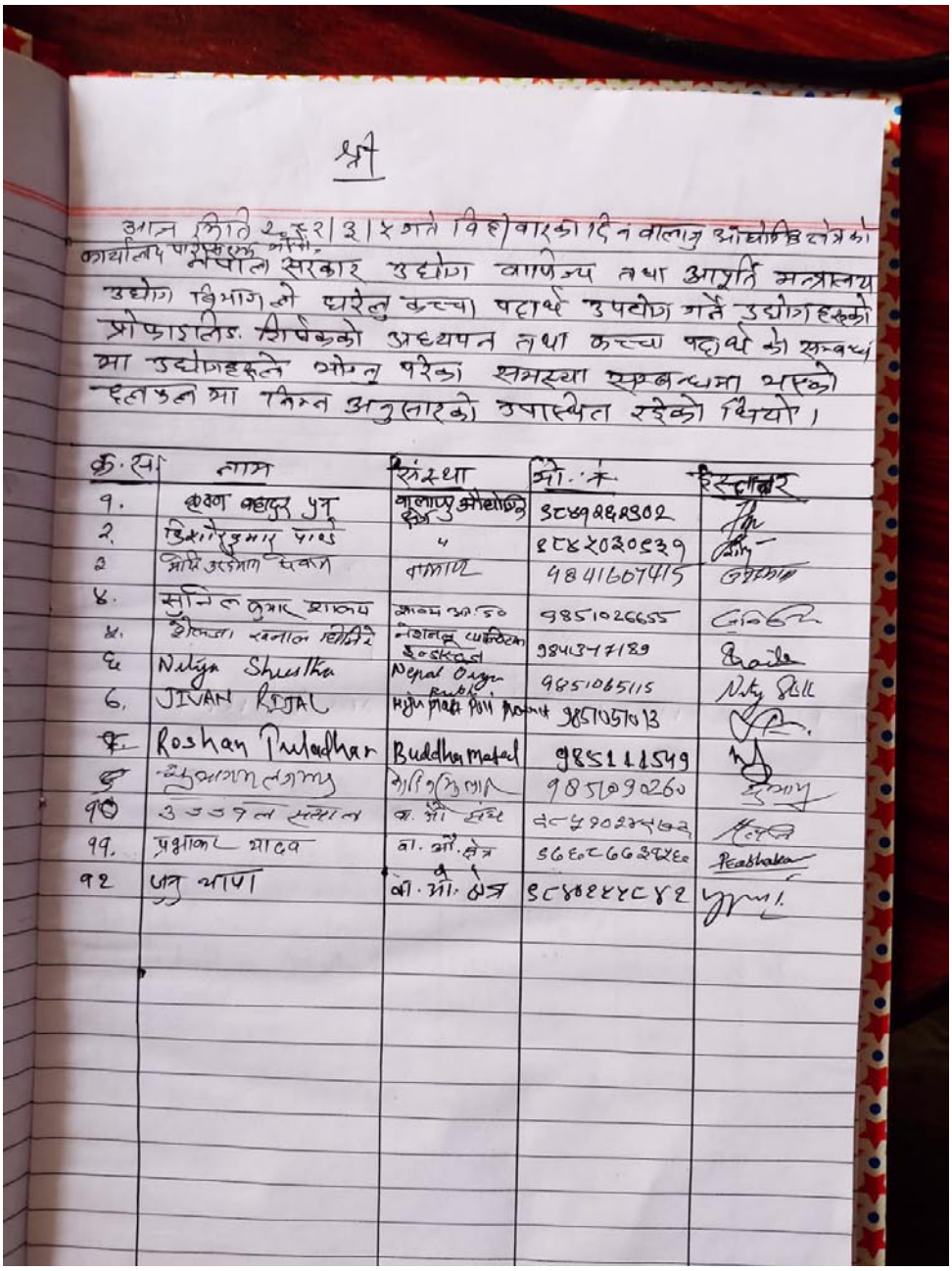

श्री

आज मिति २०८२/३/५ गते बिहीवारको दिन बालाजु औद्योगिक क्षेत्रको कार्यालय पारोसरुम भोपी, नेपाल सरकार उद्योग वाणिज्य तथा आपूर्ति मन्त्रालय उद्योग विभागले घरेलु कच्चा पदार्थ उपयोग गर्ने उद्योगहरूको प्रोफाइलिङ शिर्षकको अध्ययन तथा कच्चा पदार्थको सम्बन्धमा उद्योगहरूले भोग्नु परेका समस्या सम्बन्धमा भएको छलफलमा निम्न अनुसारको उपस्थित रहेको थियो।

क्र.सं.	नाम	संस्था	मो.नं.	हस्ताक्षर
१.	कृष्ण बहादुर पुन	बालाजु औद्योगिक क्षेत्र	९८४१२६२३०२	[illegible]
२.	किशोरकुमार पाण्डे	"	९८४२०३०९३९	[illegible]
३	मोति उरेमाग धकाल	बालाजु	9841607415	[illegible]
४.	सुनिल कुमार शाक्य	शाक्य आ.प्र.	9851026655	[illegible]
५.	शेखजा खनाल घिमिरे	नेशनल पाल्टिक इन्डस्ट्री	9841347189	[illegible]
६	Nitya Shrestha	Nepal Oxygen Bulk	9851065115	Nity Shrestha
6.	JIVAN RIJAL	Hiju Mart Poli Pvt	9851051013	[illegible]
७.	Roshan Puladhar	Buddha Metal	9851111549	[illegible]
८	[illegible]	[illegible]	9851090260	[illegible]
१०	उज्ज्वल सन्थाल	बा. औ. क्षेत्र	९८५१०२४५७२	[illegible]
११.	प्रभाकर यादव	बा. औ. क्षेत्र	९६६८६६३५६०	Prabhakar
१२	जनु चापा	बा. औ. क्षेत्र	९८४०२४५८४२	[illegible]

Interaction with Stakeholders in Balaju Industrial Estate

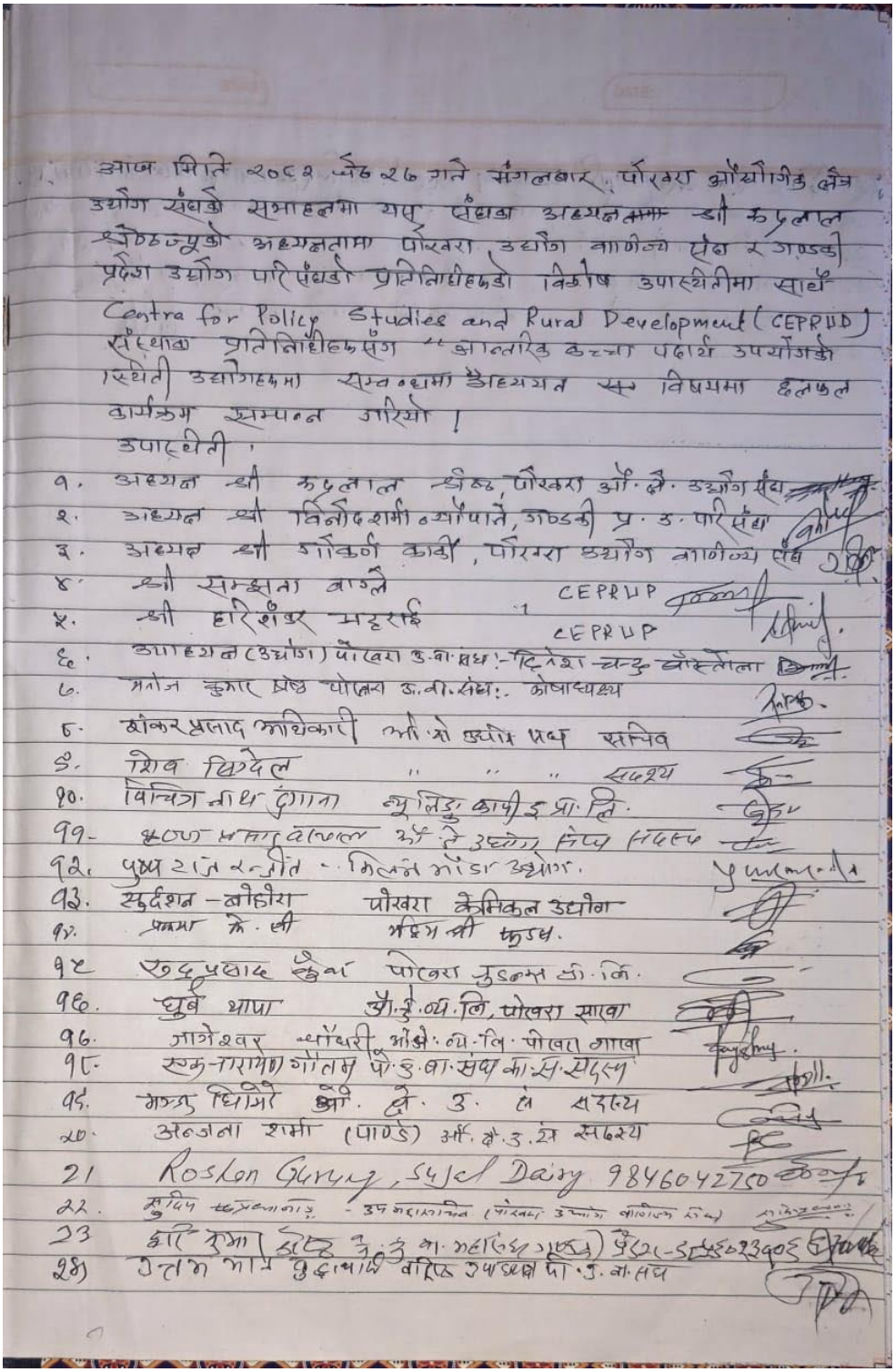

आज मिति २०८२ चैत २६ गते मंगलबार, पोखरा औद्योगिक क्षेत्र उद्योग संघको सभाहलमा यस संघका अध्यक्षज्यू श्री कृष्णलाल श्रेष्ठज्यूको अध्यक्षतामा पोखरा उद्योग वाणिज्य संघ र गण्डकी प्रदेश उद्योग परिसंघको प्रतिनिधिहरुको विशेष उपस्थितिमा साझा Centre for Policy Studies and Rural Development (CEPRUD) संस्थाका प्रतिनिधिहरुसँग "जलवायु केन्द्रित कच्चा पदार्थ उपयोगको स्थिती उद्योगहरुमा सम्बन्धमा अध्ययन" विषयमा हालसाल कार्यक्रम सम्पन्न गरियो ।

उपस्थिती :

१. अध्यक्ष श्री कृष्णलाल श्रेष्ठ, पोखरा औ. क्षे. उद्योग संघ
२. अध्यक्ष श्री विनोद शर्मा न्यौपाने, गण्डकी प्र. उ. परिसंघ
३. अध्यक्ष श्री सोकर्ण कार्की, पोखरा उद्योग वाणिज्य संघ
४. श्री सम्झना बाग्ले CEPRUP
५. श्री हरिशंकर मरहठा CEPRUP
६. अध्यक्ष (उद्योग) पोखरा उ.वा.संघ:- दिनेश चन्द्र घिमिरे
७. मनोज कुमार श्रेष्ठ पोखरा उ.वा.संघ:- कोषाध्यक्ष
८. शंकर प्रसाद अधिकारी औ.से.उद्योग प्रबन्ध सचिव
९. शिव घिमिरे " " " सदस्य
१०. विचित्र नाथ दुगाना ब्रुलिङ्ग कार्की इ.प्रा.लि.
११. श्री लक्ष्मण बोगटी औ.क्षे.उद्योग, सिद्ध सदस्य
१२. पुष्प राज रन्जीत - मिलन मोडार उद्योग.
१३. सुदर्शन - बोहोरा पोखरा केमिकल उद्योग
१४. प्रभात के.सी भक्ति श्री फुड्स.
१५ रुद्रप्रसाद खैरा पोखरा फुडमस्त प्रा.लि.
१६. ध्रुब थापा सौ.इ.व्य.लि, पोखरा शाखा
१७. नागेश्वर चौधरी औ.ज्य.लि. पोखरा शाखा
१८. रुक्म-नारायण गौतम पो.उ.वा.संघका.स.सदस्य
१९. मञ्जु घिमिरे औ. क्षे. उ. वे सदस्य
२०. अन्जना शर्मा (पाण्डे) औ. क्षे.उ.वे सदस्य
21 Roshan Gurung, Sujal Dairy 9846042750
२२. मुदित [illegible] - उप महाप्रबन्धक (पोखरा उद्योग वाणिज्य संघ)
23 [illegible] (क्षेत्र उ.वा.महासंघ गण्डकी) ९८२८-५९६०२३४०६
२४) उत्तम गौतम बुद्धभाषि बोहोरा उपाध्यक्ष पो.उ.वा.संघ

Interaction with Stakeholders in Pokhara Industrial Estate

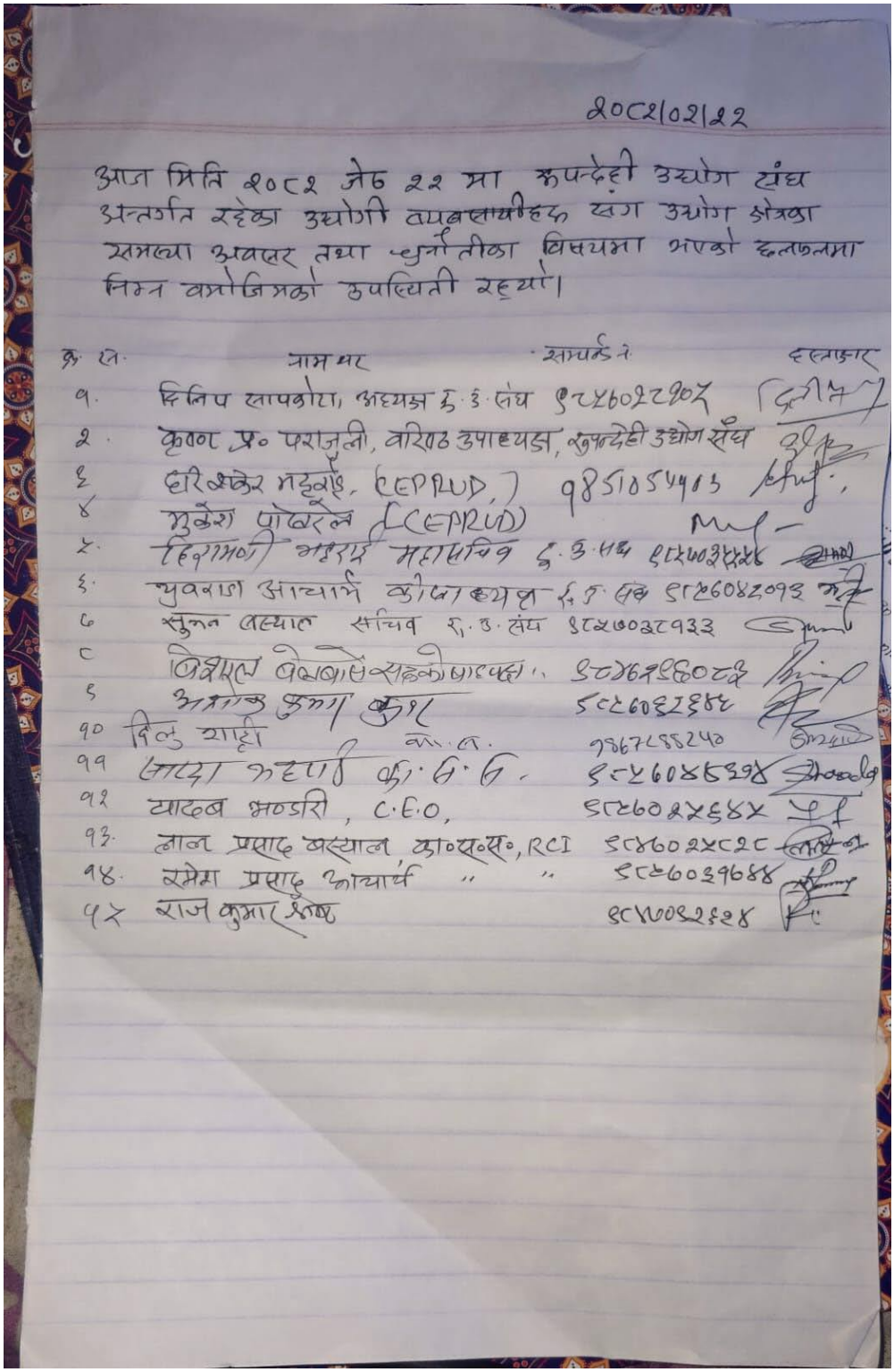

२०८२/०२/२२

आज मिति २०८२ जेठ २२ मा रुपन्देही उद्योग संघ अन्तर्गत रहेका उद्योगी व्यवसायीहरु संग उद्योग क्षेत्रका समस्या अवसर तथा चुनौतीका विषयमा भएको छलफलमा निम्न वमोजिमको उपस्थिती रहयो।

क्र. सं.	नाम थर	सम्पर्क नं.	हस्ताक्षर
१.	दिलिप सापकोटा, अध्यक्ष रु.उ.संघ	९८५६०२८१०५	[illegible]
२.	कृष्ण प्र० पराजुली, वरिष्ठ उपाध्यक्ष, रुपन्देही उद्योग संघ		[illegible]
३	हरिशंकर महराई, (CEPRUD,)	9851054403	[illegible]
४	मुकेश पोखरेल (CEPRUD)		[illegible]
५.	हिरामणी भट्टराई महासचिव रु.उ.संघ	९८५६०३५५५६	[illegible]
६.	युवराज आचार्य कोषाध्यक्ष रु.उ.संघ	९८५६०४८०१३	[illegible]
७	सुमन बस्याल सचिव रु.उ.संघ	९८५७०३८१३३	[illegible]
८	विशाल बेलबासे सहकोषाध्यक्ष	९८४६२९६०८३	[illegible]
९	अशोक कुमार कुंवर	९८५६०३२३४५	[illegible]
१०	दिलु शाही का.स.	9867288240	[illegible]
११	सारदा भट्टराई का.स.स.	९८५६०४६३१४	[illegible]
१२	यादव भण्डारी, C.E.O,	९८५६०२५६४५	[illegible]
१३.	लाल प्रसाद बस्याल, का०स०स०, RCI	९८४६०२५८२८	[illegible]
१४.	रमेश प्रसाद आचार्य " "	९८५६०३१६४४	[illegible]
१५	राज कुमार श्रेष्ठ	९८४७०९२६२४	[illegible]

Interaction with Stakeholders in Rupandehi Udhyog Sangh

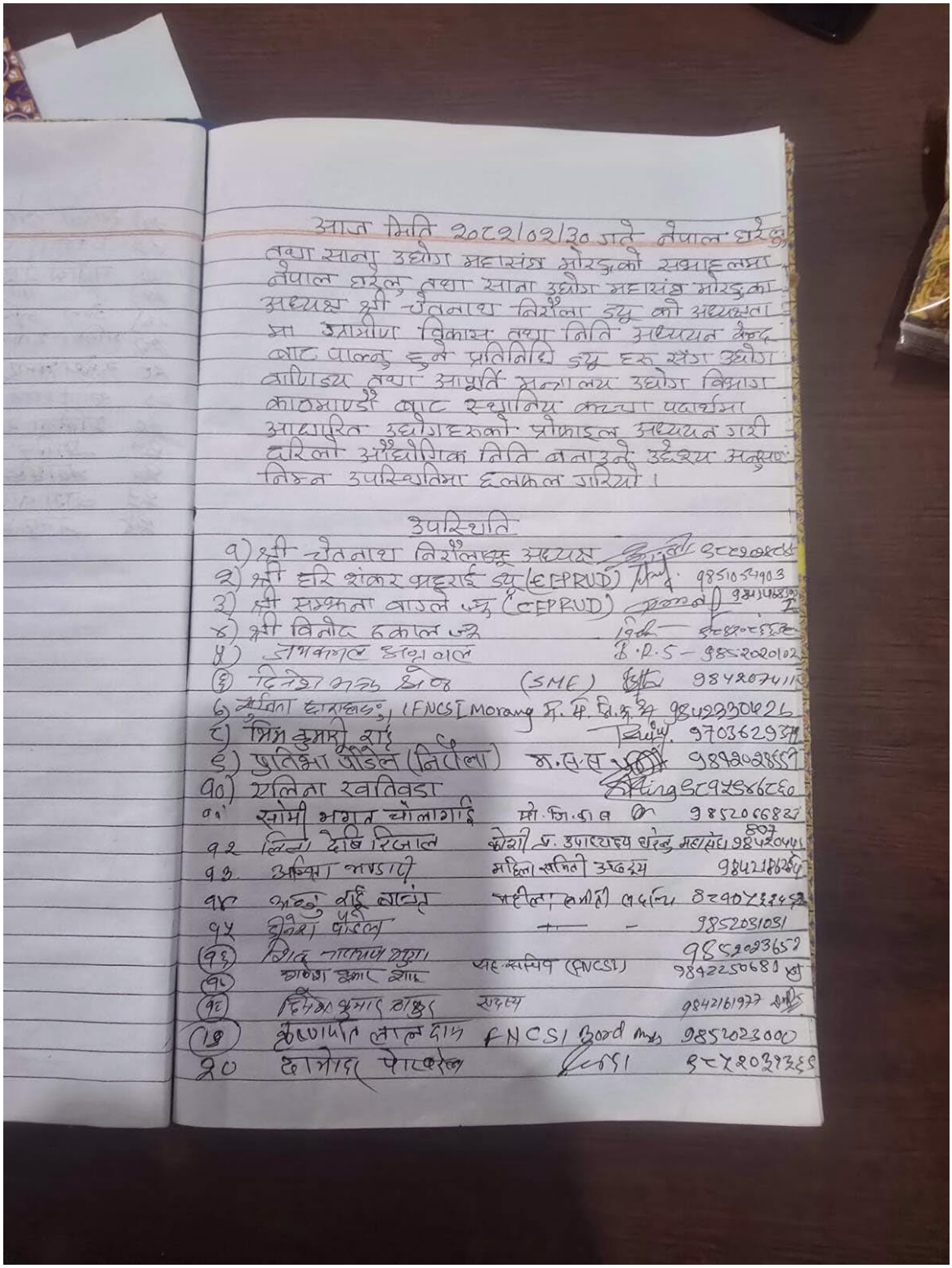

आज मिति २०८२/०२/३० गते नेपाल घरेलु तथा साना उद्योग महासंघ मोरङको सभाहलमा नेपाल घरेलु तथा साना उद्योग महासंघ मोरङका अध्यक्ष श्री चेतनाथ निरौला ज्यू को अध्यक्षता मा ग्रामीण विकास तथा निति अध्ययन केन्द्र बाट पाल्नु हुने प्रतिनिधि ज्यू हरु संग उद्योग वाणिज्य तथा आपूर्ति मन्त्रालय उद्योग विभाग काठमाण्डौं बाट स्थानिय कच्चा पदार्थमा आधारित उद्योगहरुको प्रोफाइल अध्ययन गरी दरिलो औद्योगिक निति बनाउने उद्देश्य अनुसार निम्न उपस्थितिमा छलफल गरियो।

उपस्थिति

१) श्री चेतनाथ निरौला ज्यू अध्यक्ष [illegible] ९८५२०४८८
२) श्री हरि शंकर भट्टराई ज्यू (CEPRUD) [illegible] 9851054903
३) श्री सम्झना बाग्ले ज्यू (CEPRUD) [illegible] 9841468[illegible]
४) श्री विनोद ढकाल ज्यू [illegible] ९८४२०८६६[illegible]
५) जयकमल अग्रवाल B.R.S - 9852020102
६) दिनेश भक्त श्रेष्ठ (SME) [illegible] 9842074110
७) सुनिता छाराछाङ, (FNCSI Morang म.सं. [illegible] 9842330426
८) प्रिम कुमारी राई [illegible] 9703629379
९) प्रतिभा पौडेल (निरौला) म.स.स [illegible] 9842028557
१०) एलिना खतिवडा [illegible] ९८१५४६८६०
११) सोमी भगत चौलागाई मो.जि.का.स [illegible] 9852066837
१२ लिला देवि रिजाल कोशी प्र. उपाध्यक्ष घरेलु महासंघ 9842044[illegible]
१३. अम्बिका भण्डारी महिला समिती अध्यक्ष 9842186[illegible]
१४ [illegible] राई बाचंत महिला समिती सदस्य ९८१०५३३४५[illegible]
१५ दिनेश पौडेल — — 9852031031
१६ शिव नारायण [illegible] 9852023657
१७ [illegible] शाह सह सचिव (FNCSI) 9842250681
१८ दिनेश कुमार ठाकुर सदस्य 9842161977
१९ कृष्णपति लाल दास FNCSI Board [illegible] 9852023000
२० दामोदर पोखरेल [illegible] ९८५२०३१३६९

Interaction with Stakeholders in Biratnagar, Morang






पोखरा औद्योगिक क्षेत्र उद्योग संघ
POKHARA INDUSTRIAL ESTATE INDUSTRY ASSOCIATION


पोखरा औद्योगिक क्षेत्र उद्योग संघ
POKHARA INDUSTRIAL ESTATE INDUSTRY ASSOCIATION
गण्डकी उद्योग परिसंघ
Panda

