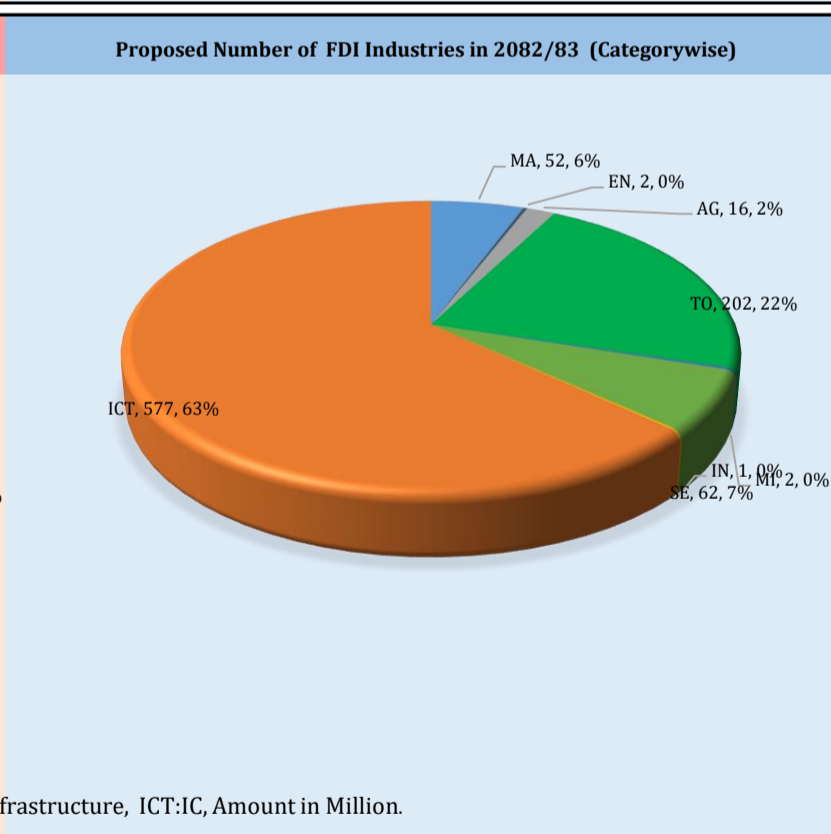
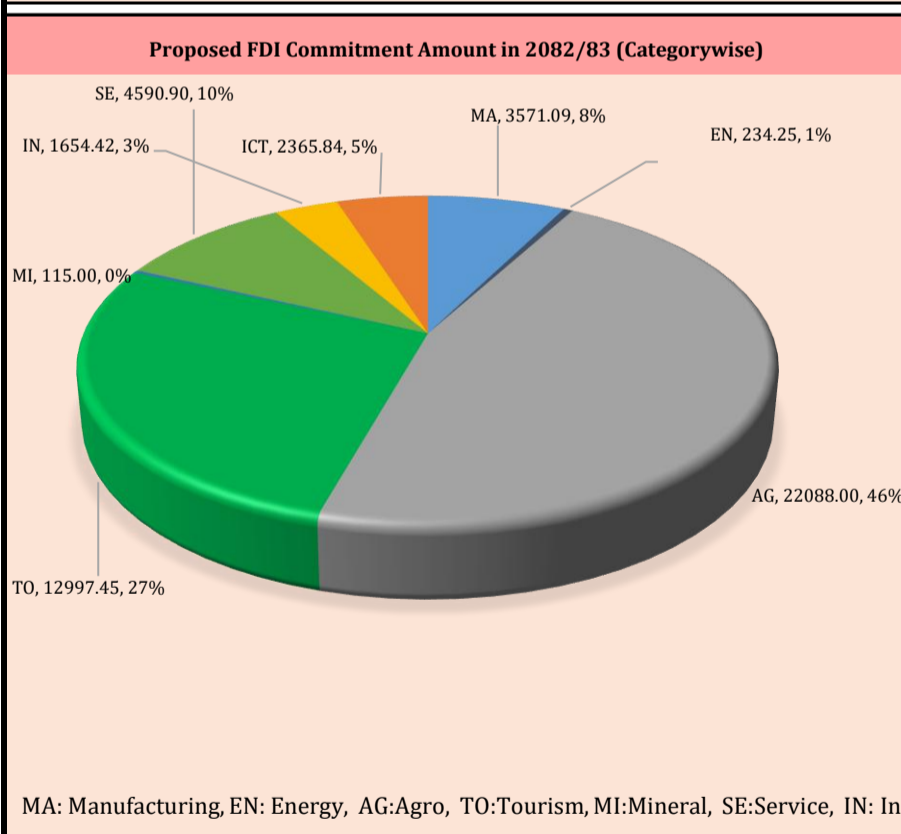
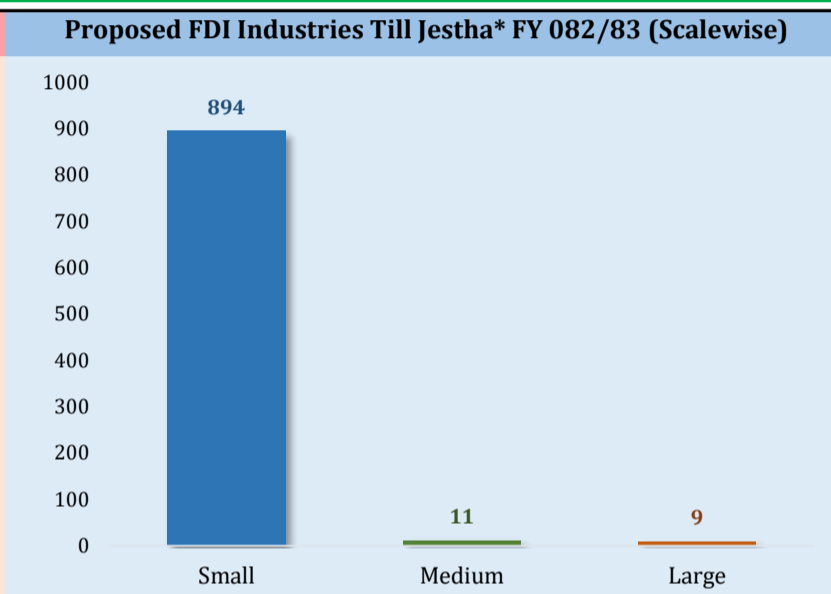
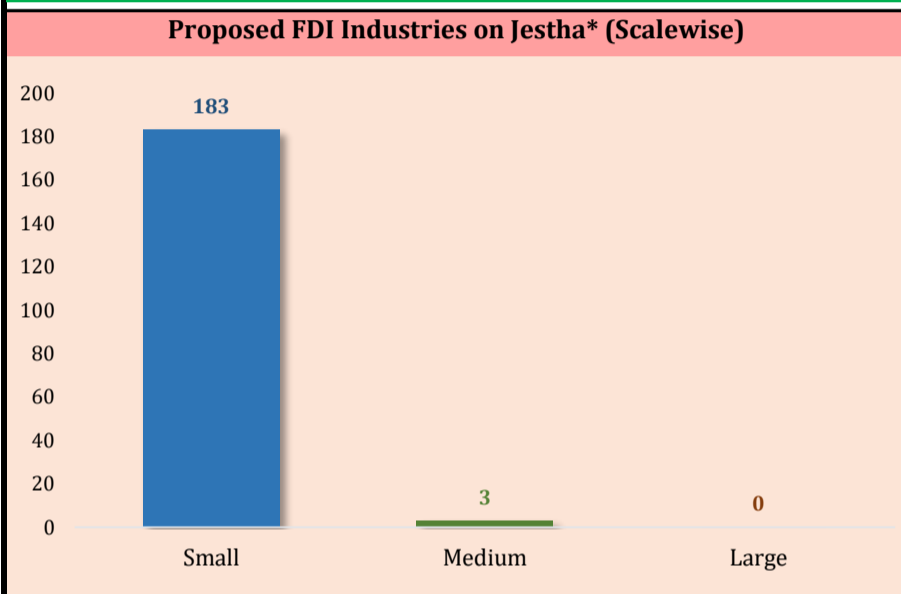




Monthly Report of Foreign Direct Investment Approval of Jestha

Details	Details of Jestha*	FY 2082/83 (Shrawan-Jestha**)
a. Foreign Direct Investment Approval Details		
1. FDI Approval Through AR (Nos.)	178	711
Commitment (Nrs.)	1,949,543,280.00	7,716,879,280.00
2. FDI Through Approval Route (Nos.)	8	203
Commitment (Nrs.)	345,800,000.00	39,900,067,152.00
Total Number of FDI(Approval+AR)	186	914
Total FDI Commitment (Nrs.)	2,295,343,280.00	47,616,946,432.00
3. SPA/SSA*** Approvals (Nos)	6	53
Commitment Amount (Nrs.)	151,600,000.00	111,193,870,754.51
4. TTA*** Approvals (Nos.)	3	48
b. Committed Employment (Persons)		
	1221	25450

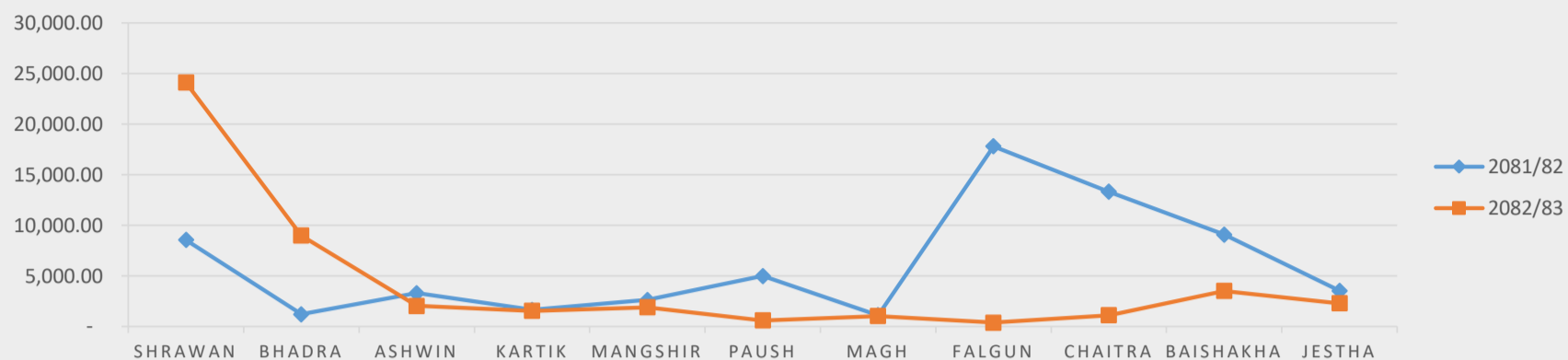


MA: Manufacturing, EN: Energy, AG:Agro, TO:Tourism, MI:Mineral, SE:Service, IN: Infrastructure, ICT:IC, Amount in Million.



Government of Nepal

Ministry of Industry, Commerce and Supplies

Department of Industry**(Foreign Investment & Technology Transfer Section)****Monthly Report of Foreign Direct Investment Approval of Jestha****Comparative Trend of FDI of FY 2081/82 & 082/83 (Millions)**

Visa Recommendations	2082Jestha	FY 2081/82 (Shrawan-Jestha)	FY 2082/83 (Shrawan-Jestha)
Business Visa			
Investor	95	2066	1774
Representatives	51	372	345
Dependent	85	866	736
NT Visa			
Advertisement	9	66	56
Technology Transfer Agreement	1	14	8

Repatriation Amount	Jestha	FY 2081/82 (Shrawan-Jestha)	FY 2082/83 (Shrawan-Jestha)
Royalty			
NRS	447,549,463.55	1,680,014,604.95	5,584,862,054.97
USD	342,205.71	9,917,020.14	1,521,747.16
INR	194,524,719.48	831,737,305.66	543,651,623.95
EURO	-	61,431.08	-
Dividend			
NRS	7,986,728.57	9,600,832,260.29	17,803,302,030.74
Service Fee			
		Jestha	FY 2082/83
NRS	-	-	115,041,984.00
USD	105,699.01	-	573,542.76
INR	2,068,342.00	-	73,315,112.31
EURO	-	-	263,220.60
AUD	-	-	-
JPY	-	-	-

Number of FDIs in 2082/83* (by Category)

S.N.	Industry Catagories	No. of Project	Commitment
1	Manufacturing (उत्पादनमुलक)	52	3,571,087,532.00
2	Energy (उर्जामूलक)	2	234,250,000.00
3	Agro and Forestry Based(कृषि मुलक)	16	22,088,000,000.00
4	Tourism (पर्यटनमुलक)	202	12,997,450,000.00
5	Mineral (खनिज)	2	115,000,000.00
6	Service (सेवामुलक)	62	4,590,900,000.00
7	Infrastructure (पूर्वाधारमुलक)	1	1,654,422,900.00
8	ICT (सूचनाप्रविधिमूलक)	577	2,365,836,000.00
Total		914	47,616,946,432.00

* Jestha : May 15, 2026 to June 14, 2026

**FY 2082/83 : July 17, 2025 to June 14, 2026

***SPA: Share Purchase Agreement / SSA: Share Subscription Agreement / TTA: Technology Transfer Agreement/

AR: Automatic Route