

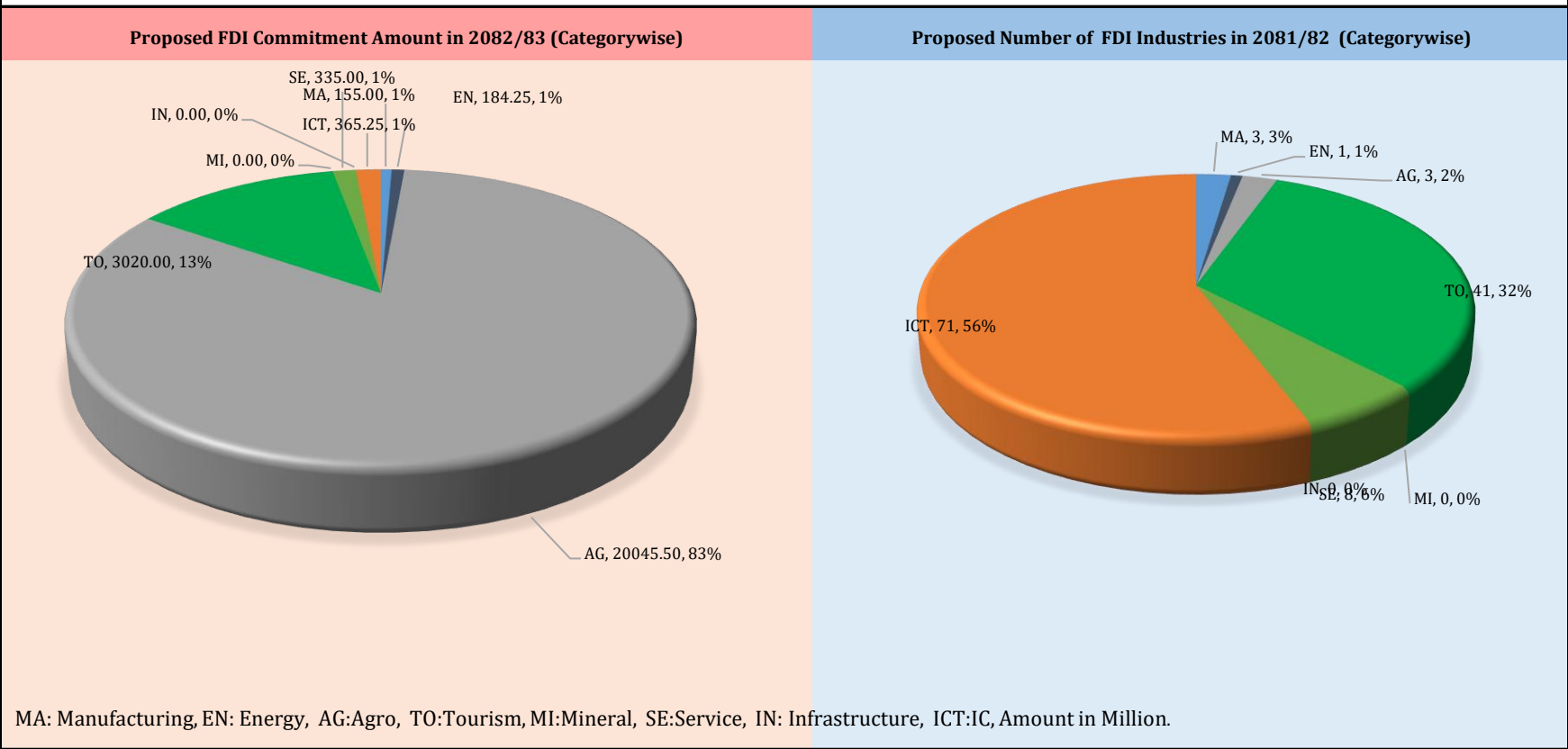
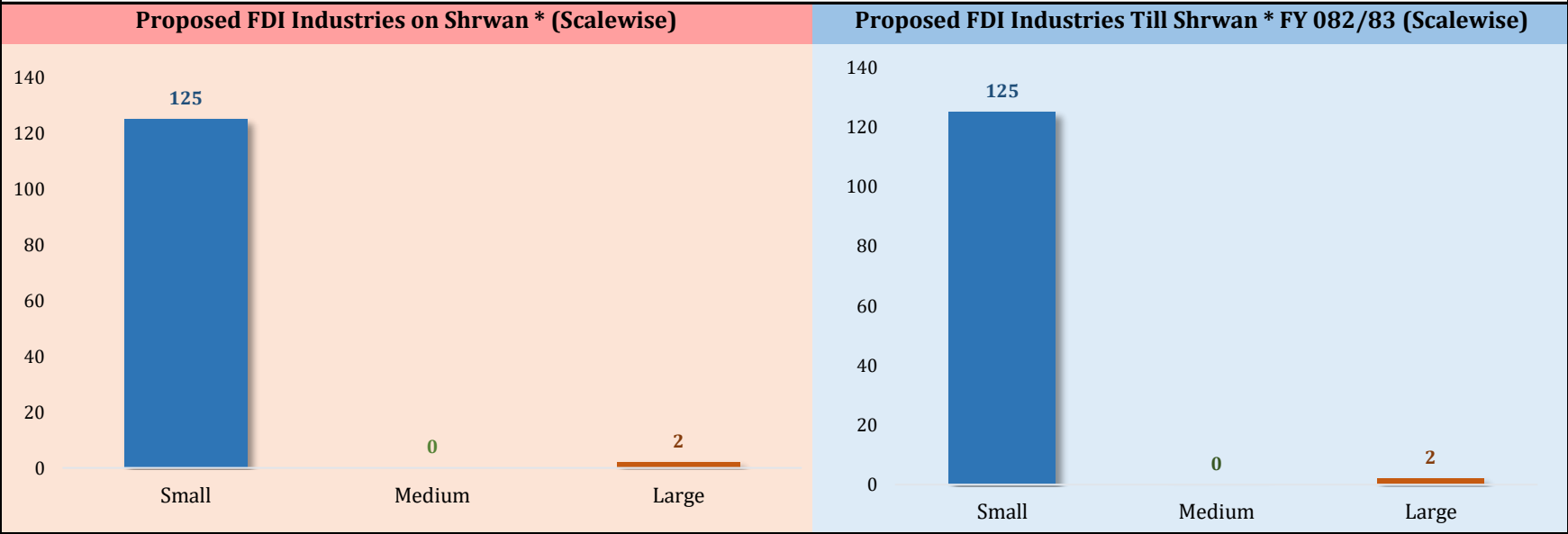


Department of Industry

(Foreign Investment & Technology Transfer Section)

Monthly Report of Foreign Direct Investment Approval of Shrwan

Details	Details of Shrwan *	FY 2082/83 (Shrawan-Shrwan **)	From Beginning to Shrwan Last
a. Foreign Direct Investment Approval Details			
1. FDI Approval Through AR (Nos.)	81	81	671
Commitment (Nrs.)	730,745,000.00	730,745,000.00	13,458,642,000.00
2. FDI Through Approval Route (Nos.)	46	46	6695
Committment (Nrs.)	23,374,250,000.00	23,374,250,000.00	662,068,470,105.00
Total Number of FDI(Approval+AR)	127	127	7366
Total FDI Commitment (Nrs.)	24,104,995,000.00	24,104,995,000.00	675,527,112,105.00
3. SPA/SSA*** Approvals (Nos)	8	8	-
Committment Amount (Nrs.)	1,999,000,000.00	1,999,000,000.00	-
4. TTA*** Approvals (Nos.)	5	5	-
b. Committed Employment (Persons)	8268	8268	354692





Government of Nepal

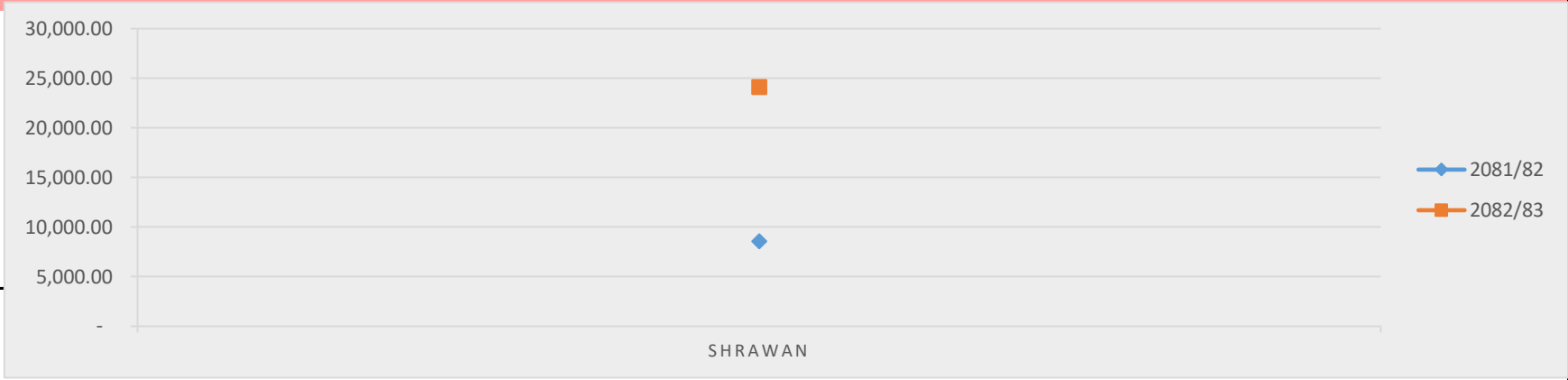
Ministry of Industry, Commerce and Supplies

Department of Industry

(Foreign Investment & Technology Transfer Section)

Monthly Report of Foreign Direct Investment Approval of Shrwan

Comparative Trend of FDI of FY 2080/81 & 081/82 (Millions)



Visa Recommendations	2082Shrwan	FY 2081/82 (Shrawan-Shrwan)	FY 2082/83 (Shrawan-Shrwan)
Business Visa			
Investor	194	208	194
Representatives	37	55	37
Dependent	52	58	52
NT Visa			
Advertisement	4	16	4
Technology Transfer Agreement	2	3	15

Repatriation Amount	Shrwan	FY 2081/82 (Shrawan-Shrwan)	FY 2082/83 (Shrawan-Shrwan)
Royalty			
NRS	184,061,802.80	114,379,425.76	184,061,802.80
USD	-	257,974.75	-
INR	1,917,126.55	3,423,800.00	1,917,126.55
EURO	-	10,200.00	-
Dividend			
NRS	2,907,789,540.55	64,042,458.05	2,907,789,540.55
Service Fee	Shrwan	FY 2082/83	
NRS	90,114,723.00	-	90,114,723.00
USD	20,400.00	-	20,400.00
INR	4,490,000.10	-	4,490,000.10
EURO	12,000.00	-	12,000.00
AUD	-	-	-
JPY	-	-	-

Number of FDIs in 2082/83* (by Category)					
S.N.	Industry Catagories		No. of Project	Commitment	
1	Manufacturing (उत्पादनमुलक)		3	155,000,000.00	
2	Energy (उर्जामूलक)		1	184,250,000.00	
3	Agro and Forestry Based(कृषि मुलक)		3	20,045,500,000.00	
4	Tourism (पर्यटनमुलक)		41	3,020,000,000.00	
5	Mineral (खनिज)		0	-	
6	Service (सेवामुलक)		8	335,000,000.00	
7	Infrastructure (पूर्वाधारमुलक)		0	-	
8	ICT (सूचनाप्रविधिमूलक)		71	365,245,000.00	
Total			127	24,104,995,000.00	

* Shrwan : July 17, 2025 to August 16, 2025
**FY 2082/83 : July 17, 2025 to August 16, 2025
***SPA: Share Purchase Agreement / SSA: Share Subscription Agreement / TTA: Technology Transfer Agreement/
AR: Automatic Route