



Government of Nepal

Ministry of Industry, Commerce and Supplies

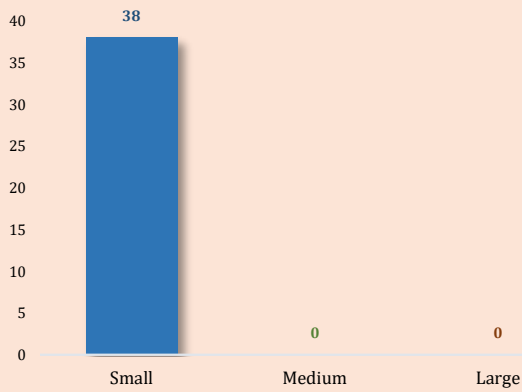
# Department of Industry

## (Foreign Investment & Technology Transfer Section)

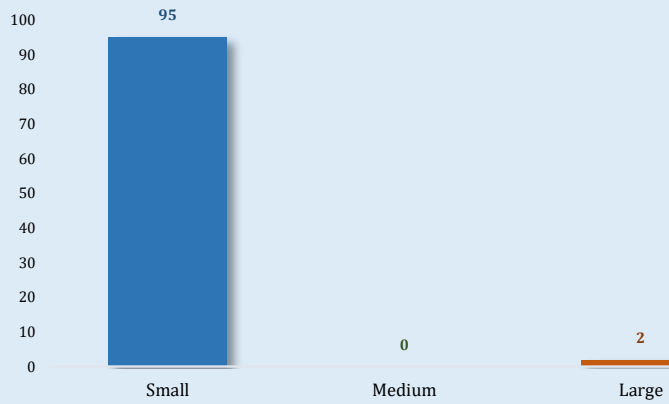
### Monthly Report of Foreign Direct Investment Approval of Bhadra

Details	Details of Bhadra*	FY 81/82 (Shrawan-Bhadra* *)	From Beginning to Bhadra Last
<b>a. Foreign Direct Investment Approval Details</b>			
1. FDI Approval Through AR (Nos.)	21	52	191
Commitment (Nrs.)	265,000,000.00	862,560,200.00	8,978,790,200.00
2. FDI Through Approval Route (Nos.)	38	97	6364
Commitment (Nrs.)	3,567,400,000.00	12,122,400,000.00	524,015,877,305.00
3. SPA/SSA*** Approvals (Nos)	7	16	-
Commitment Amount (Nrs.)	284,250,000.00	596,262,500.00	-
4. TTA*** Approvals (Nos.)	0	8	-
<b>b. Committed Employment (Persons)</b>			
	162	485	334624

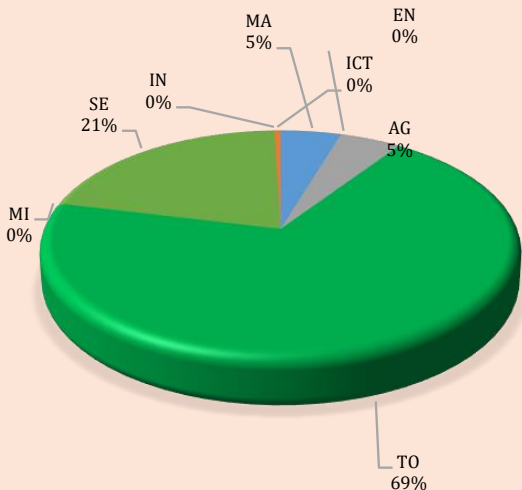
Proposed FDI Industries on Bhadra\* (Scalewise)



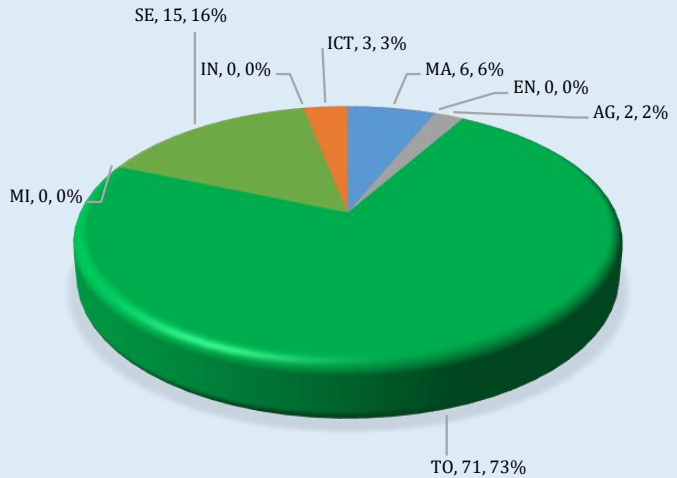
Proposed FDI Industries Till Bhadra\* FY 081/82 (Scalewise)



Proposed FDI Commitment in 2081/82 (Categorywise)



Proposed FDI Industries in 2081/82 (Categorywise)



MA: Manufacturing, EN: Energy, AG:Agro, TO:Tourism, MI:Mineral, SE:Service, IN: Infrastructure, ICT:ICT



Government of Nepal

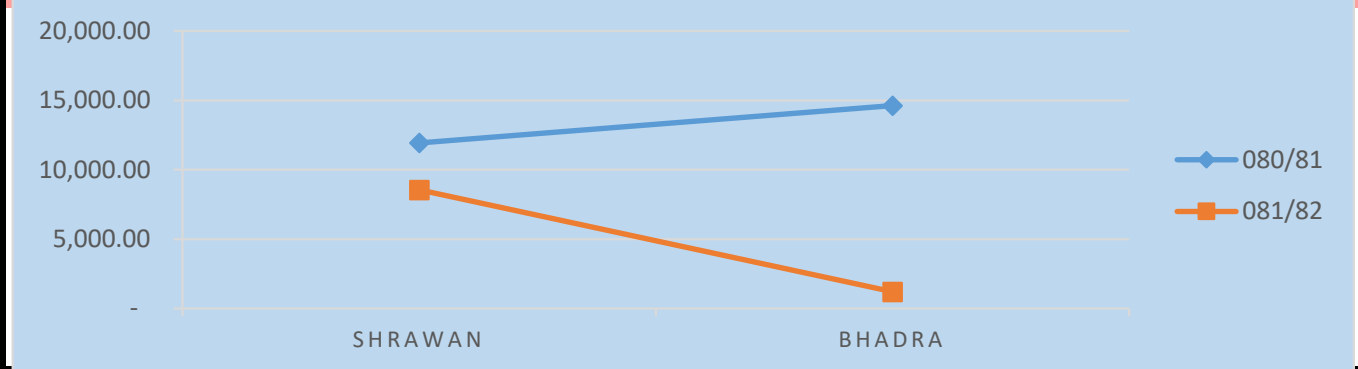
Ministry of Industry, Commerce and Supplies

## Department of Industry

(Foreign Investment & Technology Transfer Section)

### Monthly Report of Foreign Direct Investment Approval of Bhadra

#### Comparative Trend of FDI of FY 2080/81 & 081/82 (Millions)



Visa Recommendations	2081Bhadra	FY 80/81 (Shrawan-Bhadra)	FY 081/82 (Shrawan-Bhadra)
<b>Business Visa</b>			
Investor	392	498	600
Representatives	81	51	136
Dependent	134	127	192
<b>NT Visa</b>			
Advertisement	23	19	39
Technology Transfer Agreement	5	4	8

Repatriation Amount	Bhadra	FY 080/81 (Shrawan-Bhadra)	FY 081/82 (Shrawan-Bhadra)
<b>Royalty</b>			
NRS	237,090,531.00	606,111,879.66	351,469,956.76
USD	9,817.50	368,013.31	267,792.25
INR	322,268.00	187,548,839.10	3,746,068.00
EURO	-	-	10,200.00

<b>Dividend</b>			
NRS	-	250,709,601.73	64,042,458.05

Service Fee	Bhadra	FY 081/82 (Bhadra)
NRS	-	380,427,080.61
USD	-	2,734,205.37
INR	12,750,000.00	13,053,828.25
EURO	-	-
GBP	-	-
JPY	-	-



Government of Nepal

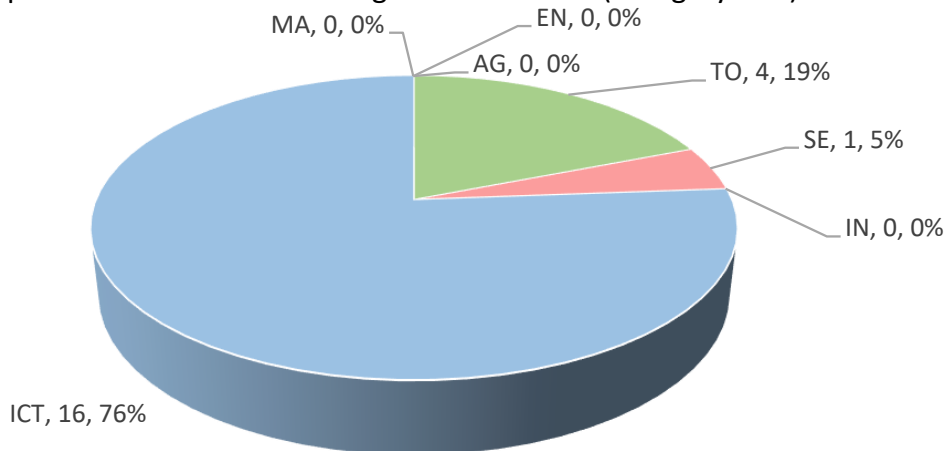
Ministry of Industry, Commerce and Supplies

## Department of Industry

(Foreign Investment & Technology Transfer Section)

### Monthly Report of Foreign Direct Investment Approval of Bhadra

Proposed FDI Industries Through AR Shrawan\* (Categorywise)



#### FDI through Automatic Route 2081/82

S.N.	Industry Categories	Small Project	Commitment
1	Manufacturing (उत्पादनमुलक)	2	75,000,200.00
2	Energy (उर्जामूलक)	0	-
3	Agro and Forestry Based (कृषि मुलक)	0	-
4	Tourism (पर्यटनमुलक)	8	280,000,000.00
5	Service (सेवामुलक)	3	240,000,000.00
6	Infrastructure (पूर्वाधारमुलक)	1	20,010,000.00
7	ICT (सूचनाप्रविधिमुलक)	38	247,550,000.00
<b>Total</b>		<b>52</b>	<b>862,560,200.00</b>

\* Bhadra : August 17, 2024 to September 16, 2024

\*\*FY 081/82 : July 16, 2024 to September 16, 2024

SPA: Share Purchase Agreement / SSA: Share Subscription Agreement / TTA: Technology Transfer Agreement/  
AR: Automatic Route