



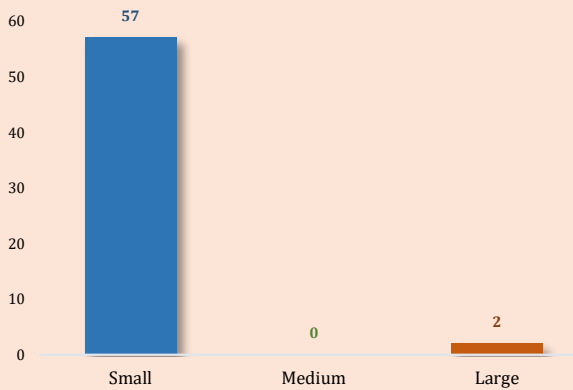
Department of Industry

(Foreign Investment & Technology Transfer Section)

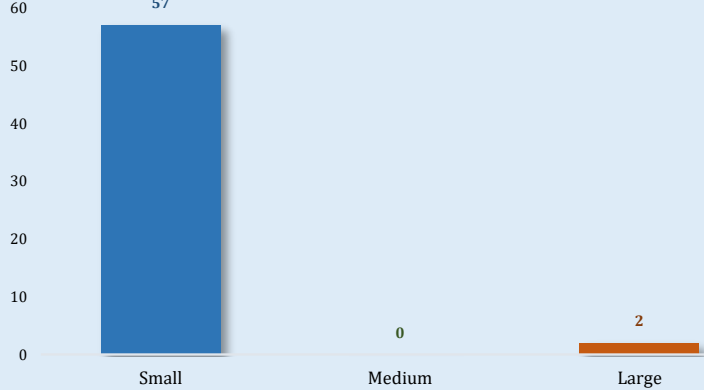
Monthly Report of Foreign Direct Investment Approval of Shrawan

Details	Details of Shrawan*	FY 81/82 (Shrawan-Shrawan**)	From Beginning to Shrawan Last
a. Foreign Direct Investment Approval Details			
1. FDI Approval Through AR (Nos.)	31	31	170
Commitment (Nrs.)	597,560,200.00	597,560,200.00	8,713,790,200.00
2. FDI Through Approval Route (Nos.)	59	59	6326
Commitment (Nrs.)	8,555,000,000.00	8,555,000,000.00	520,448,477,305.00
3. SPA/SSA*** Approvals (Nos)	9	9	-
Commitment Amount (Nrs.)	312,012,500.00	312,012,500.00	-
4. TTA*** Approvals (Nos.)	8	8	-
b. Committed Employment (Persons)	323	323	334624

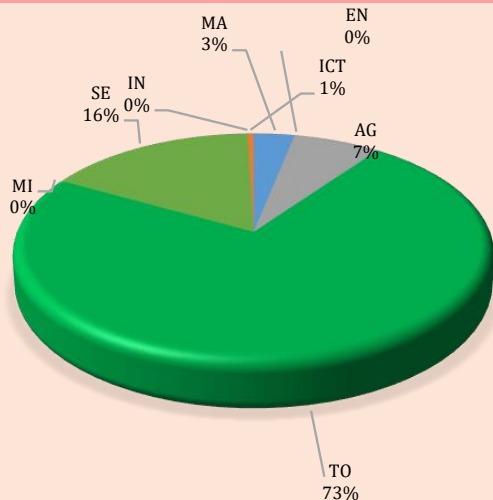
Proposed FDI Industries on Shrawan* (Scalewise)



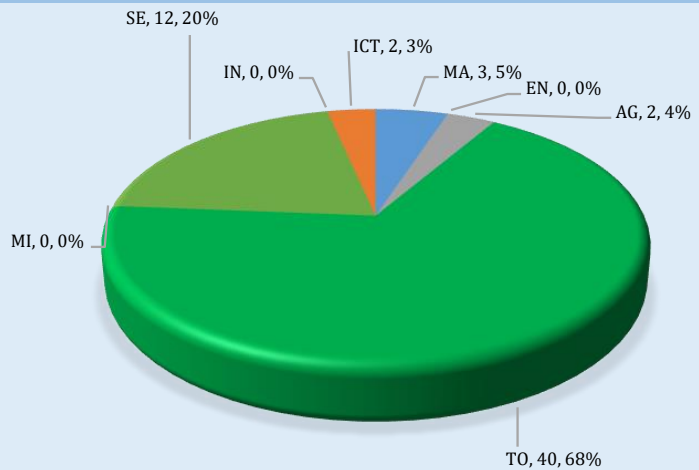
Proposed FDI Industries Till Shrawan* FY 081/82 (Scalewise)



Proposed FDI Commitment in 2081/82 (Categorywise)



Proposed FDI Industries in 2081/82 (Categorywise)



MA: Manufacturing, EN: Energy, AG:Agro, TO:Tourism, MI:Mineral, SE:Service, IN: Infrastructure, ICT:ICT



Government of Nepal

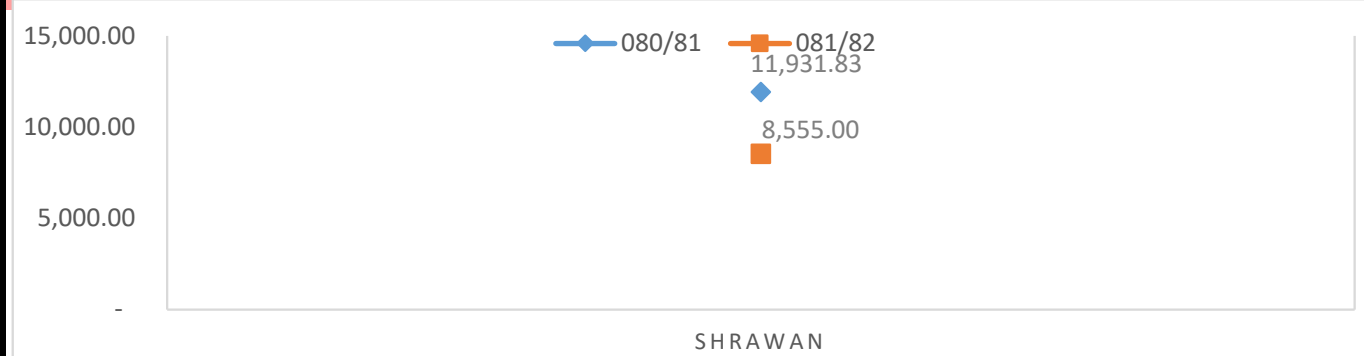
Ministry of Industry, Commerce and Supplies

Department of Industry

(Foreign Investment & Technology Transfer Section)

Monthly Report of Foreign Direct Investment Approval of Shrawan

Comparative Trend of FDI of FY 2080/81 & 081/82 (Millions)



Visa Recommendations	2081Shrawan	FY 80/81 (Shrawan-Shrawan)	FY 081/82 (Shrawan-Shrawan)
Business Visa			
Investor	208	293	208
Representatives	55	39	55
Dependent	58	73	58
NT Visa			
Advertisement	16	18	16
Technology Transfer Agreement	3	4	3

Repatriation Amount	Shrawan	FY 080/81 (Shrawan-Shrawan)	FY 081/82 (Shrawan-Shrawan)
Royalty			
NRS	114,379,425.76	499,457,690.52	114,379,425.76
USD	257,974.75	-	257,974.75
INR	3,423,800.00	181,379,787.10	3,423,800.00
EURO	10,200.00	-	10,200.00
Dividend			
NRS	64,042,458.05	203,067,264.04	64,042,458.05

Service Fee	Shrawan	FY 081/82 (Shrawan)	
NRS	380,427,080.61	-	380,427,080.61
USD	2,734,205.37	-	2,734,205.37
INR	303,828.25	-	303,828.25
EURO	-	-	-
GBP	-	-	-
JPY	-	-	-



Government of Nepal

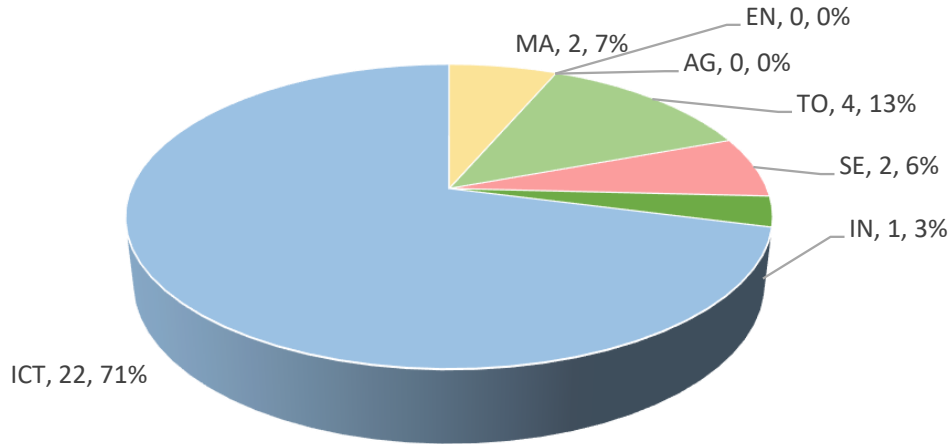
Ministry of Industry, Commerce and Supplies

Department of Industry

(Foreign Investment & Technology Transfer Section)

Monthly Report of Foreign Direct Investment Approval of Shrawan

Proposed FDI Industries Through AR Shrawan* (Categorywise)



FDI through Automatic Route 2081/82

S.N.	Industry Categories	Small Project	Commitment
1	Manufacturing (उत्पादनमुलक)	2	75,000,200.00
2	Energy (उर्जामूलक)	0	-
3	Agro and Forestry Based (कृषि मुलक)	0	-
4	Tourism (पर्यटनमुलक)	4	140,000,000.00
5	Service (सेवामुलक)	2	160,000,000.00
6	Infrastructure (पूर्वाधारमुलक)	1	20,010,000.00
7	ICT (सूचनाप्रविधिमुलक)	22	202,550,000.00
Total		31	597,560,200.00

* Shrawan : July 16, 2024 to August 16, 2024

**FY 081/82 : July 16, 2024 to August 16, 2024

SPA: Share Purchase Agreement / SSA: Share Subscription Agreement / TTA: Technology Transfer Agreement/

AR: Automatic Route