



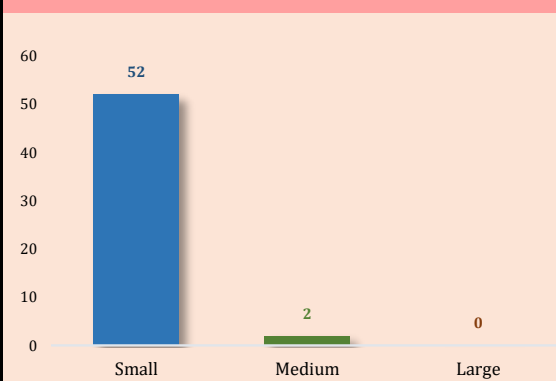
## Department of Industry

### (Foreign Investment & Technology Transfer Section)

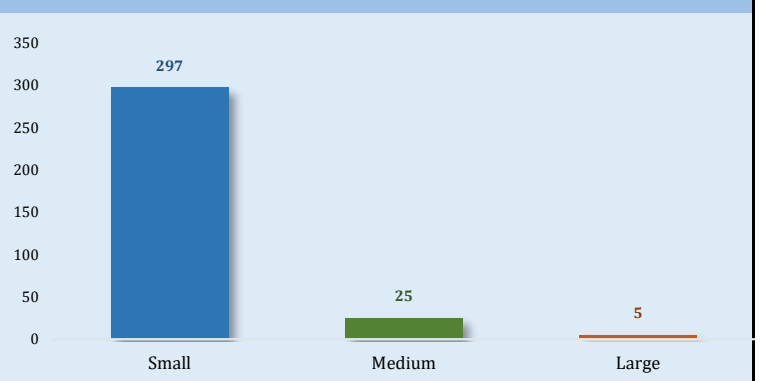
#### Monthly Report of Foreign Direct Investment Approval of Ashadh

Details	Details of Ashadh*	FY 079/80 (Shrawan-Ashadh**)	From Beginning to Ashadh Last
<b>a. Foreign Direct Investment Approval Details</b>			
1. New FDI Approvals (Nos.)	54	327	5860
Committment Amount (Nrs.)	3,715,500,000.00	38,407,566,704.00	456,381,042,600.00
2. SPA/SSA*** Approvals (Nos)	8	74	-
Committment Amount (Nrs.)	865,600,000.00	16,249,361,542.00	-
3. TTA*** Approvals (Nos.)	4	64	-
<b>b. Committed Employment (Persons)</b>			
	2406	17012	309132

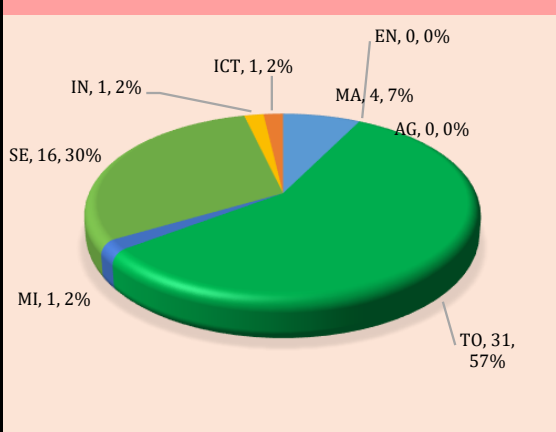
Proposed FDI Industries on Ashadh\* (Scalewise)



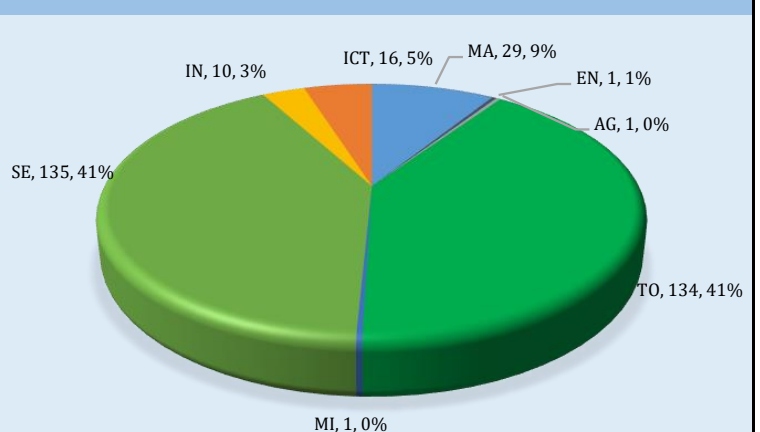
Proposed FDI Industries Till Ashadh\* FY 079/80 (Scalewise)



Proposed FDI Industries on Ashadh\* (Categorywise)



Proposed FDI Industries Till Ashadh\* FY 079/80 (Categorywise)



MA: Manufacturing, EN: Energy, AG:Agro, TO:Tourism, MI:Mineral, SE:Service, IN: Infrastructure, ICT:ICT

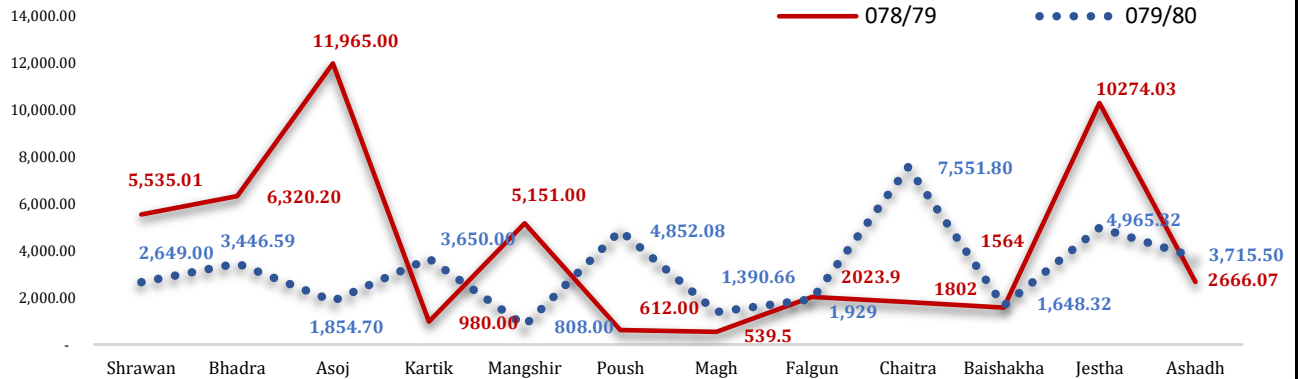


## Department of Industry

### (Foreign Investment & Technology Transfer Section)

#### Monthly Report of Foreign Direct Investment Approval of Ashadh

##### Comparative Trend of FDI of FY 2078/79 & 079/80 (Millions)



Visa Recommendations	Ashadh	FY 079/80 (Shrawan-Ashadh)
<b>Business Visa</b>		
Investor	207	1809
Representatives	30	285
Dependent	73	770
<b>NT Visa</b>		
Advertisement	16	59
Technology Transfer Agreement	4	15

Repatriation Amount	Ashadh	FY 079/80 (Shrawan-Ashadh)
<b>Royalty</b>		
NRS	12,795,002.00	2,333,182,113.88
USD	552,697.15	2,167,935.30
INR	49,164,140.61	357,122,499.90
EURO	-	49,000.04
<b>Dividend</b>		
NRS	19,291,945.89	13,844,822,215.10

\* Ashadh : June 16, 2023 to July 16, 2023

\*\*FY 079/80 : July 17, 2022 to July 16, 2023

SPA: Share Purchase Agreement / SSA: Share Subscription Agreement / TTA: Technology Transfer Agreement